



24th IHF Men's Junior (U21) World Championship

Germany / Greece

Group G, 2. round



Match Team Statistics

Match No. 21

Iceland 35 - 18 Chile

(12 - 6) (23 - 12)

21.6.2023. 13:15

Attendance:

Rentis Sport Hall "Melina

Merkouri"

Referees: Ante Mikelic (CRO) / Petar Paradina (CRO)

Iceland

#	Surname and name	S	Goals / shots								Attack				Def.			Penalties				TP					
			Tot.	%	9m	6m	Wing	7m	FB	Brk.	LD	As.	PC	E7	E2	TF	St.	C7	Blk	YC	2m		R	B			
1	SIGURJÓNSSON Brynjar Vignir	S										1															29:32
2	ÁSTTHÓRSSON Guðmundur Bragi		0/2	0	0/1							2			2												33:12
3	ADALSTEINSSON Einar Bragi	S	6/7	86	2/3							1		2	2	2							1			39:23	
4	RUNARSSON Andri Mar	S	3/4	75	0/1							5	1													39:57	
5	GUNNARSSON Thorsteinn Leó		2/3	67	1/2									1	1									1		21:25	
8	THÓRISSON Tryggvi	S	1/1	100		1/1						1				1								1		20:22	
9	GÚSTAFSSON Ísak											3	1													11:31	
10	ÓSKARSSON Benedikt Gunnar											1			1											2:51	
11	FINNSSON Andri		7/7	100		3/3	1/1		3/3						1	2										40:05	
12	THORSTEINSSON Jón Þórarinn		1/1	100								1														17:15	
17	JÓNASSON Kristófer Máni	S	4/4	100			3/3		1/1																	31:43	
18	GUDJÓNSSON Símon Michael	S	4/6	67			2/4		1/1	1/1																22:31	
19	ANDRASON Jóhannes Berg	S	1/2	50	0/1					1/1		1			2		1						1			39:16	
20	VIDARSSON Arnór		3/4	75	1/1		1/1			1/2		2			2			1		1						29:16	
31	ÓRVARSSON Róbert Snar		1/1	100			1/1					1			1											30:00	
32	ARNALDS Stefán Orri		2/2	100			2/2																			11:41	
Team / bench																											
UKUPNO			35/44	80	4/9	4/4	10/12	0/0	5/5	8/10	4/4	18	3	0	3	13	7	1	3	1	4	0	0				

Goalkeepers		Saves / shots								
#	Surname and name	Tot.	%	9m	6m	Wing	7m	FB	Brk.	LD
1	SIGURJÓNSSON Brynjar Vignir	6/12	50	3/5	1/4				2/3	
12	THORSTEINSSON Jón Þórarinn	12/24	50	4/5	1/4	3/6	0/1		4/8	
TOTAL		18/36	50	7/10	2/8	3/6	0/1	0/0	6/11	0/0

Coach: Einar Andri Einarsson

Number of attacks: 57, Efficiency: 61%, Average Duration: 22.30 seconds

Attack by type of defense

	Shots	9m	6m	Wing	TF	E7	E2
On def. 6-0	25/34	3/8	4/4	10/12	13	0	2
On def. 4-2	1/1	1/1	0/0	0/0	0	0	0
On def. 3-3	0/0	0/0	0/0	0/0	0	0	1
Fastbreak	5/5				0	0	0

Defense by type

	Total	9m	6m	Wing	Stl.	C7	2m
Def. 6-0	8/25	2/11	2/2	2/5	7	0	3
Def. 5-1	9/15	1/4	4/6	1/1	0	1	1
Fastbreak	0/0				0	0	0

Attack with superiority / minority / goalkeeper out

	Attack				Reaction		
	Att.	Eff.	Shots	TF	FB	LD	Tot.
6 on 6	42	50%	21/29	13			
6 on 5	7	100%	7/7	0			
5 on 6	7	100%	7/7	0			
5 on 5	1	0%	0/1	0			

Player superiority / GK out counted at the end of attack (in case it changes during attack)

Defense with superiority / minority / goalkeeper out

	Attack				Reaction		
	Att.	Eff.	Shots	TF	FB	LD	Tot.
7 on 6 (GK out)	6	0%	0/1	5	2/2	2/2	4/4
6 on 6 (GK out)	1	0%	0/0	1	0/0	0/0	0/0
6 on 6	37	43%	16/26	11			
5 on 6	4	0%	0/4	0			
6 on 5	7	29%	2/5	2			

Numbers show attacking numbers of opponent. Lower efficiency of opponent means better defense of this team

Jersey number Tot. Total shooting 6m 6m (line) shooting 9m 9m shooting Wng Wing shooting FB Fastbreak sh. 7m 7m penalty sh.
 Brk. Breakthrough sh. LD Long distance sh. As. Assists PC Pass clear chance E7 Earned 7m pen. TF Technical faults St. Steals
 2m 2m punishments C7. Committed 7m E2 Earned 2m pun. YC. Yellow cards R/B Red/Blue cards Blk. Blocks S Starting Line-up



24th IHF Men's Junior (U21) World Championship

Germany / Greece

Group G, 2. round



Match Team Statistics

Match No. 21

Iceland 35 - 18 Chile

(12 - 6) (23 - 12)

21.6.2023. 13:15

Attendance:

Rentis Sport Hall "Melina Merkouri"

Referees: Ante Mikelic (CRO) / Petar Paradina (CRO)

Shot distribution by player

2 G. Ástthórsson

0/1		0/1

3 E. Adalsteinsson

		1/2
	4/4	
1/1		

4 A. Runarsson

1/1		2/2

1 post

5 T. Gunnarsson

		1/1
	0/1	
1/1		

8 T. Thórisson

	1/1	

9 Í. Gústafsson

10 B. Óskarsson

11 A. Finnsson

	1/1	1/1
	2/2	
2/2		1/1

17 K. Jónasson

1/1		
	1/1	1/1

1/1 lob

18 S. Guðjónsson

	1/1	
2/2		1/1

2 post

19 J. Andrason

		1/1

1 miss.

20 A. Vidarsson

2/2		0/1

1/1 lob

31 R. Örvarsson

1/1 lob

32 S. Arnalds

	1/1	

1/1 lob

TOTAL

1/1	3/3	3/4
	6/7	
9/10	2/2	6/8

3 post 1 miss. 4/4 lob

Saves distribution goalkeepers

1 B. Sigurjónsson

1/1		
2/2	2/2	
	0/2	1/5

12 J. Thorsteinsson

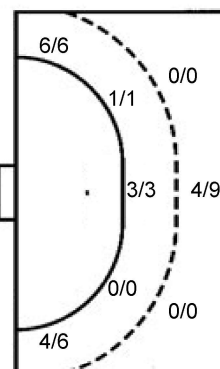
1/1		1/1
	3/3	
1/7	5/5	1/7

TOTAL

2/2		1/1
2/2	5/5	
1/7	5/7	2/12

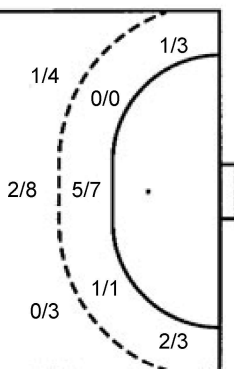
Shots by position

ATTACK



7m penalties	0/0
Fastbreak	5/5
Breakthrough	8/10
Long dist.	4/4

DEFENSE



7m penalties	1/1
Fastbreak	0/0
Breakthrough	5/11
Long dist.	0/0

Shooting statistics

Position	Goals	Sav.	Miss.	Post	Blk.	Total	%
Back (9m)	4	3	1	1	0	9	44
Line (6m)	4	0	0	0	0	4	100
Wing	10	0	0	2	0	12	83
7m penalties	0	0	0	0	0	0	0
Fastbreak	5	0	0	0	0	5	100
Breakthrough	8	2	0	0	0	10	80
Total	31	5	1	3	0	40	78

Jersey number Tot. Total shooting 6m 6m (line) shooting 9m 9m shooting Wng Wing shooting FB Fastbreak sh. 7m 7m penalty sh.
 Brk. Breakthrough sh. LD Long distance sh. As. Assists PC Pass clear chance E7 Earned 7m pen. TF Technical faults St. Steals
 2m 2m punishments C7. Committed 7m E2 Earned 2m pun. YC. Yellow cards R/B Red/Blue cards Blk. Blocks S Starting Line-up

Handball statistics and livescore by Toma-soft ltd (www.toma-soft.hr)



24th IHF Men's Junior (U21) World Championship

Germany / Greece

Group G, 2. round



Match Team Statistics

Match No. 21

Iceland 35 - 18 Chile

(12 - 6) (23 - 12)

21.6.2023. 13:15

Attendance:

Rentis Sport Hall "Melina

Merkouri"

Referees: Ante Mikelic (CRO) / Petar Paradina (CRO)

Chile

#	Surname and name	S	Goals / shots									Attack					Def.			Penalties				TP					
			Tot.	%	9m	6m	Wing	7m	FB	Brk.	LD	As.	PC	E7	E2	TF	St.	C7	Blk	YC	2m	R	B						
3	PUELMA Sebastián		0/2	0	0/2										2	1		2	2										20:00
9	OYARZUN Cristóbal		2/6	33	2/6										2				1								1		17:19
11	ORELLANA Alberto	S	1/3	33	1/3										3		1	3	1								1		42:38
12	BARRIOS Benjamín		3/3	100		3/3													1										16:18
14	MENANTEAU Esteban	S																	1										32:39
17	CEBALLOS Camilo		2/5	40	0/1														2										32:33
18	MONTECINO Daniel		1/3	33	0/1	1/1													1								1		45:26
19	JN CHARLES Jonas																												9:20
21	OLGUÍN Joaquín	S	1/3	33		0/1	1/2												1										30:00
23	BUSTAMANTE Gonzalo	S	0/1	0		0/1														1							1		37:26
24	PINO Jovani		0/1	0			0/1																						12:40
26	HERNÁNDEZ Camilo	S	1/4	25	0/1														4										24:25
27	CASTRO Renato		0/1	0			0/1																						19:11
28	SCARAMELLI Luciano	S	6/6	100		1/1	2/2	1/1			2/2								1	1									43:48
33	HUARACÁN Rodolfo	S	1/3	33	0/1	1/1					0/1					1			4	2							1		30:29
76	ROSALES Alejandro																												5:48
Team / bench																													
UKUPNO			18/41	44	3/15	6/8	3/6	1/1	0/0	5/11	0/0	7	2	1	5	19	4	0	0	1	4	0	0						

#	Surname and name	Saves / shots								
		Tot.	%	9m	6m	Wing	7m	FB	Brk.	LD
14	MENANTEAU Esteban	5/29	17	3/6	0/3	0/9		0/2	2/6	0/3
76	ROSALES Alejandro	0/11	0	0/1	0/1	0/1		0/3	0/4	0/1
TOTAL		5/40	13	3/7	0/4	0/10	0/0	0/5	2/10	0/4

Coach: Aitor Echaburu

Number of attacks: 55, Efficiency: 33%, Average Duration: 42.74 seconds

Attack by type of defense

	Shots	9m	6m	Wing	TF	E7	E2
On def. 6-0	8/25	2/11	2/2	2/5	15	0	4
On def. 5-1	9/15	1/4	4/6	1/1	4	1	1
Fastbreak	0/0				0	0	0

Defense by type

	Total	9m	6m	Wing	Stl.	C7	2m
Def. 6-0	25/34	3/8	4/4	10/12	4	0	3
Def. 4-2	1/1	1/1	0/0	0/0	0	0	0
Def. 3-3	0/0	0/0	0/0	0/0	0	0	1
Fastbreak	5/5				0	0	0

Attack with superiority / minority / goalkeeper out

	Attack				Reaction		
	Att.	Eff.	Shots	TF	FB	LD	Tot.
7 on 6 (GK out)	6	0%	0/1	5	2/2	2/2	4/4
6 on 6 (GK out)	1	0%	0/0	1	0/0	0/0	0/0
6 on 6	37	43%	16/26	11			
5 on 6	4	0%	0/4	0			
6 on 5	7	29%	2/5	2			

Player superiority / GK out counted at the end of attack (in case it changes during attack)

Defense with superiority / minority / goalkeeper out

	Attack				Reaction		
	Att.	Eff.	Shots	TF	FB	LD	Tot.
6 on 6	42	50%	21/29	13			
6 on 5	7	100%	7/7	0			
5 on 6	7	100%	7/7	0			
5 on 5	1	0%	0/1	0			

Numbers show attacking numbers of opponent. Lower efficiency of opponent means better defense of this team

Jersey number Tot. Total shooting 6m 6m (line) shooting 9m 9m shooting Wng Wing shooting FB Fastbreak sh. 7m 7m penalty sh.
 Brk. Breakthrough sh. LD Long distance sh. As. Assists PC Pass clear chance E7 Earned 7m pen. TF Technical faults St. Steals
 2m 2m punishments C7. Committed 7m E2 Earned 2m pun. YC. Yellow cards R/B Red/Blue cards Blk. Blocks S Starting Line-up



24th IHF Men's Junior (U21) World Championship

Germany / Greece

Group G, 2. round



Match Team Statistics

Match No. 21

Iceland 35 - 18 Chile

(12 - 6) (23 - 12)

21.6.2023. 13:15

Attendance:

Rentis Sport Hall "Melina Merkouri"

Referees: Ante Mikelic (CRO) / Petar Paradina (CRO)

Shot distribution by player

3 S. Puelma

	0/1	

1 post

9 C. Oyarzún

	0/1	
1/1		1/2

2 block

11 A. Orellana

	0/1	
	0/1	1/1

12 B. Barrios

1/1	1/1	1/1

1 block

17 C. Ceballos

	0/2	
0/1	1/1	1/1

18 D. Montecino

0/1		
		1/2

19 J. Jn Charles

21 J. Olguín

		0/1
0/1		
1/1		

23 G. Bustamante

	0/1	

24 J. Pino

	0/1	

26 C. Hernández

	0/2	1/1

1 block

27 R. Castro

0/1		

28 L. Scaramelli

3/3		3/3

33 R. Huaracán

	0/1	1/1

1 post

TOTAL

0/2		0/1
0/2	0/5	
6/7	2/7	10/12

2 post 3 block

Saves distribution goalkeepers

14 E. Menanteau

0/1	0/2	1/2
	1/4	
1/7	0/2	2/7

76 A. Rosales

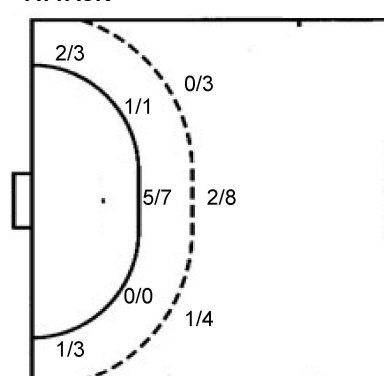
	0/1	0/2
	0/4	
0/3		0/1

TOTAL

0/1	0/3	1/4
	1/8	
1/10	0/2	2/8

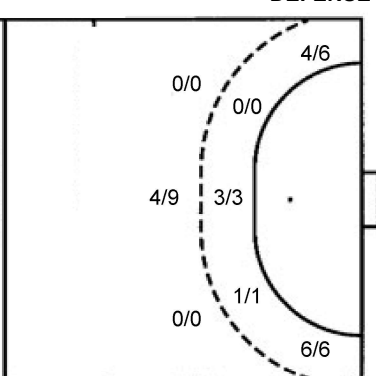
Shots by position

ATTACK



7m penalties 1/1
Fastbreak 0/0
Breakthrough 5/11
Long dist. 0/0

DEFENSE



7m penalties 0/0
Fastbreak 5/5
Breakthrough 8/10
Long dist. 4/4

Shooting statistics

Position	Goals	Sav.	Miss.	Post	Blk.	Total	%
Back (9m)	3	7	0	2	3	15	20
Line (6m)	6	2	0	0	0	8	75
Wing	3	3	0	0	0	6	50
7m penalties	1	0	0	0	0	1	100
Fastbreak	0	0	0	0	0	0	0
Breakthrough	5	6	0	0	0	11	45
Total	18	18	0	2	3	41	44

Jersey number Tot. Total shooting 6m 6m (line) shooting 9m 9m shooting Wng Wing shooting FB Fastbreak sh. 7m 7m penalty sh.
Brk. Breakthrough sh. LD Long distance sh. As. Assists PC Pass clear chance E7 Earned 7m pen. TF Technical faults St. Steals
2m 2m punishments C7. Committed 7m E2 Earned 2m pun. YC. Yellow cards R/B Red/Blue cards Blk. Blocks S Starting Line-up

Handball statistics and livescore by Toma-soft ltd (www.toma-soft.hr)



24th IHF Men's Junior (U21) World Championship

Germany / Greece

Group G, 2. round



Match Team Statistics

Match No. 21

Iceland 35 - 18 Chile

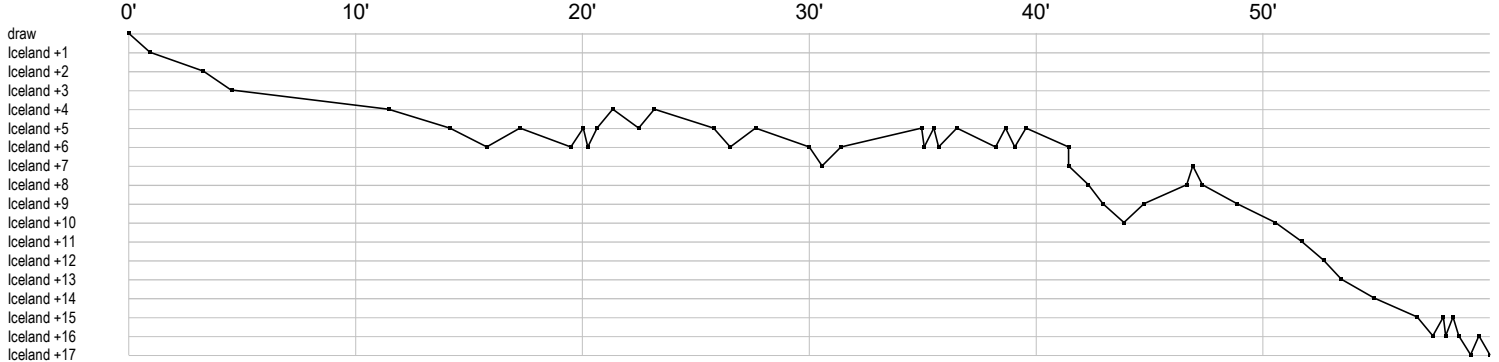
(12 - 6) (23 - 12)

21.6.2023. 13:15

Attendance:

Rentis Sport Hall "Melina Merkouri"

Referees: Ante Mikelic (CRO) / Petar Paradina (CRO)



Iceland

1 Sigurjónsson	sa s s s r r r r s r s r
2 Ásthórsson G	a f t a t f
3 Adalsteinsson	t bi p b g a f 2 g t gi g g g
4 Runarsson A	x b a b p a g x a fba g a
5 Gunnarsson T	t2 f g gi
8 Thórisson T	g t y
9 Gústafsson Í	a a p a
10 Óskarsson B	a t
11 Finnsson A	t g b b g g gg
12 Thorsteinsson	r r r r s s s r s r r s s as s s r r r
17 Jónasson K	g g g g g
18 Guðjónsson S	g g f g f
19 Andraon J	t t f g a 2c
20 Vidarsson A	a g t a t g g f 2 x
31 Örvarsson R	t a g
32 Arnalds S	g g

Chile

3 Puelma S	a t i t f i f p a
9 Oyarzún C	a a g f f g f 2 t f
11 Orellana A	f t g i a a f i e a 2 i
12 Barrios B	g g t g
14 Menanteau E	r r r t s r f r s r r r r r r s r r r r s r r r
17 Ceballos C	g f t f f g t
18 Montecino D	f f g 2 t
19 Jn Charles J	
21 Olguín J	f t f g
23 Bustamante G	y f b
24 Pino J	f
26 Hernández C	t t f t g f f
27 Castro R	f
28 Scaramelli L	b g gg g g t g
33 Huaracán R	2 b t t t f pb f g
76 Rosales A	r r r r r r r r r r r r

In game	g Goal scored	f Missed shot	a Assist	t Technical faults	b Steal
2 2min suspension	e Eearned 7m	c Committed 7m	y Yellow card	r Red Card	k Blue card
i Eearned 2min.	x Block	4 4min suspension	p Pass for clear chance	s Saved shot	r Received goal