



# 24th IHF Men's Junior (U21) World Championship

Germany / Greece

Group C, 2. round



Match Team Statistics

Match No. 20

## Brazil 29 - 20 Kuwait

(12 - 11) (17 - 9)

21.6.2023. 20:15

Attendance: 3369

Swiss Life Hall

Referees: Marko Sekulic (SRB) / Vladimir Jovandic (SRB)

### Brazil

Players		Goals / shots									Attack					Def.			Penalties				TP			
#	Surname and name	S	Tot.	%	9m	6m	Wing	7m	FB	Brk.	LD	As.	PC	E7	E2	TF	St.	C7	Blk	YC	2m	R		B		
3	ALMEIDA Ruan Pablo Da Silva		1/1	100				1/1																	16:18	
4	QUINTINO Michael Da Silva		4/5	80				3/4		1/1														1	59:44	
5	MORAIS Caio Vinicius De Souza		1/1	100						1/1						1									14:08	
6	SOUZA Caue Silva Martins		1/3	33	0/2					1/1		3													6:39	
8	HENN Giancarlo Felipe		1/3	33	1/3							1													8:54	
10	GRIGGIO Gabriel Cardoso		3/3	100		3/3								1	1								1		25:36	
12	VIEIRA Luiz Felipe Araujo																								16:25	
14	ROSA Gabriel Dos Santos Da	S	3/7	43	0/2	0/1			1/1	2/3		2	1	3	1	2									31:28	
15	CASTRO Nhaua Teixeira De															2									1:17	
17	FROES Samir Oliveira	S	4/4	100		2/2	2/2																1		42:00	
19	SOSA Pedro Daitx	S																1	2						36:51	
30	LANGARO Davi Inoue	S	2/4	50	0/1					2/3		2					1								51:14	
31	FRIAS Mateus Henrique Da Silva																								1:41	
33	RIBERA Nicolas Gardilcic	S																							23:23	
77	SANTOS William Da Silva	S	0/1	0							0/1	1													36:46	
83	MONTA DA SILVA Hugo Bryan	S	9/14	64	3/6	1/1		4/5		1/2		5		1	1	6	3		2				1		47:36	
Team / bench																										
UKUPNO			29/46	63	4/14	6/7	6/7	4/5	2/2	7/10	0/1	14	1	5	3	11	4	1	4	1	3	0	0			

Goalkeepers		Saves / shots								
#	Surname and name	Tot.	%	9m	6m	Wing	7m	FB	Brk.	LD
12	VIEIRA Luiz Felipe Araujo	2/5	40	1/3	1/1			0/1		
77	SANTOS William Da Silva	10/26	38	8/17	1/1	0/1	0/1		1/6	
TOTAL		12/31	39	9/20	2/2	0/1	0/1	0/1	1/6	0/0

Coach: Drean Farencena Dutra

Number of attacks: 55, Efficiency: 53%, Average Duration: 36.93 seconds

### Attack by type of defense

	Shots	9m	6m	Wing	TF	E7	E2
On def. 6-0	23/38	4/14	6/7	6/7	11	5	3
Fastbreak	2/2				0	0	0

### Defense by type

	Total	9m	6m	Wing	Stl.	C7	2m
Def. 6-0	17/40	11/29	0/3	1/1	4	1	3
Fastbreak	1/1				0	0	0

### Attack with superiority / minority / goalkeeper out

	Attack				Reaction		
	Att.	Eff.	Shots	TF	FB	LD	Tot.
7 on 5 (GK out)	1	100%	1/1	0	0/0	0/0	0/0
6 on 6 (GK out)	5	0%	0/3	2	0/0	1/1	1/1
6 on 5 (GK out)	1	0%	0/0	1	0/0	0/0	0/0
6 on 6	45	58%	26/37	8			
6 on 5	3	67%	2/3	0			

Player superiority / GK out counted at the end of attack (in case it changes during attack)

### Defense with superiority / minority / goalkeeper out

	Attack				Reaction		
	Att.	Eff.	Shots	TF	FB	LD	Tot.
7 on 6 (GK out)	2	0%	0/1	1	0/0	0/0	0/0
6 on 6 (GK out)	4	50%	2/4	0	0/0	0/1	0/1
6 on 6	42	38%	16/30	12			
6 on 5 (GK out)	1	0%	0/0	1	0/0	0/0	0/0
6 on 5	4	50%	2/4	0			

Numbers show attacking numbers of opponent. Lower efficiency of opponent means better defense of this team

# Jersey number Tot. Total shooting 6m 6m (line) shooting 9m 9m shooting Wng Wing shooting FB Fastbreak sh. 7m 7m penalty sh.  
 Brk. Breakthrough sh. LD Long distance sh. As. Assists PC Pass clear chance E7 Earned 7m pen. TF Technical faults St. Steals  
 2m 2m punishments C7. Committed 7m E2 Earned 2m pun. YC. Yellow cards R/B Red/Blue cards Blk. Blocks S Starting Line-up



# 24th IHF Men's Junior (U21) World Championship

Germany / Greece

Group C, 2. round



## Match Team Statistics

Match No. 20

## Brazil 29 - 20 Kuwait

(12 - 11) (17 - 9)

21.6.2023. 20:15

Attendance: 3369

Swiss Life Hall

Referees: Marko Sekulic (SRB) / Vladimir Jovandic (SRB)

### Shot distribution by player

#### 3 R. Almeida

1/1		

#### 4 M. Quintino

		1/1
		3/3

1 post

#### 5 C. Morais

		1/1

#### 6 C. Souza

0/1		1/1

1 miss.

#### 8 G. Henn

	0/2	1/1

#### 10 G. Griggio

1/1		1/1
1/1		

#### 14 G. Rosa

	0/1	3/3

2 post 1 miss.

#### 15 N. Castro


#### 17 S. Froes

1/1		2/2
		1/1

#### 19 P. Sosa


#### 30 D. Langaro

	0/1	
1/1	1/1	

1 miss.

#### 31 M. Frias


#### 33 N. Ribera


#### 83 H. Monta Da Silva

2/3		1/1
1/2	0/1	
2/2		3/3

1 miss. 1 block

### TOTAL

4/5		5/5
1/3	0/4	2/2
5/5	1/2	11/11

3 post 4 miss. 1 block

### Saves distribution goalkeepers

#### 12 L. Vieira

1/1		0/1
0/1	1/1	0/1

#### 77 W. Santos

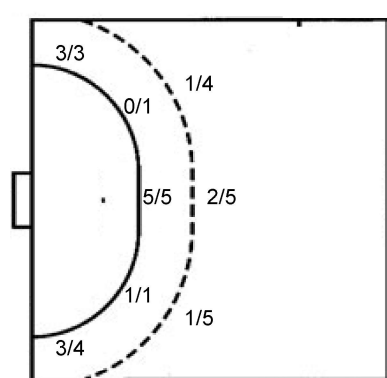
2/4		3/7
0/1	2/2	0/2
0/4	2/3	1/3

### TOTAL

3/5		3/8
0/1	2/2	0/2
0/5	3/4	1/4

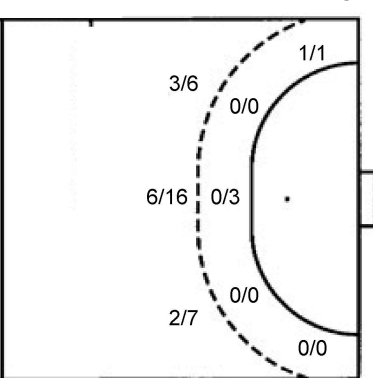
### Shots by position

#### ATTACK



7m penalties 4/5  
Fastbreak 2/2  
Breakthrough 7/10  
Long dist. 0/1

#### DEFENSE



7m penalties 1/1  
Fastbreak 1/1  
Breakthrough 5/7  
Long dist. 1/1

### Shooting statistics

Position	Goals	Sav.	Miss.	Post	Blk.	Total	%
Back (9m)	4	6	2	1	1	14	29
Line (6m)	6	0	0	1	0	7	86
Wing	6	0	0	1	0	7	86
7m penalties	4	0	1	0	0	5	80
Fastbreak	2	0	0	0	0	2	100
Breakthrough	7	2	1	0	0	10	70
<b>Total</b>	<b>29</b>	<b>8</b>	<b>4</b>	<b>3</b>	<b>1</b>	<b>45</b>	<b>64</b>

# Jersey number Tot. Total shooting 6m 6m (line) shooting 9m 9m shooting Wng Wing shooting FB Fastbreak sh. 7m 7m penalty sh.  
Brk. Breakthrough sh. LD Long distance sh. As. Assists PC Pass clear chance E7 Earned 7m pen. TF Technical faults St. Steals  
2m 2m punishments C7. Committed 7m E2 Earned 2m pun. YC. Yellow cards R/B Red/Blue cards Blk. Blocks S Starting Line-up

Handball statistics and livescore by Toma-soft ltd (www.toma-soft.hr)



# 24th IHF Men's Junior (U21) World Championship

Germany / Greece

Group C, 2. round



Match Team Statistics

Match No. 20

## Brazil 29 - 20 Kuwait

(12 - 11) (17 - 9)

21.6.2023. 20:15

Attendance: 3369

Swiss Life Hall

Referees: Marko Sekulic (SRB) / Vladimir Jovandic (SRB)

### Kuwait

#	Surname and name	S	Goals / shots								Attack				Def.			Penalties				TP		
			Tot.	%	9m	6m	Wing	7m	FB	Brk.	LD	As.	PC	E7	E2	TF	St.	C7	Blk	YC	2m		R	B
1	ALJUWAIEED Ahmad	S										1												44:34
4	ALMASHARI Fawaz	S	1/1	100				1/1							2	1								43:08
8	HASHEM Said	S	1/4	25	1/3								1	1		2								25:56
10	HASSAN Abdulhadi																							4:44
13	HUSSAIN Hassan		2/5	40	1/4				1/1						1		1							30:01
17	ALHADDAD Mahdi	S	3/5	60	2/4				1/1						3		2							43:23
18	YAQOUB Yaqoub		1/2	50		0/1				1/1							1	1		1				10:24
20	ABDULLAH Abdulrahman																							12:38
21	ABDULLAH Faraj																							13:53
22	BULAND Ali																							1:32
23	ALDAWANI Saif		5/10	50	4/9				1/1		1	1		1	4									33:49
30	MAARAFI Abdullah		1/1	100				1/1							1									18:56
72	ALSHAMMARI Abdulrahman	S	0/2	0		0/2							1							1				35:15
77	ALSALEM Faraj	S									1										1			41:59
79	JAAFAR Ali	S	6/13	46	3/9			1/1	2/3					2										38:57
88	NAJEM Yousef																1				1			20:51
	Team / bench														1						1			
	UKUPNO		20/43	47	11/29	0/3	1/1	1/1	1/1	5/7	1/1	3	2	1	2	14	3	5	1	2	3	0	0	

#	Surname and name	Saves / shots								
		Tot.	%	9m	6m	Wing	7m	FB	Brk.	LD
1	ALJUWAIEED Ahmad	8/31	26	6/10	0/5	0/5	0/3	0/1	2/7	
21	ABDULLAH Faraj	0/6	0		0/1	0/1	0/1	0/1	0/2	
	TOTAL	8/37	22	6/10	0/6	0/6	0/4	0/2	2/9	0/0

Coach: Magdi Aboelmagd

Number of attacks: 53, Efficiency: 38%, Average Duration: 29.60 seconds

### Attack by type of defense

	Shots	9m	6m	Wing	TF	E7	E2
On def. 6-0	17/40	11/29	0/3	1/1	14	1	2
Fastbreak	1/1				0	0	0

### Defense by type

	Total	9m	6m	Wing	Stl.	C7	2m
Def. 6-0	23/38	4/14	6/7	6/7	3	5	3
Fastbreak	2/2				0	0	0

### Attack with superiority / minority / goalkeeper out

	Attack				Reaction		
	Att.	Eff.	Shots	TF	FB	LD	Tot.
7 on 6 (GK out)	2	0%	0/1	1	0/0	0/0	0/0
6 on 6 (GK out)	4	50%	2/4	0	0/0	0/1	0/1
6 on 6	42	38%	16/30	12			
6 on 5 (GK out)	1	0%	0/0	1	0/0	0/0	0/0
6 on 5	4	50%	2/4	0			

Player superiority / GK out counted at the end of attack (in case it changes during attack)

### Defense with superiority / minority / goalkeeper out

	Attack				Reaction		
	Att.	Eff.	Shots	TF	FB	LD	Tot.
7 on 5 (GK out)	1	100%	1/1	0	0/0	0/0	0/0
6 on 6 (GK out)	5	0%	0/3	2	0/0	1/1	1/1
6 on 5 (GK out)	1	0%	0/0	1	0/0	0/0	0/0
6 on 6	45	58%	26/37	8			
6 on 5	3	67%	2/3	0			

Numbers show attacking numbers of opponent. Lower efficiency of opponent means better defense of this team

# Jersey number Tot. Total shooting 6m 6m (line) shooting 9m 9m shooting Wng Wing shooting FB Fastbreak sh. 7m 7m penalty sh.  
 Brk. Breakthrough sh. LD Long distance sh. As. Assists PC Pass clear chance E7 Earned 7m pen. TF Technical faults St. Steals  
 2m 2m punishments C7. Committed 7m E2 Earned 2m pun. YC. Yellow cards R/B Red/Blue cards Blk. Blocks S Starting Line-up



# 24th IHF Men's Junior (U21) World Championship

Germany / Greece

Group C, 2. round



## Match Team Statistics

Match No. 20

## Brazil 29 - 20 Kuwait

(12 - 11) (17 - 9)

21.6.2023. 20:15

Attendance: 3369

Swiss Life Hall

Referees: Marko Sekulic (SRB) / Vladimir Jovandic (SRB)

### Shot distribution by player

4 F. Almashari

		1/1

8 S. Hashem

		0/1
	1/1	0/1

1 block

10 A. Hassan


13 H. Hussain

		1/2
1/1	0/1	

1 block

17 M. Alhaddad

		1/1
	0/1	1/1
		1/1

1 post

18 Y. Yaqoub

0/1		
	1/1	

20 A. Abdullah


22 A. Buland


23 S. Aldawani

2/4		2/2
	0/1	
1/1		

1 post 1 miss.

30 A. Maarafi

		1/1

72 A. Alshammari

	0/1	

1 post

77 F. Alsalem


79 A. Jaafar

		0/1
1/1		1/1
3/3	0/1	1/1

2 post 1 miss. 2 block

88 Y. Najem


### TOTAL

2/5		5/8
1/1	1/3	2/2
5/5	1/4	3/4

5 post 2 miss. 4 block

### Saves distribution goalkeepers

1 A. Aljuwaieed

1/4		0/3
2/3	4/4	0/2
0/4	1/2	0/9

21 F. Abdullah

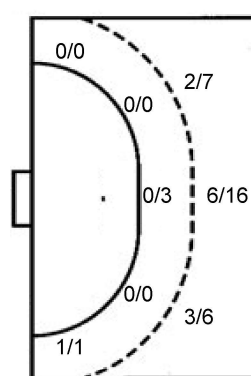
0/1		0/2
0/1		0/2

### TOTAL

1/5		0/5
2/3	4/4	0/2
0/5	1/2	0/11

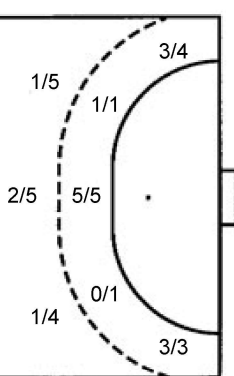
### Shots by position

#### ATTACK



7m penalties 1/1  
Fastbreak 1/1  
Breakthrough 5/7  
Long dist. 1/1

#### DEFENSE



7m penalties 4/5  
Fastbreak 2/2  
Breakthrough 7/10  
Long dist. 0/1

### Shooting statistics

Position	Goals	Sav.	Miss.	Post	Blk.	Total	%
Back (9m)	11	9	2	4	3	29	38
Line (6m)	0	2	0	1	0	3	0
Wing	1	0	0	0	0	1	100
7m penalties	1	0	0	0	0	1	100
Fastbreak	1	0	0	0	0	1	100
Breakthrough	5	1	0	0	1	7	71
<b>Total</b>	<b>19</b>	<b>12</b>	<b>2</b>	<b>5</b>	<b>4</b>	<b>42</b>	<b>45</b>

# Jersey number Tot. Total shooting 6m 6m (line) shooting 9m 9m shooting Wng Wing shooting FB Fastbreak sh. 7m 7m penalty sh.  
Brk. Breakthrough sh. LD Long distance sh. As. Assists PC Pass clear chance E7 Earned 7m pen. TF Technical faults St. Steals  
2m 2m punishments C7. Committed 7m E2 Earned 2m pun. YC. Yellow cards R/B Red/Blue cards Blk. Blocks S Starting Line-up

Handball statistics and livescore by Toma-soft ltd (www.toma-soft.hr)

