



24th IHF Men's Junior (U21) World Championship

Germany / Greece

Group C, 2. round



Match Team Statistics

Match No. 17

Costa Rica 21 - 52 Portugal

(12 - 26) (9 - 26)

21.6.2023. 13:15

Attendance: 633

Swiss Life Hall

Referees: Cristina Lovin (ROU) / Simona Stancu (ROU)

Costa Rica

#	Surname and name	S	Goals / shots								Attack					Def.			Penalties				TP						
			Tot.	%	9m	6m	Wing	7m	FB	Brk.	LD	As.	PC	E7	E2	TF	St.	C7	Blk	YC	2m	R		B					
1	CAMPOS RUIZ Jared Joahn	S																										35:46	
2	LARA MARTÍNEZ Alí Sebastian		0/1	0			0/1																					9:25	
3	ACUNA CERVANTES Sebastián																											14:50	
4	SUÁREZ MATARRITA Erick Kendall		3/4	75		2/2						1/2			3	2	2											29:41	
5	MONTERO ARCE Elimelec																											11:05	
6	VARGAS ALFARO Saúl Alberto	S	2/7	29	0/5							1/1	1/1	1					2	5								37:28	
8	SABORIO CALVO Óscar Gabriel	S	1/2	50			1/2							1														26:45	
9	SUÁREZ MATARRITA Erick Andrey	S	5/11	45	1/5	1/1		3/5						2	2						4	1						34:53	
10	GARCÍA SALGUERAS Kendall Stward		1/1	100		1/1								1								1						15:36	
11	CUBERO GÓMEZ Drivan Fabián		1/2	50		0/1		1/1						1	1						2		1					33:11	
14	SOLIS LEAL José Fernando		2/4	50		2/3						0/1																7:42	
15	MONTOYA MONTIEL Joseph	S	3/6	50	1/1		2/5									1						1						50:06	
16	GÓMEZ VIALES Víctor Manuel																											24:14	
17	TRUJILLO VELÁSQUEZ Alex	S	1/3	33	1/3									2	2	2	1				6							44:54	
19	CANTARERO MARTÍNEZ Jerson Yafeth	S	2/4	50		2/4										1	2	3		1								44:24	
Team / bench																						1							
UKUPNO			21/45	47	3/14	8/12	3/8	4/6	0/0	2/4	1/1			11	7	6	5	29	2	1	0	0	0	0	0	0	0	0	

#	Surname and name	Saves / shots								
		Tot.	%	9m	6m	Wing	7m	FB	Brk.	LD
1	CAMPOS RUIZ Jared Joahn	6/40	15	3/4	2/8	0/6	0/1	0/11	1/10	
16	GÓMEZ VIALES Víctor Manuel	4/22	18	0/1	1/4	2/6		0/7	1/4	
TOTAL		10/62	16	3/5	3/12	2/12	0/1	0/18	2/14	0/0

Coach: Hanner Fabricio Parra Martinez

Number of attacks: 72, Efficiency: 29%, Average Duration: 29.63 seconds

Attack by type of defense

	Shots	9m	6m	Wing	TF	E7	E2
On def. 6-0	12/25	2/8	5/6	3/7	23	4	2
On def. 5-1	4/13	1/6	3/6	0/1	6	2	3
Fastbreak	0/0				0	0	0

Defense by type

	Total	9m	6m	Wing	Stl.	C7	2m
Def. 6-0	33/48	2/6	9/13	10/14	2	1	0
Fastbreak	18/19				0	0	0

Attack with superiority / minority / goalkeeper out

	Attack				Reaction		
	Att.	Eff.	Shots	TF	FB	LD	Tot.
6 on 6	58	22%	13/31	27			
6 on 5	14	57%	8/12	2			

Player superiority / GK out counted at the end of attack (in case it changes during attack)

Defense with superiority / minority / goalkeeper out

	Attack				Reaction		
	Att.	Eff.	Shots	TF	FB	LD	Tot.
7 on 6 (GK out)	2	100%	2/2	0	0/0	0/0	0/0
6 on 6 (GK out)	6	50%	3/4	2	0/0	0/0	0/0
6 on 6	62	73%	45/57	5			
5 on 6	3	67%	2/2	1			

Numbers show attacking numbers of opponent. Lower efficiency of opponent means better defense of this team

Jersey number Tot. Total shooting 6m 6m (line) shooting 9m 9m shooting Wng Wing shooting FB Fastbreak sh. 7m 7m penalty sh.
 Brk. Breakthrough sh. LD Long distance sh. As. Assists PC Pass clear chance E7 Earned 7m pen. TF Technical faults St. Steals
 2m 2m punishments C7. Committed 7m E2 Earned 2m pun. YC. Yellow cards R/B Red/Blue cards Blk. Blocks S Starting Line-up

Handball statistics and livescore by Toma-soft Ltd (www.toma-soft.hr)



24th IHF Men's Junior (U21) World Championship

Germany / Greece

Group C, 2. round



Match Team Statistics

Match No. 17

Costa Rica 21 - 52 Portugal

(12 - 26) (9 - 26)

21.6.2023. 13:15

Attendance: 633

Swiss Life Hall

Referees: Cristina Lovin (ROU) / Simona Stancu (ROU)

Shot distribution by player

2 A. Lara Martínez

1 miss.

3 S. Acuna Cervantes

4 E. Suárez Matarrita

		1/1
	1/1	1/2

5 E. Montero Arce

6 S. Vargas Alfaro

1/1		
	1/1	0/1

2 miss. 2 block

8 Ó. Saborío Calvo

1/1		
0/1		

9 E. Suárez Matarrita

	1/1	
0/1		1/2
2/2		

3 miss. 1 block 1/1 lob

10 K. García Salgueras

		1/1

11 D. Cubero Gómez

	0/1	
1/1		

14 J. Solís Leal

1/1		
0/1		
1/1		

1 post

15 J. Montoya Montiel

1/1		
	0/1	0/1
	1/1	1/1

1 miss.

17 A. Trujillo Velásquez

		1/2

1 miss.

19 J. Cantarero Martínez

0/1		
1/1		1/2

TOTAL

4/5	1/2	1/1
2/5	1/2	2/6
3/3	2/2	4/6

1 post 8 miss. 3 block 1/1 lob

Saves distribution goalkeepers

1 J. Campos Ruíz

2/5	1/3	0/5
0/1		3/7
0/12	0/1	0/4

16 V. Gómez Viales

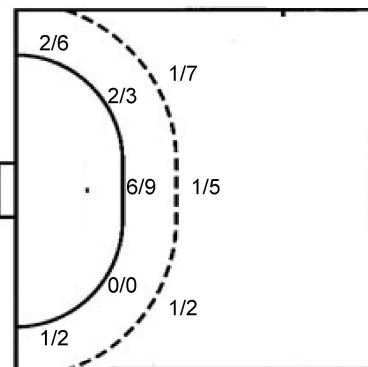
1/2	0/1	1/8
0/1		1/2
1/2	0/1	0/5

TOTAL

3/7	1/4	1/13
0/2		4/9
1/14	0/2	0/9

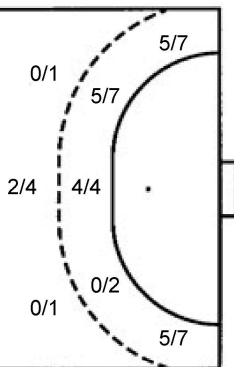
Shots by position

ATTACK



7m penalties 4/6
Fastbreak 0/0
Breakthrough 2/4
Long dist. 1/1

DEFENSE



7m penalties 1/1
Fastbreak 18/19
Breakthrough 12/15
Long dist. 0/0

Shooting statistics

Position	Goals	Sav.	Miss.	Post	Blk.	Total	%
Back (9m)	3	2	6	0	3	14	21
Line (6m)	8	3	0	1	0	12	67
Wing	3	3	2	0	0	8	38
7m penalties	4	2	0	0	0	6	67
Fastbreak	0	0	0	0	0	0	0
Breakthrough	2	2	0	0	0	4	50
Total	20	12	8	1	3	44	45

Jersey number Tot. Total shooting 6m 6m (line) shooting 9m 9m shooting Wng Wing shooting FB Fastbreak sh. 7m 7m penalty sh.
Brk. Breakthrough sh. LD Long distance sh. As. Assists PC Pass clear chance E7 Earned 7m pen. TF Technical faults St. Steals
2m 2m punishments C7. Committed 7m E2 Earned 2m pun. YC. Yellow cards R/B Red/Blue cards Blk. Blocks S Starting Line-up

Handball statistics and livescore by Toma-soft ltd (www.toma-soft.hr)



24th IHF Men's Junior (U21) World Championship

Germany / Greece

Group C, 2. round



Match Team Statistics

Match No. 17

Costa Rica 21 - 52 Portugal

(12 - 26) (9 - 26)

21.6.2023. 13:15

Attendance: 633

Swiss Life Hall

Referees: Cristina Lovin (ROU) / Simona Stancu (ROU)

Portugal

Players		Goals / shots									Attack				Def.			Penalties				TP				
#	Surname and name	S	Tot.	%	9m	6m	Wing	7m	FB	Brk.	LD	As.	PC	E7	E2	TF	St.	C7	Blk	YC	2m	R	B			
3	SOUSA André		8/10	80	1/2	1/1			4/4	2/3			3	1	1										26:20	
6	VIANA Gabriel	S	5/5	100			3/3		2/2									1		1					19:57	
8	OLIVEIRA Miguel	S	1/1	100					1/1				9	2			1	1	2	1					41:11	
11	QUEIROS Nuno	S	2/2	100		2/2												1				1			15:24	
13	CAMPOS Rodrigo	S	1/2	50	0/1					1/1		2	1												15:38	
14	PEGAS Bernardo		6/9	67			3/4		1/1	2/4		4	1			1	3	1						1	48:54	
16	MARQUES Diogo											1				1									16:40	
17	OLIVEIRA Pedro		9/12	75			2/4		7/8			4				1	3								30:00	
18	COSTA Vasco		4/5	80	0/1		1/1			3/3		1	1			3			1						24:51	
21	TAVARES Guilherme		2/2	100	1/1					1/1															5:12	
23	GOMES Joao	S	5/8	63	0/1	2/3	0/1		1/1	2/2		2	2			1									34:51	
24	RIBEIRO Lucas		1/3	33		1/3										1									16:21	
33	MELO Nilton	S	2/3	67	0/1	1/1				1/1							1						1		26:11	
73	TEIXEIRA Tiago		4/4	100			2/2		2/2								1								36:18	
86	BRANDAO Ricardo		2/2	100		2/2												2						2	23:13	
90	FERREIRA Tiago	S										2													38:59	
	Team / bench																									
	UKUPNO		52/68	76	2/6	9/13	10/14	1/1	18/19	12/15	0/0	28	8	1	0	8	9	6	3	2	5	0	0			

Goalkeepers		Saves / shots								
#	Surname and name	Tot.	%	9m	6m	Wing	7m	FB	Brk.	LD
16	MARQUES Diogo	3/9	33	1/2	2/4		0/1		0/2	
90	FERREIRA Tiago	9/23	39	1/3	1/7	3/6	2/5		2/2	
	TOTAL	12/32	38	2/5	3/11	3/6	2/6	0/0	2/4	0/0

Coach: Carlos Martingo

Number of attacks: 73, Efficiency: 71%, Average Duration: 20.71 seconds

Attack by type of defense

	Shots	9m	6m	Wing	TF	E7	E2
On def. 6-0	33/48	2/6	9/13	10/14	8	1	0
Fastbreak	18/19				0	0	0

Defense by type

	Total	9m	6m	Wing	Stl.	C7	2m
Def. 6-0	12/25	2/8	5/6	3/7	6	4	2
Def. 5-1	4/13	1/6	3/6	0/1	3	2	3
Fastbreak	0/0				0	0	0

Attack with superiority / minority / goalkeeper out

	Attack				Reaction		
	Att.	Eff.	Shots	TF	FB	LD	Tot.
7 on 6 (GK out)	2	100%	2/2	0	0/0	0/0	0/0
6 on 6 (GK out)	6	50%	3/4	2	0/0	0/0	0/0
6 on 6	62	73%	45/57	5			
5 on 6	3	67%	2/2	1			

Player superiority / GK out counted at the end of attack (in case it changes during attack)

Defense with superiority / minority / goalkeeper out

	Attack				Reaction		
	Att.	Eff.	Shots	TF	FB	LD	Tot.
6 on 6	58	22%	13/31	27			
6 on 5	14	57%	8/12	2			

Numbers show attacking numbers of opponent. Lower efficiency of opponent means better defense of this team

Jersey number Tot. Total shooting 6m 6m (line) shooting 9m 9m shooting Wng Wing shooting FB Fastbreak sh. 7m 7m penalty sh.
 Brk. Breakthrough sh. LD Long distance sh. As. Assists PC Pass clear chance E7 Earned 7m pen. TF Technical faults St. Steals
 2m 2m punishments C7. Committed 7m E2 Earned 2m pun. YC. Yellow cards R/B Red/Blue cards Blk. Blocks S Starting Line-up



24th IHF Men's Junior (U21) World Championship

Germany / Greece

Group C, 2. round



Match Team Statistics

Match No. 17

Costa Rica 21 - 52 Portugal

(12 - 26) (9 - 26)

21.6.2023. 13:15

Attendance: 633

Swiss Life Hall

Referees: Cristina Lovin (ROU) / Simona Stancu (ROU)

Shot distribution by player

3 A. Sousa	6 G. Viana	8 M. Oliveira	11 N. Queiros	13 R. Campos	14 B. Pegas	17 P. Oliveira
0/1	1/1		1/1		1/1	1/2
		1/1			2/3	5/5
				0/1	2/2	0/1
3/3	4/4			1/1	1/1	2/2
2/2			1/1 lob		2 post	1 post
3/3						

18 V. Costa	21 G. Tavares	23 J. Gomes	24 L. Ribeiro	33 N. Melo	73 T. Teixeira	86 R. Brandao
	1/1	1/1	0/1	0/1	1/1	
		3/3				1/1
	1/1		0/1	1/1		
2/2						
1/2		1 post 2 miss.	1/1	1/1	1/1 lob	
1/1						1/1

TOTAL

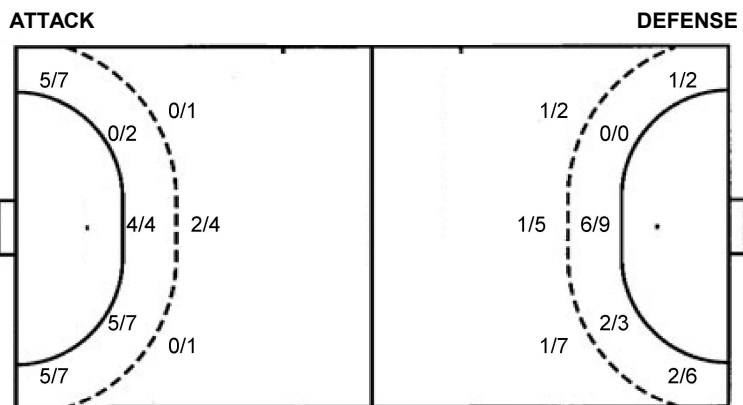
4/7	3/4	12/13
2/2		5/9
13/14	2/2	9/9

4 post 2 miss. 2/2 lob

Saves distribution goalkeepers

16 D. Marques	90 T. Ferreira	TOTAL
1/3	0/2	1/5
0/1	0/1	1/2
	3/4	0/1
	1/1	4/6
0/1	0/2	3/5
0/1	0/1	1/1
1/1	1/5	4/6
		0/3
		0/2
		2/6

Shots by position



7m penalties 1/1
Fastbreak 18/19
Breakthrough 12/15
Long dist. 0/0

7m penalties 4/6
Fastbreak 0/0
Breakthrough 2/4
Long dist. 1/1

Shooting statistics

Position	Goals	Sav.	Miss.	Post	Blk.	Total	%
Back (9m)	2	3	0	1	0	6	33
Line (6m)	9	3	1	0	0	13	69
Wing	10	2	1	1	0	14	71
7m penalties	1	0	0	0	0	1	100
Fastbreak	18	0	0	1	0	19	95
Breakthrough	12	2	0	1	0	15	80
Total	52	10	2	4	0	68	76

Jersey number Tot. Total shooting 6m 6m (line) shooting 9m 9m shooting Wng Wing shooting FB Fastbreak sh. 7m 7m penalty sh.
Brk. Breakthrough sh. LD Long distance sh. As. Assists PC Pass clear chance E7 Earned 7m pen. TF Technical faults St. Steals
2m 2m punishments C7. Committed 7m E2 Earned 2m pun. YC. Yellow cards R/B Red/Blue cards Blk. Blocks S Starting Line-up

Handball statistics and livescore by Toma-soft ltd (www.toma-soft.hr)



24th IHF Men's Junior (U21) World Championship

Germany / Greece

Group C, 2. round



Match Team Statistics

Match No. 17

Costa Rica 21 - 52 Portugal

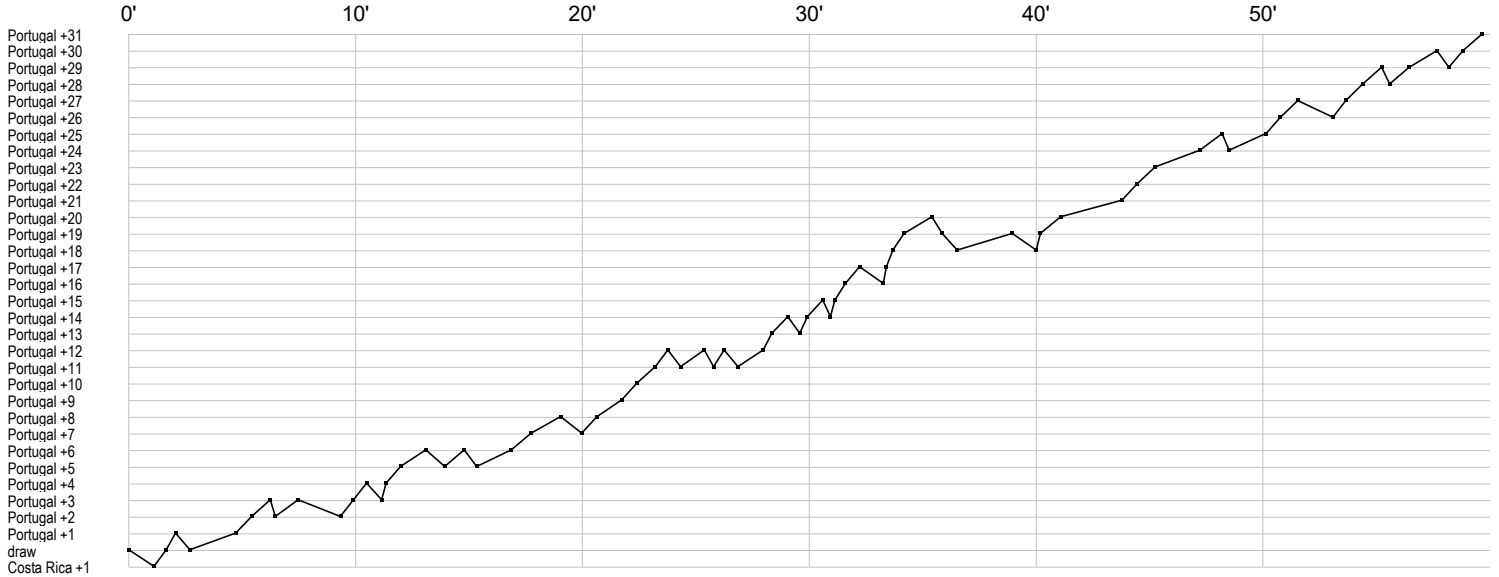
(12 - 26) (9 - 26)

21.6.2023. 13:15

Attendance: 633

Swiss Life Hall

Referees: Cristina Lovin (ROU) / Simona Stancu (ROU)



Costa Rica

1 Campos Ruiz	rr	r sr	r r s	rr	rr r	r	s rr	r	r r r	rr	r r s	rr	rr r	rr r	r	r
2 Lara Martinez																f
3 Acuna																
4 Suárez			g	e	t			t	a	g	p		a	e	f	
5 Montero Arce			t													t
6 Vargas Alfaro		t	t		fi	a	f	fi	t			g				t f g f
8 Saborio Calvo									a			g		f	t	
9 Suárez	t	g	a	f	g		g		g	f		t	t	f	g	f b f t
10 García		t							a	g						
11 Cubero					c				g	t						f a p
14 Solís Leal J		f														g g f
15 Montoya	g	g	e					f	f	g						t f
16 Gómez Viales											s	r	r r	s	r r r	r r r r r r r r r r
17 Trujillo	f	e						f	t		e i	a	t	g	p	t p t a t t
19 Cantarero	t		t	f	g			i	e	g				b		t f i

Portugal

3 Sousa A	a	gp		g	g	e	g	a	a	g	f	f	g		g	g
6 Viana G			cy		g		g			g						g
8 Oliveira M	y		a		a	a	x	c							p	b a a a a g a xa
11 Queiros N								g	g	2c						
13 Campos R										a	p	g	f	a		
14 Pegas B	bg	f	c	g	g			a	ba	2		bg			f	pt a f g g a
16 Marques D	r	s														s s r a t r r r
17 Oliveira P										g	b	a	g	g	bf	a g g g f g g a b g g t a
18 Costa V					g						g	g	a	t	t	f g t p x
21 Tavares G											g		g			
23 Gomes J	g	fp		f	p	a	g			g					f	g a t g
24 Ribeiro L			f		f					t		g				
33 Melo N			g	g		2	f					b				
73 Teixeira T							g					g		bg		g
86 Brandao R											c	c2			2	g g
90 Ferreira T	r	sr	r	rs	a	r	r	s	a	r	s		r	rs	r	sr s r r s

In game	g	Goal scored	f	Missed shot	a	Assist	t	Technical faults	b	Steal
2 2min suspension	e	Eearned 7m	c	Committed 7m	y	Yellow card	r	Red Card	k	Blue card
i Eearned 2min.	x	Block	4	4min suspension	p	Pass for clear chance	s	Saved shot	r	Received goal