



24th IHF Men's Junior (U21) World Championship

Germany / Greece

Group G, 1. round



Match Team Statistics

Match No. 13

Iceland 17 - 15 Morocco

(7 - 5) (10 - 10)

20.6.2023. 11:00

Attendance: 75

Rentis Sport Hall "Melina

Merkouri"

Referees: Mihail Pirvu (ROU) / Radu Potirniche (ROU)

Iceland

#	Surname and name	S	Goals / shots								Attack				Def.			Penalties				TP			
			Tot.	%	9m	6m	Wing	7m	FB	Brk.	LD	As.	PC	E7	E2	TF	St.	C7	Blk	YC	2m		R	B	
1	SIGURJÓNSSON Brynjar Vignir																								8:12
2	ÁSTTHÓRSSON Guðmundur Bragi	S	1/3	33	0/1				1/2						1	1	1	1	1						29:25
3	ADALSTEINSSON Einar Bragi	S																				3		1	42:10
4	RUNARSSON Andri Mar	S	2/8	25	1/7	1/1								4		1		2				1			37:03
5	GUNNARSSON Thorsteinn Leó		4/10	40	3/9														1						33:47
8	THÓRISSON Tryggvi		2/4	50		2/4										1		1	1			1			38:30
9	GÚSTAFSSON Ísak																						1		10:58
10	ÓSKARSSON Benedikt Gunnar		2/4	50	1/1				1/3						2		1								20:31
11	FINNSSON Andri																								20:03
16	THORSTENSEN Adam	S												1				1							42:47
17	JÓNASSON Kristófer Máni	S	2/2	100			2/2									1	1	1	1				1		38:49
18	GUDJÓNSSON Símon Michael	S	3/7	43			2/5		1/2									1		1					30:31
19	ANDRASON Jóhannes Berg	S												1				2		1			1		21:03
20	VIDARSSON Arnór		1/1	100					1/1						2		1	2		2	2		1		28:59
31	ÓRVARSSON Róbert Snar																								
32	ARNALDS Stefán Orri													1											17:12
	Team / bench																						1		
	UKUPNO		17/39	44	5/18	3/5	4/7	2/5	2/3	1/1	0/0			8	5	4	4	13	1	5	7	1	4	1	0

#	Surname and name	Saves / shots								
		Tot.	%	9m	6m	Wing	7m	FB	Brk.	LD
1	SIGURJÓNSSON Brynjar Vignir	2/4	50	0/1	1/1	0/1	1/1			
16	THORSTENSEN Adam	6/19	32	2/4	1/2	1/4	0/3	1/1	1/5	
	TOTAL	8/23	35	2/5	2/3	1/5	1/4	1/1	1/5	0/0

Coach: Einar Andri Einarsson

Number of attacks: 49, Efficiency: 35%, Average Duration: 37.65 seconds

Attack by type of defense

	Shots	9m	6m	Wing	TF	E7	E2
On def. 6-0	13/31	5/18	3/5	4/7	13	4	4
Fastbreak	2/3				0	0	0

Defense by type

	Total	9m	6m	Wing	Stl.	C7	2m
Def. 6-0	12/30	3/15	1/5	4/5	1	4	4
Def. 5-1	0/0	0/0	0/0	0/0	0	1	0
Fastbreak	0/1				0	0	0

Attack with superiority / minority / goalkeeper out

	Attack				Reaction		
	Att.	Eff.	Shots	TF	FB	LD	Tot.
7 on 6 (GK out)	2	50%	1/1	1	0/0	0/0	0/0
7 on 5 (GK out)	1	100%	1/1	0	0/0	0/0	0/0
6 on 6 (GK out)	2	0%	0/2	0	0/0	0/0	0/0
6 on 5 (GK out)	3	0%	0/2	1	0/0	0/1	0/1
6 on 6	36	31%	11/25	11			
6 on 5	3	67%	2/3	0			
5 on 6	1	100%	1/1	0			
5 on 5	1	100%	1/1	0			

Player superiority / GK out counted at the end of attack (in case it changes during attack)

Defense with superiority / minority / goalkeeper out

	Attack				Reaction		
	Att.	Eff.	Shots	TF	FB	LD	Tot.
7 on 6 (GK out)	2	0%	0/0	2	0/0	0/0	0/0
6 on 6 (GK out)	2	0%	0/0	2	0/0	0/0	0/0
6 on 6	33	30%	10/21	12			
5 on 6	3	33%	1/3	0			
6 on 5 (GK out)	2	50%	1/1	1	1/1	0/0	1/1
6 on 5	7	43%	3/5	2			
5 on 5	1	0%	0/1	0			

Numbers show attacking numbers of opponent. Lower efficiency of opponent means better defense of this team

Jersey number Tot. Total shooting 6m 6m (line) shooting 9m 9m shooting Wng Wing shooting FB Fastbreak sh. 7m 7m penalty sh.
 Brk. Breakthrough sh. LD Long distance sh. As. Assists PC Pass clear chance E7 Earned 7m pen. TF Technical faults St. Steals
 2m 2m punishments C7. Committed 7m E2 Earned 2m pun. YC. Yellow cards R/B Red/Blue cards Blk. Blocks S Starting Line-up



24th IHF Men's Junior (U21) World Championship

Germany / Greece

Group G, 1. round



Match Team Statistics

Match No. 13

Iceland 17 - 15 Morocco

(7 - 5) (10 - 10)

20.6.2023. 11:00

Attendance: 75

Rentis Sport Hall "Melina

Merkouri"

Referees: Mihail Pirvu (ROU) / Radu Potirniche (ROU)

Shot distribution by player

2 G. Ástthórsson

	0/1	
1/2		

3 E. Adalsteinsson

4 A. Runarsson

		0/1
1/3	1/1	0/1

1 post 1 miss.

5 T. Gunnarsson

2/2		1/1
0/1	0/1	0/1
1/1		

2 post 1 miss.

8 T. Thórisson

	1/1	
	1/2	

1 post

9 Í. Gústafsson

10 B. Óskarsson

1/1		1/1
0/1		

1 post

11 A. Finnsson

17 K. Jónasson

1/1		

1/1 lob

18 S. Guðjónsson

1/1	1/1	
		0/1
0/1		1/1

1 post 1 miss.

19 J. Andrason

20 A. Vidarsson

		1/1

31 R. Örvarsson

32 S. Arnalds

TOTAL

5/5	2/2	2/2
0/1	0/2	0/3
3/8	2/3	2/3

6 post 3 miss. 1/1 lob

Saves distribution goalkeepers

1 B. Sigurjónsson

0/1	1/2	1/1

16 A. Thorstensen

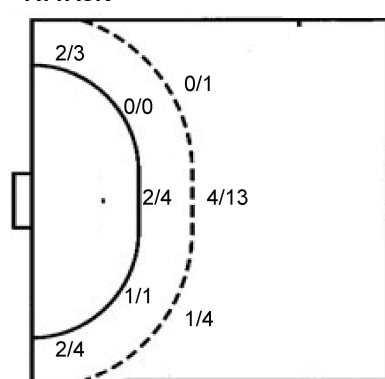
		0/1
	1/1	1/2
1/8	3/5	0/2

TOTAL

		0/1
	1/1	1/2
1/9	4/7	1/3

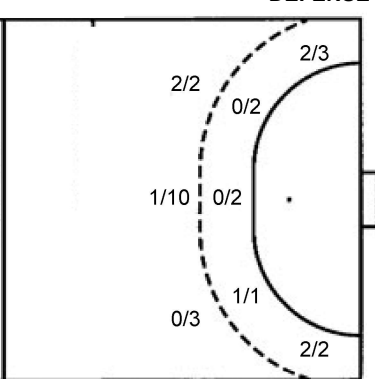
Shots by position

ATTACK



7m penalties 2/5
Fastbreak 2/3
Breakthrough 1/1
Long dist. 0/0

DEFENSE



7m penalties 3/5
Fastbreak 0/1
Breakthrough 4/5
Long dist. 0/1

Shooting statistics

Position	Goals	Sav.	Miss.	Post	Blk.	Total	%
Back (9m)	5	8	2	3	0	18	28
Line (6m)	3	1	0	1	0	5	60
Wing	4	2	0	1	0	7	57
7m penalties	2	2	0	1	0	5	40
Fastbreak	2	0	1	0	0	3	67
Breakthrough	1	0	0	0	0	1	100
Total	17	13	3	6	0	39	44

Jersey number Tot. Total shooting 6m 6m (line) shooting 9m 9m shooting Wng Wing shooting FB Fastbreak sh. 7m 7m penalty sh.
Brk. Breakthrough sh. LD Long distance sh. As. Assists PC Pass clear chance E7 Earned 7m pen. TF Technical faults St. Steals
2m 2m punishments C7. Committed 7m E2 Earned 2m pun. YC. Yellow cards R/B Red/Blue cards Blk. Blocks S Starting Line-up

Handball statistics and livescore by Toma-soft ltd (www.toma-soft.hr)



24th IHF Men's Junior (U21) World Championship

Germany / Greece

Group G, 1. round



Match Team Statistics

Match No. 13

Iceland 17 - 15 Morocco

(7 - 5) (10 - 10)

20.6.2023. 11:00

Attendance: 75

Rentis Sport Hall "Melina
Merkouri"

Referees: Mihail Pirvu (ROU) / Radu Potirniche (ROU)

Morocco

#	Surname and name	S	Goals / shots									Attack					Def.			Penalties				TP						
			Tot.	%	9m	6m	Wing	7m	FB	Brk.	LD	As.	PC	E7	E2	TF	St.	C7	Blk	YC	2m	R	B							
2	MOUSTAKIM Ayoub	S	2/5	40		0/1					0/1	2/3					3				7	2	1							49:42
4	FATHANE Mustapha	S	1/3	33		1/3												1			1		1						47:57	
5	BOUKHAMSIA Marouane	S	3/7	43	2/6							1/1				1	1	1	1	2		1				3			45:51	
7	ABDELMOUGHTE Sarghoune																													
8	KISSAR Mohamed		2/3	67				2/3										1	1	1							1		37:49	
16	KARBAL Elmehdi																													
17	MANSOURI Lbachir	S	2/2	100				2/2													1		1						60:00	
19	RAZGUI Abdellah																													
20	FETTAH Hamza	S	0/4	0	0/4												3				2								43:42	
34	ELADICH Achraf		2/6	33	1/5						1/1					3	1	1		1									46:56	
40	LAMRANI KHALIDI Badr																													
55	OOUAFIK Aymen	S																			1						1		16:01	
71	LABIAD Abdelillah																													
77	OZZOUR Younes		3/6	50		0/1		3/5													1	1	3						13:50	
87	WALID Bouhaj																													
96	EL MOUADDAR Youssef	S	0/1	0								0/1																		58:12
	Team / bench																													
	UKUPNO		15/37	41	3/15	1/5	4/5	3/5	0/1	4/5	0/1					4	8	5	3	19	2	4	0	0	0	5	0	0		

Goalkeepers		Saves / shots								
#	Surname and name	Tot.	%	9m	6m	Wing	7m	FB	Brk.	LD
16	KARBAL Elmehdi									
96	EL MOUADDAR Youssef	13/30	43	8/13	1/4	2/6	2/4	0/2	0/1	
	TOTAL	13/30	43	8/13	1/4	2/6	2/4	1/2	0/1	0/0

Coach: Mohammed Berrajaa

Number of attacks: 50, Efficiency: 30%, Average Duration: 37.35 seconds

Attack by type of defense

	Shots	9m	6m	Wing	TF	E7	E2
On def. 6-0	12/30	3/15	1/5	4/5	17	4	3
On def. 5-1	0/0	0/0	0/0	0/0	2	1	0
Fastbreak	0/1				0	0	0

Defense by type

	Total	9m	6m	Wing	Stl.	C7	2m
Def. 6-0	13/31	5/18	3/5	4/7	2	4	5
Fastbreak	2/3				0	0	0

Attack with superiority / minority / goalkeeper out

	Attack				Reaction		
	Att.	Eff.	Shots	TF	FB	LD	Tot.
7 on 6 (GK out)	2	0%	0/0	2	0/0	0/0	0/0
6 on 6 (GK out)	2	0%	0/0	2	0/0	0/0	0/0
6 on 6	33	30%	10/21	12			
5 on 6	3	33%	1/3	0			
6 on 5 (GK out)	2	50%	1/1	1	1/1	0/0	1/1
6 on 5	7	43%	3/5	2			
5 on 5	1	0%	0/1	0			

Player superiority / GK out counted at the end of attack (in case it changes during attack)

Defense with superiority / minority / goalkeeper out

	Attack				Reaction		
	Att.	Eff.	Shots	TF	FB	LD	Tot.
7 on 6 (GK out)	2	50%	1/1	1	0/0	0/0	0/0
7 on 5 (GK out)	1	100%	1/1	0	0/0	0/0	0/0
6 on 6 (GK out)	2	0%	0/2	0	0/0	0/0	0/0
6 on 5 (GK out)	3	0%	0/2	1	0/0	0/1	0/1
6 on 6	36	31%	11/25	11			
6 on 5	3	67%	2/3	0			
5 on 6	1	100%	1/1	0			
5 on 5	1	100%	1/1	0			

Numbers show attacking numbers of opponent. Lower efficiency of opponent means better defense of this team

Jersey number Tot. Total shooting 6m 6m (line) shooting 9m 9m shooting Wng Wing shooting FB Fastbreak sh. 7m 7m penalty sh.
 Brk. Breakthrough sh. LD Long distance sh. As. Assists PC Pass clear chance E7 Earned 7m pen. TF Technical faults St. Steals
 2m 2m punishments C7. Committed 7m E2 Earned 2m pun. YC. Yellow cards R/B Red/Blue cards Blk. Blocks S Starting Line-up



24th IHF Men's Junior (U21) World Championship

Germany / Greece

Group G, 1. round



Match Team Statistics

Match No. 13

Iceland 17 - 15 Morocco

(7 - 5) (10 - 10)

20.6.2023. 11:00

Attendance: 75

Rentis Sport Hall "Melina
Merkouri"

Referees: Mihail Pirvu (ROU) / Radu Potirniche (ROU)

Shot distribution by player

2 A. Moustakim

1/2	1/2	

1 post

4 M. Fathane

		0/1
		1/1

1 miss.

5 M. Boukhamsa

1/1	1/1	1/1

1 miss. 3 block

7 S. Abdelmoughite

8 M. Kissar

2/2	0/1	

17 L. Mansouri

1/1	1/1	

19 A. Razgui

20 H. Fettah

1 post 1 miss. 2 block

34 A. Eladich

		1/1
		0/1
1/1	0/1	

2 block

40 B. Lamrani Khalidi

55 A. Ouafik

71 A. Labiad

77 Y. Ouzrour

		1/1
2/2	0/1	0/1

1 miss.

87 B. Walid

TOTAL

		1/1
	0/1	1/2
8/9	3/7	2/3

2 post 4 miss. 7 block

Saves distribution goalkeepers

16 E. Karbal

96 Y. El Mouaddar

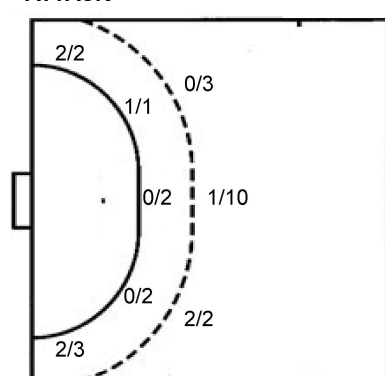
0/5	0/2	0/2
1/1	2/2	3/3
5/8	1/3	1/3

TOTAL

0/5	0/2	0/2
1/1	2/2	3/3
5/8	1/3	1/3

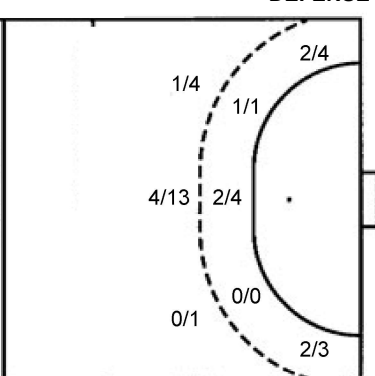
Shots by position

ATTACK



7m penalties	3/5
Fastbreak	0/1
Breakthrough	4/5
Long dist.	0/1

DEFENSE



7m penalties	2/5
Fastbreak	2/3
Breakthrough	1/1
Long dist.	0/0

Shooting statistics

Position	Goals	Sav.	Miss.	Post	Blk.	Total	%
Back (9m)	3	2	2	1	7	15	20
Line (6m)	1	2	1	1	0	5	20
Wing	4	1	0	0	0	5	80
7m penalties	3	1	1	0	0	5	60
Fastbreak	0	1	0	0	0	1	0
Breakthrough	4	1	0	0	0	5	80
Total	15	8	4	2	7	36	42

Jersey number Tot. Total shooting 6m 6m (line) shooting 9m 9m shooting Wng Wing shooting FB Fastbreak sh. 7m 7m penalty sh.
 Brk. Breakthrough sh. LD Long distance sh. As. Assists PC Pass clear chance E7 Earned 7m pen. TF Technical faults St. Steals
 2m 2m punishments C7. Committed 7m E2 Earned 2m pun. YC. Yellow cards R/B Red/Blue cards Blk. Blocks S Starting Line-up

