



24th IHF Men's Junior (U21) World Championship

Germany / Greece

Group E, 1. round



Match Team Statistics

Match No. 12

Denmark 33 - 22 Norway

(16 - 12) (17 - 10)

20.6.2023. 18:00

Attendance:

Ano Liosia Sport Hall

Referees: Andrej Budzak (SVK) / Michal Zahradnik (SVK)

Denmark

#	Surname and name	S	Goals / shots								Attack					Def.			Penalties				TP									
			Tot.	%	9m	6m	Wing	7m	FB	Brk.	LD	As.	PC	E7	E2	TF	St.	C7	Blk	YC	2m	R		B								
1	LOVKVIST Mikkel Moller	S																														50:28
2	ALS Joachim Lyng	S	4/6	67				4/6																							50:33	
3	ARNOLDBSEN Frederik Sommer	S	4/4	100	1/1	3/3									2		1	2		1											28:46	
4	LYKKE Hjalte	S	6/7	86	1/2	1/1								4/4	2	1		3	1												18:09	
5	KLOVE Victor		1/1	100						1/1									1	1											23:15	
8	GARSDAL Lucas Lenler		3/4	75	1/1									2/3	2		2														18:13	
9	DREYER Christoffer Sundsgaard		1/1	100										1/1	2		1	1													26:43	
10	KNUDSEN Mads Svane	S	3/3	100	1/1			1/1						1/1	3	1			2												23:12	
12	DORGELO Mathias René Rex																														4:01	
19	MUNK Marinus Grandahl		1/2	50	1/2															1											14:27	
22	NORLYK Magnus Amnitzboll		2/2	100		1/1								1/1	1					1											6:35	
23	MORCH-RASMUSSEN Julius		1/2	50		0/1								1/1																	38:01	
26	TERMANSEN Christian														1	1															17:07	
29	NEVERS Viktor Birch	S	3/5	60			2/4							1/1	1					1											57:27	
42	ARNOLDBSEN Thomas Sommer	S	4/6	67	1/2					3/4					3	2		1	4												43:03	
	Team / bench																															
	UKUPNO		33/43	77	6/9	5/6	7/11	3/4	3/3	9/10	0/0	14	5	4	5	11	1	4	2	0	4	0	0	0								

#	Surname and name	Saves / shots									
		Tot.	%	9m	6m	Wing	7m	FB	Brk.	LD	
1	LOVKVIST Mikkel Moller	13/31	42	6/13	3/7	3/6	0/2	1/1	0/1	0/1	
12	DORGELO Mathias René Rex	3/7	43	3/4	0/1		0/2				
	TOTAL	16/38	42	9/17	3/8	3/6	0/4	1/1	0/1	0/1	

Coach: Arnór Atlason

Number of attacks: 52, Efficiency: 63%, Average Duration: 36.04 seconds

Attack by type of defense

	Shots	9m	6m	Wing	TF	E7	E2
On def. 6-0	17/23	4/6	1/2	5/8	5	4	3
On def. 3-2-1	10/13	2/3	4/4	2/3	6	0	2
Fastbreak	3/3				0	0	0

Defense by type

	Total	9m	6m	Wing	Stl.	C7	2m
Def. 6-0	17/36	8/20	5/8	3/6	1	4	4
Fastbreak	0/1				0	0	0

Attack with superiority / minority / goalkeeper out

	Attack				Reaction		
	Att.	Eff.	Shots	TF	FB	LD	Tot.
7 on 6 (GK out)	4	100%	4/4	0	0/0	0/0	0/0
7 on 5 (GK out)	2	100%	2/2	0	0/0	0/0	0/0
6 on 6 (GK out)	6	67%	4/5	1	0/0	0/0	0/0
6 on 6	32	59%	19/25	7			
6 on 5	5	60%	3/3	2			
5 on 6	2	0%	0/1	1			
5 on 4	1	100%	1/1	0			

Player superiority / GK out counted at the end of attack (in case it changes during attack)

Defense with superiority / minority / goalkeeper out

	Attack				Reaction		
	Att.	Eff.	Shots	TF	FB	LD	Tot.
7 on 6 (GK out)	3	0%	0/2	1	0/0	0/0	0/0
6 on 6 (GK out)	1	0%	0/0	1	0/0	0/0	0/0
6 on 6	32	50%	16/26	6			
5 on 6	4	50%	2/3	1			
6 on 5	6	67%	4/6	0			
5 on 5	1	0%	0/1	0			

Numbers show attacking numbers of opponent. Lower efficiency of opponent means better defense of this team

Jersey number Tot. Total shooting 6m 6m (line) shooting 9m 9m shooting Wng Wing shooting FB Fastbreak sh. 7m 7m penalty sh.
 Brk. Breakthrough sh. LD Long distance sh. As. Assists PC Pass clear chance E7 Earned 7m pen. TF Technical faults St. Steals
 2m 2m punishments C7. Committed 7m E2 Earned 2m pun. YC. Yellow cards R/B Red/Blue cards Blk. Blocks S Starting Line-up



24th IHF Men's Junior (U21) World Championship

Germany / Greece

Group E, 1. round



Match Team Statistics

Match No. 12

Denmark 33 - 22 Norway

(16 - 12) (17 - 10)

20.6.2023. 18:00

Attendance:

Ano Liosia Sport Hall

Referees: Andrej Budzak (SVK) / Michal Zahradnik (SVK)

Shot distribution by player

2 J. Als

1/2		
2/3		1/1

3 F. Arnoldsen

		2/2
1/1		1/1

4 H. Lykke

	0/1	
1/1	2/2	3/3

5 V. Klove

		1/1

8 L. Garsdal

		2/2
		1/1

9 C. Dreyer

1/1		

10 M. Knudsen

		1/1
		1/1

19 M. Munk

1/1		

1 post

22 M. Norlyk

	1/1	
		1/1

23 J.

	1/2	

Morch-Rasmussen

26 C. Ternansen

29 V. Nevers

2/2	0/1	1/2

42 T. Arnoldsen

1/1		
	0/2	
1/1		2/2

TOTAL

2/2		5/5
2/3	1/4	
7/8	3/5	12/13

2 post 1/1 lob

Saves distribution goalkeepers

1 M. Lovkvist

0/1	1/1	0/3
2/3	4/5	0/2
1/4	2/4	2/7

12 M. Dorgelo

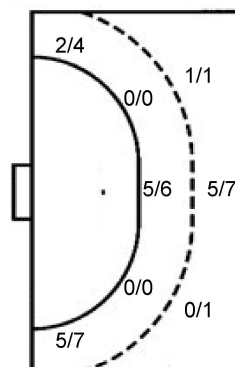
		1/2
1/1	0/1	
1/2	0/1	

TOTAL

0/1	1/1	1/5
3/4	4/6	0/2
2/6	2/5	2/7

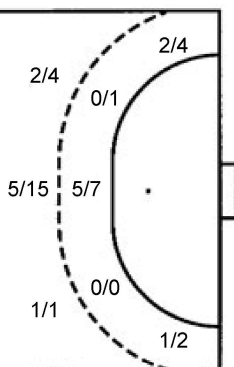
Shots by position

ATTACK



7m penalties 3/4
Fastbreak 3/3
Breakthrough 9/10
Long dist. 0/0

DEFENSE



7m penalties 4/4
Fastbreak 0/1
Breakthrough 1/2
Long dist. 1/1

Shooting statistics

Position	Goals	Sav.	Miss.	Post	Blk.	Total	%
Back (9m)	6	2	0	1	0	9	67
Line (6m)	5	1	0	0	0	6	83
Wing	7	4	0	0	0	11	64
7m penalties	3	1	0	0	0	4	75
Fastbreak	3	0	0	0	0	3	100
Breakthrough	9	0	0	1	0	10	90
Total	33	8	0	2	0	43	77

Jersey number Tot. Total shooting 6m 6m (line) shooting 9m 9m shooting Wng Wing shooting FB Fastbreak sh. 7m 7m penalty sh.
Brk. Breakthrough sh. LD Long distance sh. As. Assists PC Pass clear chance E7 Earned 7m pen. TF Technical faults St. Steals
2m 2m punishments C7. Committed 7m E2 Earned 2m pun. YC. Yellow cards R/B Red/Blue cards Blk. Blocks S Starting Line-up

Handball statistics and livescore by Toma-soft ltd (www.toma-soft.hr)



24th IHF Men's Junior (U21) World Championship

Germany / Greece

Group E, 1. round



Match Team Statistics

Match No. 12

Denmark 33 - 22 Norway

(16 - 12) (17 - 10)

20.6.2023. 18:00

Attendance:

Ano Liosia Sport Hall

Referees: Andrej Budzak (SVK) / Michal Zahradnik (SVK)

Norway

Players		Goals / shots									Attack					Def.			Penalties				TP		
#	Surname and name	S	Tot.	%	9m	6m	Wing	7m	FB	Brk.	LD	As.	PC	E7	E2	TF	St.	C7	Blk	YC	2m	R	B		
1	TRYGGESTAD Sivert Jonson	S																							43:15
3	JOHNSEN Erlend		0/1	0			0/1																		12:58
5	GRAM Preben		1/1	100			1/1									1	1								13:56
10	HOINESS Aleksander	S	3/6	50	0/3			3/3				3		1		1						1			36:29
12	IBSEN Henrik																								14:45
13	OTTESEN Sverre	S	3/3	100	3/3											4									39:37
14	LARSEN Lars Eirik		3/3	100		3/3																			30:46
18	BERG Benjamin	S	3/6	50	3/6							1	2	1	2	1		1							34:49
21	LORNSTAD Kristian Turmo	S	2/5	40	0/1	2/4											2	1				2			28:59
24	KNUTSEN Tord Lea		3/6	50	1/3	0/1				1/1	1/1	1	1	1	1			1				1			38:37
25	STANKIEWICZ Ebbe	S	1/1	100			1/1							1	1										36:42
29	STENERSEN Thomas		1/3	33	1/3							2													22:30
30	SOLHEIM Sondre Mikal		0/1	0	0/1																				14:52
32	HAUGLI Even	S	2/5	40			1/3	1/1	0/1								1	1				2			43:44
33	HÖGDAHL Lars Linus		0/1	0						0/1							1								8:01
34	GRAN Hans																								
	Team / bench																1					1			
	UKUPNO		22/42	52	8/20	5/8	3/6	4/4	0/1	1/2	1/1	7	3	4	4	9	4	4	0	1	6	0	0		

Goalkeepers		Saves / shots								
#	Surname and name	Tot.	%	9m	6m	Wing	7m	FB	Brk.	LD
1	TRYGGESTAD Sivert Jonson	7/29	24	2/6	1/2	3/9	1/4		0/8	
12	IBSEN Henrik	1/12	8	0/2	0/4	1/2		0/3	0/1	
34	GRAN Hans									
	TOTAL	8/41	20	2/8	1/6	4/11	1/4	1/3	0/9	0/0

Coach: Zarko Pejovic

Number of attacks: 47, Efficiency: 47%, Average Duration: 36.72 seconds

Attack by type of defense

	Shots	9m	6m	Wing	TF	E7	E2
On def. 6-0	17/36	8/20	5/8	3/6	9	4	4
Fastbreak	0/1				0	0	0

Defense by type

	Total	9m	6m	Wing	Stl.	C7	2m
Def. 6-0	17/23	4/6	1/2	5/8	1	4	3
Def. 3-2-1	10/13	2/3	4/4	2/3	3	0	3
Fastbreak	3/3				0	0	0

Attack with superiority / minority / goalkeeper out

	Attack				Reaction		
	Att.	Eff.	Shots	TF	FB	LD	Tot.
7 on 6 (GK out)	3	0%	0/2	1	0/0	0/0	0/0
6 on 6 (GK out)	1	0%	0/0	1	0/0	0/0	0/0
6 on 6	32	50%	16/26	6			
5 on 6	4	50%	2/3	1			
6 on 5	6	67%	4/6	0			
5 on 5	1	0%	0/1	0			

Player superiority / GK out counted at the end of attack (in case it changes during attack)

Defense with superiority / minority / goalkeeper out

	Attack				Reaction		
	Att.	Eff.	Shots	TF	FB	LD	Tot.
7 on 6 (GK out)	4	100%	4/4	0	0/0	0/0	0/0
7 on 5 (GK out)	2	100%	2/2	0	0/0	0/0	0/0
6 on 6 (GK out)	6	67%	4/5	1	0/0	0/0	0/0
6 on 6	32	59%	19/25	7			
6 on 5	5	60%	3/3	2			
5 on 6	2	0%	0/1	1			
5 on 4	1	100%	1/1	0			

Numbers show attacking numbers of opponent. Lower efficiency of opponent means better defense of this team

Jersey number Tot. Total shooting 6m 6m (line) shooting 9m 9m shooting Wng Wing shooting FB Fastbreak sh. 7m 7m penalty sh.
 Brk. Breakthrough sh. LD Long distance sh. As. Assists PC Pass clear chance E7 Earned 7m pen. TF Technical faults St. Steals
 2m 2m punishments C7. Committed 7m E2 Earned 2m pun. YC. Yellow cards R/B Red/Blue cards Blk. Blocks S Starting Line-up

Handball statistics and livescore by Toma-soft ltd (www.toma-soft.hr)



24th IHF Men's Junior (U21) World Championship

Germany / Greece

Group E, 1. round



Match Team Statistics

Match No. 12

Denmark 33 - 22 Norway

(16 - 12) (17 - 10)

20.6.2023. 18:00

Attendance:

Ano Liosia Sport Hall

Referees: Andrej Budzak (SVK) / Michal Zahradnik (SVK)

Shot distribution by player

3 E. Johnsen

	0/1	

5 P. Gram

1/1		

10 A. Hoiness

2/2		1/1

1 miss. 2 block

13 S. Ottesen

		1/1
1/1		1/1

14 L. Larsen

		1/1
		1/1
	1/1	

18 B. Berg

1/1	0/1	
	0/1	
		2/3

21 K. Lomstad

	0/1	
	2/3	0/1

24 T. Knutsen

		2/2
0/2	1/1	
	0/1	

25 E. Stankiewicz

		1/1

29 T. Stenersen

		1/2
0/1		

30 S. Solheim

0/1		

32 E. Haugli

1/1	1/2	
0/1		

0/1 lob

33 L. Högdahl

1 post

TOTAL

1/1	0/1	4/5
1/4	2/6	2/2
4/6	3/5	5/7

1 post 1 miss. 2 block 0/1 lob

Saves distribution goalkeepers

1 S. Tryggestad

0/2		0/3
1/2	3/3	
0/6	2/4	1/9

12 H. Ibsen

		0/2
0/1	0/1	
1/2	0/1	0/4

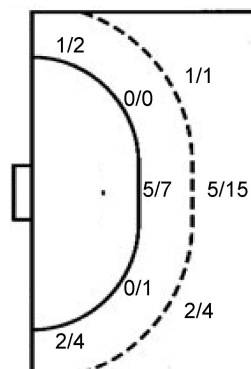
34 H. Gran

TOTAL

0/2		0/5
1/3	3/4	
1/8	2/5	1/13

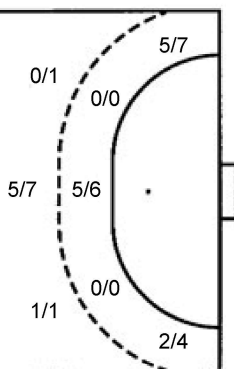
Shots by position

ATTACK



7m penalties 4/4
Fastbreak 0/1
Breakthrough 1/2
Long dist. 1/1

DEFENSE



7m penalties 3/4
Fastbreak 3/3
Breakthrough 9/10
Long dist. 0/0

Shooting statistics

Position	Goals	Sav.	Miss.	Post	Blk.	Total	%
Back (9m)	8	9	1	0	2	20	40
Line (6m)	5	3	0	0	0	8	63
Wing	3	3	0	0	0	6	50
7m penalties	4	0	0	0	0	4	100
Fastbreak	0	1	0	0	0	1	0
Breakthrough	1	0	0	1	0	2	50
Total	21	16	1	1	2	41	51

Jersey number Tot. Total shooting 6m 6m (line) shooting 9m 9m shooting Wng Wing shooting FB Fastbreak sh. 7m 7m penalty sh.
Brk. Breakthrough sh. LD Long distance sh. As. Assists PC Pass clear chance E7 Earned 7m pen. TF Technical faults St. Steals
2m 2m punishments C7. Committed 7m E2 Earned 2m pun. YC. Yellow cards R/B Red/Blue cards Blk. Blocks S Starting Line-up

Handball statistics and livescore by Toma-soft ltd (www.toma-soft.hr)



24th IHF Men's Junior (U21) World Championship

Germany / Greece

Group E, 1. round



Match Team Statistics

Match No. 12

Denmark 33 - 22 Norway

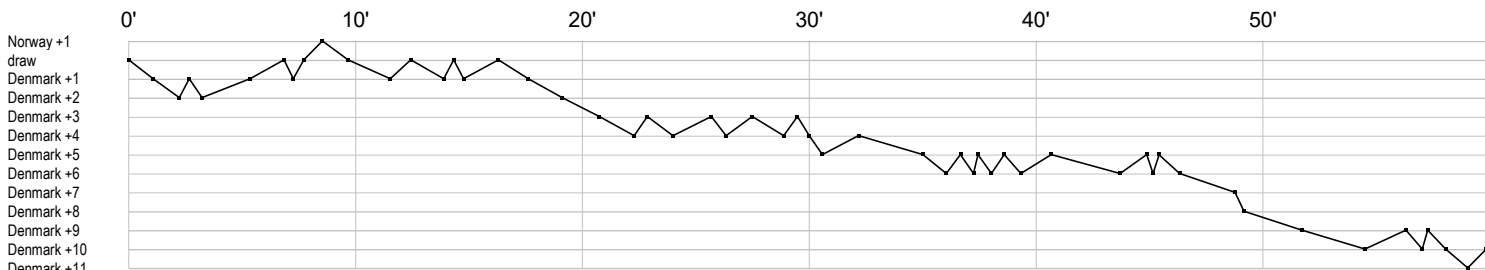
(16 - 12) (17 - 10)

20.6.2023. 18:00

Attendance:

Ano Liosia Sport Hall

Referees: Andrej Budzak (SVK) / Michal Zahradnik (SVK)



Denmark

1 Lovkvist M	s r s r r r r r r s r r r s s s r r r s r s r r ss s s
2 Als J	g g f g g f
3 Arnoldsen F	t xx 2c g g g g t
4 Lykke H	g i g i g a p f g g i a t
5 Klove V	t 2 gb
8 Garsdal L	e g a c e g g a f
9 Dreyer C	ei g a a
10 Knudsen M	a g p t g a t a g
12 Dorgelo M	r s s r r s
19 Munk M	f 2c g
22 Norlyk M	g g t
23 Morch-Rasmus	f g g
26 Termansen C	e p
29 Nevers V	g f f g 2c a
42 Arnoldsen T	a t f p a g g g g t f t t p a i

Norway

1 Tryggestad S	r r r s r s r r r s r r s sr r r r r r s s r r r r r
3 Johnsen E	f bt
5 Gram P	g bt
10 Hoiness A	f a a2 ff g t e g a g
12 Ibsen H	sr r r r r r r r r r r r
13 Ottesen S	t g t g t g
14 Larsen L	g g g g
18 Berg B	f p g g ei p a t c f g f i
21 Lornstad K	g f 2 f c f b b 2 g
24 Knutsen T	g f g c a g2 pf f ei
25 Stankiewicz E	g ei
29 Stenersen T	a f f a
30 Solheim S	f
32 Haugli E	2c g f f b g f 2
33 Høgdahl L	f t
34 Gran H	

In game	g Goal scored	f Missed shot	a Assist	t Technical faults	b Steal
2 2min suspension	e Earned 7m	c Committed 7m	y Yellow card	r Red Card	k Blue card
i Earned 2min.	x Block	4 4min suspension	p Pass for clear chance	s Saved shot	r Received goal