



24th IHF Men's Junior (U21) World Championship

Germany / Greece

Group F, 1. round



Match Team Statistics

Sweden 35 - 17 Bahrain

20.6.2023. 15:45

Match No. 11

(21 - 11) (14 - 6)

Attendance:

Ano Liosia Sport Hall

Referees: Daniel Magalhaes (BRA) / Henrique Godoy (BRA)

Sweden

#	Surname and name	S	Goals / shots							Attack					Def.			Penalties				TP		
			Tot.	%	9m	6m	Wing	7m	FB	Brk.	LD	As.	PC	E7	E2	TF	St.	C7	Blk	YC	2m		R	B
4	HAMBERG Carl		5/7	71			2/2	1/2	2/3							1		1			2		35:24	
5	LJUNGMARK Tobias	S	5/8	63			2/5		3/3						1								28:52	
6	DONALDSSON Petter		5/5	100	2/2				1/1	2/2				1						3		1	31:14	
7	LJUNGQUIST Adam	S	1/2	50					0/1	1/1				2	1	1	1	4					33:35	
9	PALMAR Kasper	S	5/7	71	3/3			2/3		0/1				3	4	1	1	1					22:52	
10	MÖLLER Felix	S	2/2	100		2/2								1		2	1						17:00	
11	ERICSSON Johan													1	1	1	1	1	1		1		32:54	
16	LINDÉN Alexander	S												3									23:31	
17	ROBERTS Kelvin	S	2/3	67			2/2		0/1					2							1		33:09	
18	SKOOG Axel		0/1	0		0/1																	17:12	
20	LARSSON Isak		2/4	50	0/1					2/3				1			3						22:01	
21	SÄVINGER Oscar	S																					21:03	
22	LENNERNÄS Marcus		2/2	100	2/2									4	1								30:37	
23	ELOVSON William		2/3	67	0/1				1/1	1/1										2		2	32:21	
30	SANDERHEM Robin		0/1	0	0/1									1			2						10:53	
33	LEYMAN Albin		4/5	80			1/1		3/4													1	27:22	
Team / bench																								
UKUPNO			35/50	70	7/10	2/3	7/10	3/5	10/14	6/8	0/0	17	9	5	4	12	3	6	1	1	6	0	0	

Goalkeepers		Saves / shots								
#	Surname and name	Tot.	%	9m	6m	Wing	7m	FB	Brk.	LD
16	LINDÉN Alexander	10/16	63	4/4		2/2	0/3	1/2	3/5	
21	SÄVINGER Oscar	5/16	31	1/4	1/1		0/2	0/2	3/6	0/1
TOTAL		15/32	47	5/8	1/1	2/2	0/5	1/4	6/11	0/1

Coach: Dennis Sandberg

Number of attacks: 60, Efficiency: 58%, Average Duration: 28.72 seconds

Attack by type of defense

	Shots	9m	6m	Wing	TF	E7	E2
On def. 6-0	15/22	7/9	2/3	4/7	8	5	4
On def. 5-1	7/9	0/1	0/0	3/3	4	0	0
Fastbreak	10/14				0	0	0

Defense by type

	Total	9m	6m	Wing	Stl.	C7	2m
Def. 6-0	8/29	3/12	0/2	0/3	3	6	6
Fastbreak	3/5				0	0	0

Attack with superiority / minority / goalkeeper out

	Attack				Reaction		
	Att.	Eff.	Shots	TF	FB	LD	Tot.
7 on 6 (GK out)	2	50%	1/2	0	0/1	1/1	1/2
6 on 6 (GK out)	10	50%	5/7	3	1/1	0/0	1/1
6 on 6	40	55%	22/31	9			
6 on 5	3	67%	2/3	0			
6 on 4	2	100%	2/2	0			
5 on 6	3	100%	3/3	0			

Player superiority / GK out counted at the end of attack (in case it changes during attack)

Defense with superiority / minority / goalkeeper out

	Attack				Reaction		
	Att.	Eff.	Shots	TF	FB	LD	Tot.
7 on 6 (GK out)	1	0%	0/1	0	0/1	0/0	0/1
6 on 6 (GK out)	1	0%	0/1	0	0/0	0/0	0/0
5 on 6 (GK out)	1	100%	1/1	0	0/0	0/0	0/0
6 on 6	37	32%	12/23	14			
5 on 6	3	0%	0/0	3			
4 on 6	1	0%	0/1	0			
6 on 5	16	25%	4/9	7			

Numbers show attacking numbers of opponent. Lower efficiency of opponent means better defense of this team

# Jersey number Tot. Total shooting 6m 6m (line) shooting 9m 9m shooting Wng Wing shooting FB Fastbreak sh. 7m 7m penalty sh.  
 Brk. Breakthrough sh. LD Long distance sh. As. Assists PC Pass clear chance E7 Earned 7m pen. TF Technical faults St. Steals  
 2m 2m punishments C7. Committed 7m E2 Earned 2m pun. YC. Yellow cards R/B Red/Blue cards Blk. Blocks S Starting Line-up

Handball statistics and livescore by Toma-soft ltd (www.toma-soft.hr)



# 24th IHF Men's Junior (U21) World Championship

Germany / Greece

Group F, 1. round



## Match Team Statistics

Match No. 11

## Sweden 35 - 17 Bahrain

(21 - 11) (14 - 6)

20.6.2023. 15:45

Attendance:

Ano Liosia Sport Hall

Referees: Daniel Magalhaes (BRA) / Henrique Godoy (BRA)

## Shot distribution by player

### 4 C. Hamberg

		1/1
	0/1	1/1
1/2		1/1

1/1 lob

### 5 T. Ljungmark

	0/1	1/1
		0/1
2/3		2/2

### 6 P. Donaldsson

		2/2
2/2		
		1/1

### 7 A. Ljungquist

		0/1
1/1		

### 9 K. Palmar

		1/1
2/2		2/3

1 miss.

### 10 F. Möller

		2/2

### 11 J. Ericsson


### 17 K. Roberts

		1/1
1/1		0/1

### 18 A. Skoog

		0/1

### 20 I. Larsson

		2/4

### 22 M. Lennemäs

		2/2

### 23 W. Elovson

		1/1
		1/1

1 post

### 30 R. Sanderhem


1 post

### 33 A. Leyman

		1/2
1/1		2/2

## TOTAL

	0/1	6/6
2/2	1/3	4/6
8/10	3/5	10/13

2 post 1 miss. 1/1 lob

## Saves distribution goalkeepers

### 16 A. Lindén

0/1		
1/1	4/4	2/3
3/5	0/2	

### 21 O. Sävinger

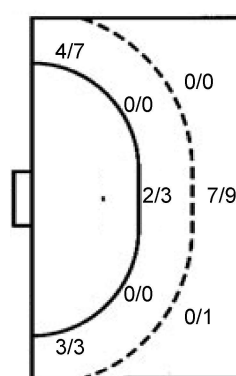
1/2	1/2	0/2
	0/1	2/4
0/2	1/1	0/2

## TOTAL

1/3	1/2	0/2
1/1	4/5	4/7
3/7	1/3	0/2

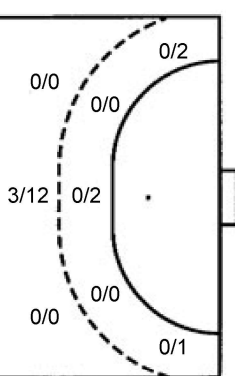
## Shots by position

### ATTACK



7m penalties 3/5  
Fastbreak 10/14  
Breakthrough 6/8  
Long dist. 0/0

### DEFENSE



7m penalties 5/6  
Fastbreak 3/5  
Breakthrough 5/12  
Long dist. 1/1

## Shooting statistics

Position	Goals	Sav.	Miss.	Post	Blk.	Total	%
Back (9m)	7	1	0	2	0	10	70
Line (6m)	2	1	0	0	0	3	67
Wing	7	3	0	0	0	10	70
7m penalties	3	2	0	0	0	5	60
Fastbreak	10	4	0	0	0	14	71
Breakthrough	6	1	1	0	0	8	75
<b>Total</b>	<b>35</b>	<b>12</b>	<b>1</b>	<b>2</b>	<b>0</b>	<b>50</b>	<b>70</b>

# Jersey number Tot. Total shooting 6m 6m (line) shooting 9m 9m shooting Wng Wing shooting FB Fastbreak sh. 7m 7m penalty sh.  
Brk. Breakthrough sh. LD Long distance sh. As. Assists PC Pass clear chance E7 Earned 7m pen. TF Technical faults St. Steals  
2m 2m punishments C7. Committed 7m E2 Earned 2m pun. YC. Yellow cards R/B Red/Blue cards Blk. Blocks S Starting Line-up

Handball statistics and livescore by Toma-soft ltd (www.toma-soft.hr)



# 24th IHF Men's Junior (U21) World Championship

Germany / Greece

Group F, 1. round



Match Team Statistics

Match No. 11

## Sweden 35 - 17 Bahrain

(21 - 11) (14 - 6)

20.6.2023. 15:45

Attendance:

Ano Liosia Sport Hall

Referees: Daniel Magalhaes (BRA) / Henrique Godoy (BRA)

### Bahrain

Players		Goals / shots										Attack					Def.			Penalties				TP	
#	Surname and name	S	Tot.	%	9m	6m	Wing	7m	FB	Brk.	LD	As.	PC	E7	E2	TF	St.	C7	Blk	YC	2m	R	B		
7	ALKHUNAIZI Mahmood	S	1/2	50			0/1		1/1																48:55
8	ALI Hasan																								10:11
10	RABIA Mohamed	S	7/11	64	3/3			2/2	0/1	2/5			2		2	8		1				1			35:16
11	KADHEM Ahmed	S	1/4	25	0/1				0/1	1/2				1		7	2								39:33
14	ALI Abdulla		0/6	0	0/3					0/3			1		2										30:29
16	NASER Ali																								9:32
19	ALASHEERI Ali	S	5/8	63			0/2	3/4	2/2					1	1	2		2							48:24
20	ISA Hesham	S																							41:47
23	ALZAIN Ahmed																								11:57
50	QAMBAR Yaser		2/5	40	0/3					1/1	1/1			2											34:03
64	MOHAMED Ali	S	0/1	0		0/1									1			1				2			36:12
69	ALI Komail																								10:16
73	SALEH Husain		1/3	33	0/2					1/1				1	1	3	1								15:54
77	KHAMIS Jasim	S																							1:41
90	ABDULLA Ali		0/1	0		0/1								1	1			1					1		31:57
99	MADAN Ali															2									13:53
	Team / bench																								
	UKUPNO		17/41	41	3/12	0/2	0/3	5/6	3/5	5/12	1/1	0	3	6	6	24	3	5	0	0	4	0	0		

Goalkeepers		Saves / shots									
#	Surname and name	Tot.	%	9m	6m	Wing	7m	FB	Brk.	LD	
16	NASER Ali	2/10	20	0/1		1/2		1/5	0/2		
20	ISA Hesham	10/37	27	1/7	1/3	2/8	2/5	3/9	1/5		
	TOTAL	12/47	26	1/8	1/3	3/10	2/5	5/14	1/7	0/0	

Coach: **Esam Abdulla**

Number of attacks: 60, Efficiency: 28%, Average Duration: 34.33 seconds

### Attack by type of defense

	Shots	9m	6m	Wing	TF	E7	E2
On def. 6-0	8/29	3/12	0/2	0/3	24	6	6
Fastbreak	3/5				0	0	0

### Defense by type

	Total	9m	6m	Wing	Stl.	C7	2m
Def. 6-0	15/22	7/9	2/3	4/7	1	5	4
Def. 5-1	7/9	0/1	0/0	3/3	2	0	0
Fastbreak	10/14				0	0	0

### Attack with superiority / minority / goalkeeper out

	Attack				Reaction		
	Att.	Eff.	Shots	TF	FB	LD	Tot.
7 on 6 (GK out)	1	0%	0/1	0	0/1	0/0	0/1
6 on 6 (GK out)	1	0%	0/1	0	0/0	0/0	0/0
5 on 6 (GK out)	1	100%	1/1	0	0/0	0/0	0/0
6 on 6	37	32%	12/23	14			
5 on 6	3	0%	0/0	3			
4 on 6	1	0%	0/1	0			
6 on 5	16	25%	4/9	7			

Player superiority / GK out counted at the end of attack (in case it changes during attack)

### Defense with superiority / minority / goalkeeper out

	Attack				Reaction		
	Att.	Eff.	Shots	TF	FB	LD	Tot.
7 on 6 (GK out)	2	50%	1/2	0	0/1	1/1	1/2
6 on 6 (GK out)	10	50%	5/7	3	1/1	0/0	1/1
6 on 6	40	55%	22/31	9			
6 on 5	3	67%	2/3	0			
6 on 4	2	100%	2/2	0			
5 on 6	3	100%	3/3	0			

Numbers show attacking numbers of opponent. Lower efficiency of opponent means better defense of this team

# Jersey number Tot. Total shooting 6m 6m (line) shooting 9m 9m shooting Wng Wing shooting FB Fastbreak sh. 7m 7m penalty sh.  
 Brk. Breakthrough sh. LD Long distance sh. As. Assists PC Pass clear chance E7 Earned 7m pen. TF Technical faults St. Steals  
 2m 2m punishments C7. Committed 7m E2 Earned 2m pun. YC. Yellow cards R/B Red/Blue cards Blk. Blocks S Starting Line-up



# 24th IHF Men's Junior (U21) World Championship

Germany / Greece

Group F, 1. round



## Match Team Statistics

Match No. 11

## Sweden 35 - 17 Bahrain

(21 - 11) (14 - 6)

20.6.2023. 15:45

Attendance:

Ano Liosia Sport Hall

Referees: Daniel Magalhaes (BRA) / Henrique Godoy (BRA)

### Shot distribution by player

7 M. Alkhunaizi

		1/1

1 post

8 H. Ali


1 post

10 M. Rabia

1/1		
	0/1	2/3
2/3		2/2

1 miss.

11 A. Kadhem

0/1	1/2	

1 post

14 A. Ali

		0/3

1 post 1 miss. 1 block

19 A. Alasheeri

1/1		1/1
1/3	2/2	

1 post

23 A. Alzain


50 Y. Qambar

0/1	1/2	
1/1		

1 post

64 A. Mohamed


1 post

69 K. Ali


73 H. Saleh

	0/2	1/1

1 post

77 J. Khamis


90 A. Abdulla

	0/1	

99 A. Madan


### TOTAL

2/3	1/2	2/2
0/1	1/5	3/7
4/7	2/3	2/2

6 post 2 miss. 1 block

### Saves distribution goalkeepers

16 A. Naser

	1/1	0/1
0/1		1/2
0/3		0/2

20 H. Isa

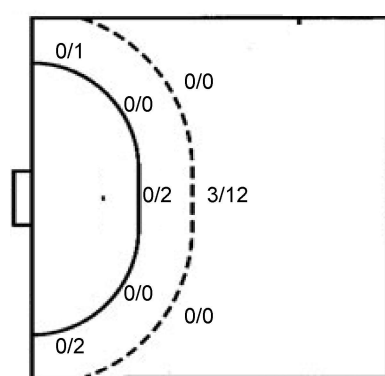
		0/5
0/1	2/3	1/4
2/7	2/5	3/11

TOTAL

	1/1	0/6
0/2	2/3	2/6
2/10	2/5	3/13

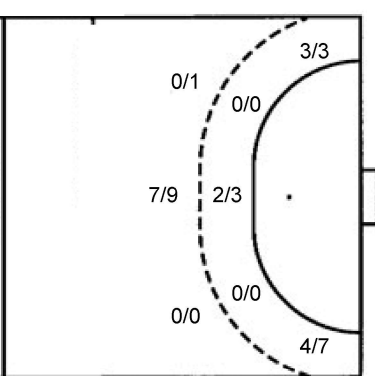
### Shots by position

ATTACK



7m penalties 5/6  
Fastbreak 3/5  
Breakthrough 5/12  
Long dist. 1/1

DEFENSE



7m penalties 3/5  
Fastbreak 10/14  
Breakthrough 6/8  
Long dist. 0/0

### Shooting statistics

Position	Goals	Sav.	Miss.	Post	Blk.	Total	%
Back (9m)	3	5	1	2	1	12	25
Line (6m)	0	1	0	1	0	2	0
Wing	0	2	0	1	0	3	0
7m penalties	5	0	0	1	0	6	83
Fastbreak	3	1	0	1	0	5	60
Breakthrough	5	6	1	0	0	12	42
<b>Total</b>	<b>16</b>	<b>15</b>	<b>2</b>	<b>6</b>	<b>1</b>	<b>40</b>	<b>40</b>

# Jersey number Tot. Total shooting 6m 6m (line) shooting 9m 9m shooting Wng Wing shooting FB Fastbreak sh. 7m 7m penalty sh.  
Brk. Breakthrough sh. LD Long distance sh. As. Assists PC Pass clear chance E7 Earned 7m pen. TF Technical faults St. Steals  
2m 2m punishments C7. Committed 7m E2 Earned 2m pun. YC. Yellow cards R/B Red/Blue cards Blk. Blocks S Starting Line-up

Handball statistics and livescore by Toma-soft ltd (www.toma-soft.hr)



# 24th IHF Men's Junior (U21) World Championship

Germany / Greece

Group F, 1. round



## Match Team Statistics

Match No. 11

### Sweden 35 - 17 Bahrain

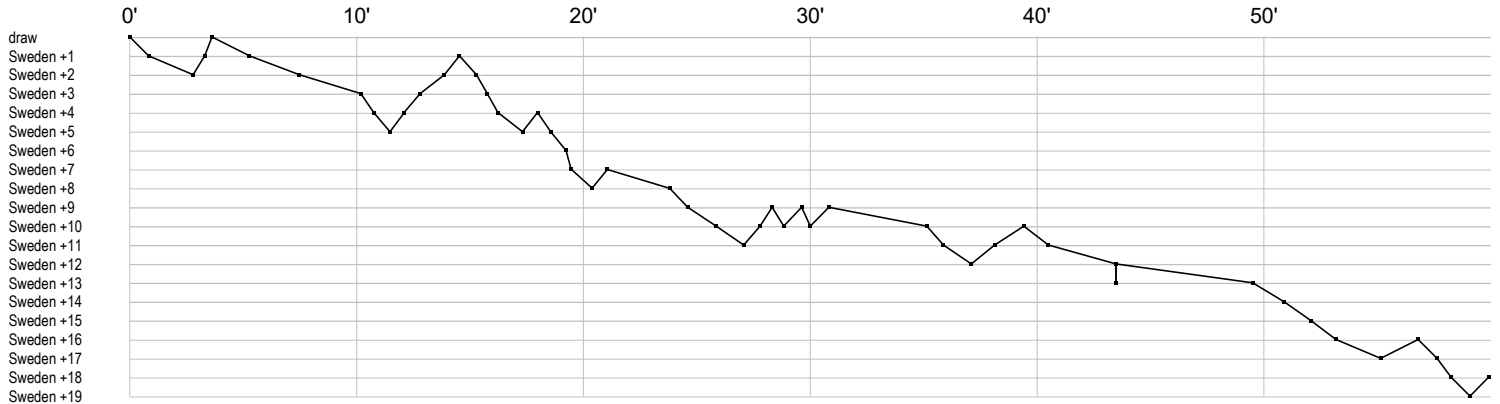
(21 - 11) (14 - 6)

20.6.2023. 15:45

Attendance:

Ano Liosia Sport Hall

Referees: Daniel Magalhaes (BRA) / Henrique Godoy (BRA)



## Sweden

4 Hamberg C	g2c	f	g	g	t	g	f	2	g
5 Ljungmark T	f	e	f	g	g	g	bg	f	
6 Donaldsson P		a	2c	g	g	g		g	g c c
7 Ljungquist A	a	p	t	t				ie	t f g t a
9 Palmar K	g b	tp	pg	pg	pf	a		f a a g	g i
10 Möller F	g	e	ie	a	g				
11 Ericsson J				t	p			ie	x b a
16 Lindén A						r ss	s s s	r r	asr s s s r asa
17 Roberts K	f	y	g	aa	g				
18 Skoog A								f	
20 Larsson I				g g	t f f	tt			p
21 Sävinger O	rr s		r r r r	s r	srs	s r r r r			
22 Lennemäs M			a a g	a	a				g p
23 Elovson W	g	f	g	c2	c	2			
30 Sanderhem R					t		t f p		
33 Leyman A					f	2	g	g	g g

## Bahrain

7 Alkhunaizi M			g f									
8 Ali H												
10 Rabia M	t	gg	pt	t	g g	g	f g	t t	g	f t t i f p	2c	t i f
11 Kadhem A			f	t t g	t	t	bf	f b	e	t t t t		
14 Ali A	t	t		p		ff		f				f f f
16 Naser A												s r r r r sr r r r
19 Alasheeri A	c c			t		ei g	g f	f	g			f t g
20 Isa H	r s r s r r ss	rr r		rr r r r r r r	s sr r r r r r	ss	r r r r			r	s r r s	
23 Alzain A												
50 Qambar Y							g			f g		f e f e
64 Mohamed A	f	2c						i	2			
69 Ali K												
73 Saleh H				ei	t		t			g b		f f t
77 Khamis J												
90 Abdulla A				f		ei				2c		
99 Madan A												t t

In game	g	Goal scored	f	Missed shot	a	Assist	t	Technical faults	b	Steal	
2	2min suspension	e	Eearned 7m	c	Committed 7m	y	Yellow card	r	Red Card	k	Blue card
i	Eearned 2min.	x	Block	4	4min suspension	p	Pass for clear chance	s	Saved shot	r	Received goal