



24th IHF Men's Junior (U21) World Championship

Germany / Greece
Final Round, 3-4. place



Match Team Statistics
Match No. 115

Serbia 23 - 27 Iceland
(13 - 13) (10 - 14)

2.7.2023. 15:30
Attendance: 4467
Max-Schmeling Halle

Referees: Eskil Braseth (NOR) / Leif Andre Sundet (NOR)

Shot distribution by player

3 M. Papović

4 U. Simić

1/1		

5 M. Kos

0/1		2/3
3/4	1/1	0/2

1 miss. 1 block

6 B. Stanisavljević

1/1		0/1
2/3		2/3

1 post

8 V. Čabrilo

19 M. Dodić

0/1		1/1
0/1		0/2

1 post

21 D. Šmigić

24 V. Čabrilo

	1/1	

1 post

25 S. Šijan

1/2		
1/1	1/1	
	0/1	1/1

2 miss. 1 block

28 A. Damjanović

29 I. Milovanović

33 L. Rogan

		3/3
		1/1

1 post

35 B. Predović

	1/1	

1 post

TOTAL

2/3		3/4
1/3	1/1	4/5
6/9	3/4	3/8

5 post 3 miss. 2 block

Saves distribution goalkeepers

1 M. Mrdović

77 L. Krivokapić

1/4	2/3	1/5
2/3	4/5	2/8
0/4		2/8

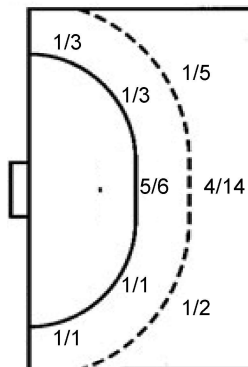
91 S. Zekić

TOTAL

1/4	2/3	1/5
2/3	4/5	2/8
0/4		2/8

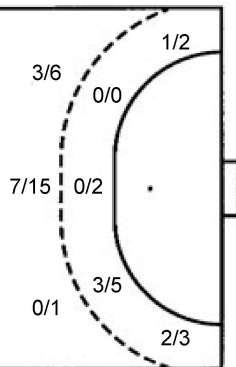
Shots by position

ATTACK



7m penalties 1/2
Fastbreak 0/3
Breakthrough 6/6
Long dist. 1/1

DEFENSE



7m penalties 3/4
Fastbreak 3/3
Breakthrough 4/9
Long dist. 1/1

Shooting statistics

Position	Goals	Sav.	Miss.	Post	Blk.	Total	%
Back (9m)	6	9	3	1	2	21	29
Line (6m)	7	1	0	2	0	10	70
Wing	2	2	0	0	0	4	50
7m penalties	1	0	0	1	0	2	50
Fastbreak	0	2	0	1	0	3	0
Breakthrough	6	0	0	0	0	6	100
Total	22	14	3	5	2	46	48

Jersey number Tot. Total shooting 6m 6m (line) shooting 9m 9m shooting Wng Wing shooting FB Fastbreak sh. 7m 7m penalty sh.
Brk. Breakthrough sh. LD Long distance sh. As. Assists PC Pass clear chance E7 Earned 7m pen. TF Technical faults St. Steals
2m 2m punishments C7. Committed 7m E2 Earned 2m pun. YC. Yellow cards R/B Red/Blue cards Blk. Blocks S Starting Line-up

Handball statistics and livescore by Toma-soft ltd (www.toma-soft.hr)



24th IHF Men's Junior (U21) World Championship

Germany / Greece
Final Round, 3-4. place



Match Team Statistics
Match No. 115

Serbia 23 - 27 Iceland
(13 - 13) (10 - 14)

2.7.2023. 15:30
Attendance: 4467
Max-Schmeling Halle

Referees: Eskil Braseth (NOR) / Leif Andre Sundet (NOR)

Iceland

#	Surname and name	S	Goals / shots							Attack					Def.			Penalties			TP				
			Tot.	%	9m	6m	Wing	7m	FB	Brk.	LD	As.	PC	E7	E2	TF	St.	C7	Blk	YC		2m	R	B	
1	SIGURJÓNSSON Brynjar Vignir	S																							54:55
2	ÁSTTHÓRSSON Guðmundur Bragi		0/1	0	0/1										2	1									10:20
3	ADALSTEINSSON Einar Bragi	S	1/1	100		1/1					1				1	1						1			28:22
4	RUNARSSON Andri Mar	S	5/9	56	2/6				1/1	2/2	2	2		2	2	1							2		50:25
5	GUNNARSSON Thorsteinn Leó	S	8/16	50	7/12					1/4				1								1			28:06
8	THORISSON Tryggvi		0/2	0		0/2									1		1	1					2		45:40
9	GÚSTAFSSON Ísak																								
10	ÓSKARSSON Benedikt Gunnar		4/5	80			3/4	1/1						1											13:40
11	FINNSSON Andri										1														13:19
16	THORSTENSEN Adam																								
17	JÓNASSON Kristófer Máni	S	3/4	75			2/3	1/1							1										54:46
18	GUDJÓNSSON Símon Michael	S	1/2	50			1/2																		46:15
19	ANDRASON Jóhannes Berg	S	0/5	0	0/2	0/2			0/1					1											28:41
20	VIDARSSON Arnór		5/6	83	1/1	2/2				1/2	1/1	1		2	2	2	2	1							45:31
31	ÓRVARSSON Róbert Snar																								
32	ARNALDS Stefán Orri																								
	Team / bench														2										
	UKUPNO		27/51	53	10/22	3/7	3/5	3/4	3/3	4/9	1/1	5	3	4	4	12	7	2	2	0	5	0	0		

#	Surname and name	Saves / shots								
		Tot.	%	9m	6m	Wing	7m	FB	Brk.	LD
1	SIGURJÓNSSON Brynjar Vignir	14/36	39	9/15	1/8	2/4	0/1	2/2	0/6	
16	THORSTENSEN Adam									
	TOTAL	14/36	39	9/15	1/8	2/4	0/1	2/2	0/6	0/0

Coach: Einar Andri Einarsson

Number of attacks: 59, Efficiency: 46%, Average Duration: 33.42 seconds

Attack by type of defense

	Shots	9m	6m	Wing	TF	E7	E2
On def. 6-0	17/40	8/20	2/6	3/5	11	4	4
On def. 5-1	1/1	1/1	0/0	0/0	0	0	0
On def. 4-2	0/0	0/0	0/0	0/0	1	0	0
On def. press.	1/1	0/0	1/1	0/0	0	0	0
Fastbreak	3/3				0	0	0

Defense by type

	Total	9m	6m	Wing	Stl.	C7	2m
Def. 6-0	19/39	5/20	7/10	2/4	7	2	5
Fastbreak	0/3				0	0	0

Defense with superiority / minority / goalkeeper out

	Attack				Reaction		
	Att.	Eff.	Shots	TF	FB	LD	Tot.
7 on 6 (GK out)	2	50%	1/2	0	0/0	0/0	0/0
6 on 6 (GK out)	5	40%	2/5	0	0/0	0/0	0/0
6 on 6	41	34%	14/31	10			
6 on 5	10	60%	6/8	2			
5 on 6	1	0%	0/1	0			

Numbers show attacking numbers of opponent. Lower efficiency of opponent means better defense of this team

Attack with superiority / minority / goalkeeper out

	Attack				Reaction		
	Att.	Eff.	Shots	TF	FB	LD	Tot.
7 on 6 (GK out)	3	0%	0/1	2	0/1	0/0	0/1
6 on 6 (GK out)	4	25%	1/4	0	0/0	1/1	1/1
6 on 6	44	52%	23/37	7			
5 on 6	2	100%	2/2	0			
6 on 5	6	17%	1/3	3			

Player superiority / GK out counted at the end of attack (in case it changes during attack)

Jersey number Tot. Total shooting 6m 6m (line) shooting 9m 9m shooting Wng Wing shooting FB Fastbreak sh. 7m 7m penalty sh.
Brk. Breakthrough sh. LD Long distance sh. As. Assists PC Pass clear chance E7 Earned 7m pen. TF Technical faults St. Steals
2m 2m punishments C7. Committed 7m E2 Earned 2m pun. YC. Yellow cards R/B Red/Blue cards Blk. Blocks S Starting Line-up



24th IHF Men's Junior (U21) World Championship

Germany / Greece
Final Round, 3-4. place



Match Team Statistics
Match No. 115

Serbia 23 - 27 Iceland
(13 - 13) (10 - 14)

2.7.2023. 15:30
Attendance: 4467
Max-Schmeling Halle

Referees: Eskil Braseth (NOR) / Leif Andre Sundet (NOR)

Shot distribution by player

2 G. Ástthórsson

1 miss.

3 E. Adalsteinsson

		1/1

4 A. Runarsson

	1/2	
	0/2	1/1
1/1		2/2

1 block

5 T. Gunnarsson

1/2		3/4
1/2		1/2
1/1		1/1

1 post 2 miss. 1 block

8 T. Thórisson

2 post

9 Í. Gústafsson

10 B. Óskarsson

1/1		
		2/3
1/1		

11 A. Finnsson

17 K. Jónasson

		1/1
1/1		1/2

18 S. Guðjónsson

	0/1	1/1

19 J. Andrason

	0/1	
0/1	0/1	

1 post 1 block

20 A. Vidarsson

1/1		1/1
	1/1	
		1/2

1/1 lob

31 R. Örvarsson

32 S. Arnalds

TOTAL

3/4	1/3	4/5
1/3	1/5	6/8
4/4		6/8

4 post 3 miss. 3 block 1/1 lob

Saves distribution goalkeepers

1 B. Sigurjónsson

1/3		1/4
2/3		1/5
3/9	1/4	5/8

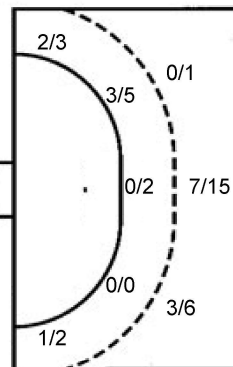
16 A. Thorstensen

TOTAL

1/3		1/4
2/3		1/5
3/9	1/4	5/8

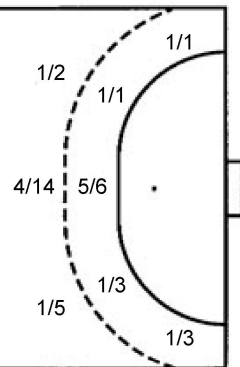
Shots by position

ATTACK



7m penalties 3/4
Fastbreak 3/3
Breakthrough 4/9
Long dist. 1/1

DEFENSE



7m penalties 1/2
Fastbreak 0/3
Breakthrough 6/6
Long dist. 1/1

Shooting statistics

Position	Goals	Sav.	Miss.	Post	Blk.	Total	%
Back (9m)	10	6	3	0	3	22	45
Line (6m)	3	1	0	3	0	7	43
Wing	3	2	0	0	0	5	60
7m penalties	3	1	0	0	0	4	75
Fastbreak	3	0	0	0	0	3	100
Breakthrough	4	4	0	1	0	9	44
Total	26	14	3	4	3	50	52

Jersey number Tot. Total shooting 6m 6m (line) shooting 9m 9m shooting Wng Wing shooting FB Fastbreak sh. 7m 7m penalty sh.
Brk. Breakthrough sh. LD Long distance sh. As. Assists PC Pass clear chance E7 Earned 7m pen. TF Technical faults St. Steals
2m 2m punishments C7. Committed 7m E2 Earned 2m pun. YC. Yellow cards R/B Red/Blue cards Blk. Blocks S Starting Line-up

Handball statistics and livescore by Toma-soft ltd (www.toma-soft.hr)

