



24th IHF Men's Junior (U21) World Championship

Germany / Greece

Final Round, 5-6. place



Match Team Statistics

Match No. 114

Denmark 30 - 25 Portugal

(16 - 13) (14 - 12)

2.7.2023. 12:30

Attendance: 1308

Max-Schmeling Halle

Referees: Karim Gasmi (FRA) / Raouf Gasmi (FRA)

Denmark

#	Surname and name	S	Goals / shots								Attack					Def.			Penalties				TP											
			Tot.	%	9m	6m	Wing	7m	FB	Brk.	LD	As.	PC	E7	E2	TF	St.	C7	Blk	YC	2m	R		B										
1	LOVKVIST Mikkel Moller	S																																21:09
2	ALS Joachim Lyng		1/3	33		0/1	1/2																										27:29	
3	ARNOLDBSEN Frederik Sommer		2/3	67		2/3																											31:58	
4	LYKKE Hjalte	S	3/6	50	2/5	1/1																											20:00	
5	KLOVE Victor	S	5/7	71	2/4	2/2																											46:40	
7	BOLDSEN Patrick	S	6/8	75			3/3	1/2	2/3																								57:38	
8	GARSDAL Lucas Lenler		2/2	100	1/1																												8:51	
9	DREYER Christoffer Sundsgaard																																29:23	
10	KNUDSEN Mads Svane	S	2/2	100	2/2																												14:26	
12	DORGELO Mathias René Rex	S																															36:47	
19	MUNK Marinus Grandahl		5/7	71	4/5	1/1																											18:31	
22	NORLYK Magnus Amnitzboll		3/5	60			2/3		1/2																								30:00	
23	MORCH-RASMUSSEN Julius	S																															32:56	
26	TERMANSEN Christian																																11:45	
29	NEVERS Viktor Birch																																	
42	ARNOLDBSEN Thomas Sommer	S	1/2	50	1/1																												32:27	
Team / bench																																		
UKUPNO			30/45	67	12/18	6/8	6/8	1/3	3/5	2/3	0/0	10	4	3	2	16	6	4	4	0	2	0	0											

#	Surname and name	Saves / shots								
		Tot.	%	9m	6m	Wing	7m	FB	Brk.	LD
1	LOVKVIST Mikkel Moller	10/17	59	1/2	2/4	3/4	3/3	1/2	0/2	
12	DORGELO Mathias René Rex	8/25	32	3/7	1/7	2/3	0/1		2/7	
TOTAL		18/42	43	4/9	3/11	5/7	3/4	1/2	2/9	0/0

Coach: **Arnór Atlason**

Number of attacks: 59, Efficiency: 51%, Average Duration: 29.08 seconds

Attack by type of defense

	Shots	9m	6m	Wing	TF	E7	E2
On def. 6-0	14/22	8/12	3/5	2/3	10	1	0
On def. 5-1	5/6	3/4	1/1	0/0	4	2	1
On def. 3-2-1	3/4	1/2	1/1	1/1	2	0	1
Fastbreak	3/5				0	0	0

Defense by type

	Total	9m	6m	Wing	Stl.	C7	2m
Def. 6-0	22/44	5/16	8/12	2/7	6	4	2
Fastbreak	1/2				0	0	0

Attack with superiority / minority / goalkeeper out

	Attack				Reaction		
	Att.	Eff.	Shots	TF	FB	LD	Tot.
7 on 6 (GK out)	1	100%	1/1	0	0/0	1/1	1/1
7 on 5 (GK out)	1	100%	1/1	0	0/0	0/0	0/0
6 on 6 (GK out)	2	0%	0/0	2	0/0	0/0	0/0
6 on 6	51	49%	25/38	13			
6 on 5	3	67%	2/2	1			
5 on 6	1	100%	1/1	0			

Player superiority / GK out counted at the end of attack (in case it changes during attack)

Defense with superiority / minority / goalkeeper out

	Attack				Reaction		
	Att.	Eff.	Shots	TF	FB	LD	Tot.
7 on 6 (GK out)	4	75%	3/3	1	0/0	0/0	0/0
6 on 6 (GK out)	2	0%	0/2	0	0/0	0/0	0/0
6 on 6	49	45%	22/38	11			
5 on 6	1	0%	0/1	0			
6 on 5	4	0%	0/2	2			

Numbers show attacking numbers of opponent. Lower efficiency of opponent means better defense of this team

Jersey number Tot. Total shooting 6m 6m (line) shooting 9m 9m shooting Wng Wing shooting FB Fastbreak sh. 7m 7m penalty sh.
 Brk. Breakthrough sh. LD Long distance sh. As. Assists PC Pass clear chance E7 Earned 7m pen. TF Technical faults St. Steals
 2m 2m punishments C7. Committed 7m E2 Earned 2m pun. YC. Yellow cards R/B Red/Blue cards Blk. Blocks S Starting Line-up



24th IHF Men's Junior (U21) World Championship

Germany / Greece

Final Round, 5-6. place



Match Team Statistics

Match No. 114

Denmark 30 - 25 Portugal

(16 - 13) (14 - 12)

2.7.2023. 12:30

Attendance: 1308

Max-Schmeling Halle

Referees: Karim Gasmi (FRA) / Raouf Gasmi (FRA)

Shot distribution by player

2 J. Als 1 miss. 1/2	3 F. Arnoldsen 1 post 1/1 1/1	4 H. Lykke 1 block 1/1 1/1 0/1 1/1 1/1 0/1	5 V. Klove 2 block 1/1 1/1 1/1 1/1	7 P. Boldsen 2/2 1/1 0/1 1/2 2/2	8 L. Garsdal 1/1 1/1	9 C. Dreyer
10 M. Knudsen 1/1 1/1	19 M. Munk 1 post 0/1 1/1 1/1 1/1 2/2 1/1	22 M. Norlyk 1 miss. 1/1 1/1 1/1 0/1 1/1	23 J. Morch-Rasmussen	26 C. Temansen	29 V. Nevers	42 T. Arnoldsen 1 post 1/1

TOTAL

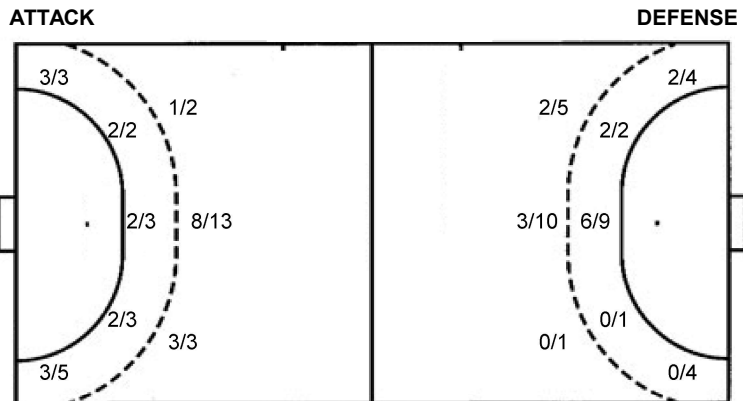
3/3	1/2	4/4
3/3	0/2	3/5
7/7	1/1	8/10

3 post 2 miss. 3 block

Saves distribution goalkeepers

1 M. Lovkvist 2/3 1/1 1/6 1/1 1/2 2/2 2/2	12 M. Dorgelo 0/1 0/1 0/2 0/1 4/6 2/6 2/4 0/4	TOTAL 2/4 1/2 1/8 0/1 5/7 3/8 4/6 2/6
---	---	---

Shots by position



7m penalties	1/3	7m penalties	1/4
Fastbreak	3/5	Fastbreak	1/2
Breakthrough	2/3	Breakthrough	7/9
Long dist.	0/0	Long dist.	1/1

Shooting statistics

Position	Goals	Sav.	Miss.	Post	Blk.	Total	%
Back (9m)	12	2	0	1	3	18	67
Line (6m)	6	1	0	1	0	8	75
Wing	6	0	2	0	0	8	75
7m penalties	1	1	0	1	0	3	33
Fastbreak	3	2	0	0	0	5	60
Breakthrough	2	1	0	0	0	3	67
Total	30	7	2	3	3	45	67

Jersey number Tot. Total shooting 6m 6m (line) shooting 9m 9m shooting Wng Wing shooting FB Fastbreak sh. 7m 7m penalty sh.
 Brk. Breakthrough sh. LD Long distance sh. As. Assists PC Pass clear chance E7 Earned 7m pen. TF Technical faults St. Steals
 2m 2m punishments C7. Committed 7m E2 Earned 2m pun. YC. Yellow cards R/B Red/Blue cards Blk. Blocks S Starting Line-up

Handball statistics and livescore by Toma-soft ltd (www.toma-soft.hr)



24th IHF Men's Junior (U21) World Championship

Germany / Greece
Final Round, 5-6. place



Match Team Statistics
Match No. 114

Denmark 30 - 25 Portugal
(16 - 13) (14 - 12)

2.7.2023. 12:30
Attendance: 1308
Max-Schmeling Halle

Referees: Karim Gasmi (FRA) / Raouf Gasmi (FRA)

Portugal

Players		Goals / shots									Attack				Def.			Penalties				TP			
#	Surname and name	S	Tot.	%	9m	6m	Wing	7m	FB	Brk.	LD	As.	PC	E7	E2	TF	St.	C7	Blk	YC	2m		R	B	
3	SOUSA André	S	2/10	20	1/7	0/1		0/1			1/1		1	1			2	1							47:34
6	VIANA Gabriel	S	1/2	50			1/2										1								35:28
8	OLIVEIRA Miguel	S	3/3	100		2/2				1/1							3	1	1	1					44:30
11	QUEIROS Nuno	S	3/4	75		2/3			1/1					1		1									39:37
13	CAMPOS Rodrigo																								3:43
14	PEGAS Bernardo		1/2	50			0/1			1/1			1				1								32:20
16	MARQUES Diogo												1												26:07
17	OLIVEIRA Pedro		1/3	33			1/2	0/1									1	2							24:02
18	COSTA Vasco		5/9	56	3/6			1/2		1/1			1		1										28:05
21	TAVARES Guilherme																								
23	GOMES Joao	S	5/12	42	1/3		0/2		0/1	4/6			7	3	1	1	3	1							40:59
24	RIBEIRO Lucas																								
33	MELO Nilton																		2		1				21:13
73	TEIXEIRA Tiago	S	0/1	0			0/1									1									25:33
86	BRANDAO Ricardo		4/6	67		4/6							1		2		2	1							21:07
90	FERREIRA Tiago	S																							29:42
	Team / bench																				1				
	UKUPNO		25/52	48	5/16	8/12	2/8	1/4	1/2	7/9	1/1		9	7	4	2	14	5	3	3	1	2	0	0	

Goalkeepers		Saves / shots								
#	Surname and name	Tot.	%	9m	6m	Wing	7m	FB	Brk.	LD
16	MARQUES Diogo	4/18	22	1/6	0/3	0/3	1/2	1/2	1/2	
90	FERREIRA Tiago	3/19	16	1/8	1/4	0/3		1/3	0/1	
	TOTAL	7/37	19	2/14	1/7	0/6	1/2	3/5	1/3	0/0

Coach: Carlos Martingo

Number of attacks: 60, Efficiency: 42%, Average Duration: 30.83 seconds

Attack by type of defense

	Shots	9m	6m	Wing	TF	E7	E2
On def. 6-0	22/44	5/16	8/12	2/7	14	4	2
Fastbreak	1/2				0	0	0

Defense by type

	Total	9m	6m	Wing	Stl.	C7	2m
Def. 6-0	14/22	8/12	3/5	2/3	3	1	0
Def. 5-1	5/6	3/4	1/1	0/0	2	2	1
Def. 3-2-1	3/4	1/2	1/1	1/1	0	0	1
Fastbreak	3/5				0	0	0

Attack with superiority / minority / goalkeeper out

	Attack				Reaction		
	Att.	Eff.	Shots	TF	FB	LD	Tot.
7 on 6 (GK out)	4	75%	3/3	1	0/0	0/0	0/0
6 on 6 (GK out)	2	0%	0/2	0	0/0	0/0	0/0
6 on 6	49	45%	22/38	11			
5 on 6	1	0%	0/1	0			
6 on 5	4	0%	0/2	2			

Player superiority / GK out counted at the end of attack (in case it changes during attack)

Defense with superiority / minority / goalkeeper out

	Attack				Reaction		
	Att.	Eff.	Shots	TF	FB	LD	Tot.
7 on 6 (GK out)	1	100%	1/1	0	0/0	1/1	1/1
7 on 5 (GK out)	1	100%	1/1	0	0/0	0/0	0/0
6 on 6 (GK out)	2	0%	0/0	2	0/0	0/0	0/0
6 on 6	51	49%	25/38	13			
6 on 5	3	67%	2/2	1			
5 on 6	1	100%	1/1	0			

Numbers show attacking numbers of opponent. Lower efficiency of opponent means better defense of this team

Jersey number Tot. Total shooting 6m 6m (line) shooting 9m 9m shooting Wng Wing shooting FB Fastbreak sh. 7m 7m penalty sh.
Brk. Breakthrough sh. LD Long distance sh. As. Assists PC Pass clear chance E7 Earned 7m pen. TF Technical faults St. Steals
2m 2m punishments C7. Committed 7m E2 Earned 2m pun. YC. Yellow cards R/B Red/Blue cards Blk. Blocks S Starting Line-up



24th IHF Men's Junior (U21) World Championship

Germany / Greece

Final Round, 5-6. place



Match Team Statistics

Match No. 114

Denmark 30 - 25 Portugal

(16 - 13) (14 - 12)

2.7.2023. 12:30

Attendance: 1308

Max-Schmeling Halle

Referees: Karim Gasmi (FRA) / Raouf Gasmi (FRA)

Shot distribution by player

3 A. Sousa 0/1 0/1 0/2 0/1 2/3 2 block	6 G. Viana 1/1 0/1	8 M. Oliveira 1/1 2/2	11 N. Queiros 1/1 2/2 1 post	13 R. Campos	14 B. Pegas 1/1 0/1	17 P. Oliveira 0/1 1/1 0/1
18 V. Costa 1/1 1/1 1/1 0/1 2/2 3 miss.	21 G. Tavares	23 J. Gomes 1/1 1/2 0/2 1/1 0/1 2/2 1 miss. 2 block	24 L. Ribeiro	33 N. Melo	73 T. Teixeira 0/1	86 R. Brandao 1/1 1/1 1/2 1/1 0/1

TOTAL

2/4	1/2	7/8
1/1		2/7
5/8	3/7	4/6

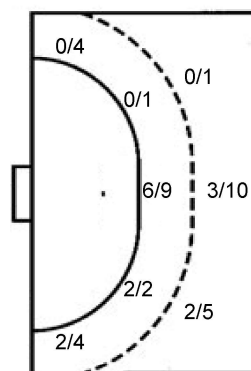
1 post 4 miss. 4 block

Saves distribution goalkeepers

16 D. Marques 0/1 1/2 0/2 0/2 2/2 1/2 0/4	90 T. Ferreira 0/2 0/2 0/1 1/3 0/3 0/1 2/7	TOTAL 0/3 1/2 0/4 0/3 2/2 2/5 0/7 0/1 2/10
---	--	--

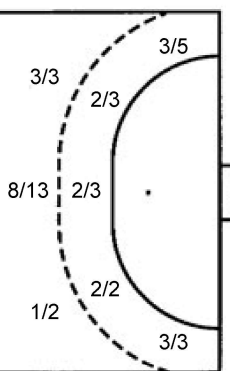
Shots by position

ATTACK



7m penalties	1/4
Fastbreak	1/2
Breakthrough	7/9
Long dist.	1/1

DEFENSE



7m penalties	1/3
Fastbreak	3/5
Breakthrough	2/3
Long dist.	0/0

Shooting statistics

Position	Goals	Sav.	Miss.	Post	Blk.	Total	%
Back (9m)	5	4	3	0	4	16	31
Line (6m)	8	3	0	1	0	12	67
Wing	2	5	1	0	0	8	25
7m penalties	1	3	0	0	0	4	25
Fastbreak	1	1	0	0	0	2	50
Breakthrough	7	2	0	0	0	9	78
Total	24	18	4	1	4	51	47

Jersey number Tot. Total shooting 6m 6m (line) shooting 9m 9m shooting Wng Wing shooting FB Fastbreak sh. 7m 7m penalty sh.
 Brk. Breakthrough sh. LD Long distance sh. As. Assists PC Pass clear chance E7 Earned 7m pen. TF Technical faults St. Steals
 2m 2m punishments C7. Committed 7m E2 Earned 2m pun. YC. Yellow cards R/B Red/Blue cards Blk. Blocks S Starting Line-up

