



24th IHF Men's Junior (U21) World Championship

Germany / Greece
Final Round, Semifinals



Match Team Statistics

Match No. 111

Germany 40 - 30 Serbia

(17 - 15) (23 - 15)

1.7.2023. 18:00

Attendance: 5206

Max-Schmeling Halle

Referees: Youcef Belkhiri (ALG) / Sid Ali Hamidi (ALG)

Shot distribution by player

2 T. Freihöfer	3 N. Lichtlein	4 M. Häselser	5 M. Sauter	7 S. Seitz	8 M. Langhoff	10 F. Kranzmann
0/1	0/1	0/1	1/1	1/1	1/1	1/1
1/1	1/1					1/1
1/2	2/2	0/1		1/1		3/4
1 post 1/1 lob		1 post				1 post
11 N. Heitkamp	13 R. Uscins	14 C. Wilhelm	15 J. Fischer	19 M. Beneke	21 M. Sajenev	23 E. Scholtes
1/1	1/1		1/1			
	1/1					1/1
1/1	3/3		2/3			
	0/1		1/1			
	1/1					
	1 miss.					

TOTAL

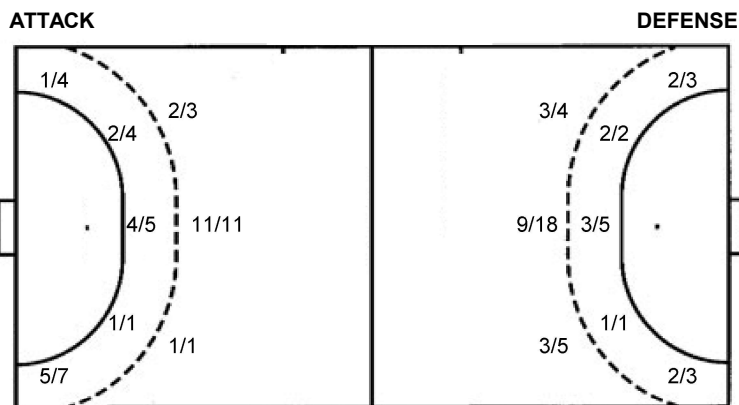
3/5		7/8
4/4		7/7
8/10	3/5	7/8

3 post 1 miss. 1/1 lob

Saves distribution goalkeepers

1 D. Späth	12 L. Ludwig	TOTAL
	2/6	2/6
	2/5	2/5
	0/7	0/7
	3/5	3/5
	2/3	2/3
	2/8	2/8
	1/7	1/7

Shots by position



7m penalties	4/5	7m penalties	0/1
Fastbreak	4/5	Fastbreak	1/2
Breakthrough	4/5	Breakthrough	4/7
Long dist.	1/1	Long dist.	0/1

Shooting statistics

Position	Goals	Sav.	Miss.	Post	Blk.	Total	%
Back (9m)	14	0	1	0	0	15	93
Line (6m)	7	3	0	0	0	10	70
Wing	6	3	0	2	0	11	55
7m penalties	4	1	0	0	0	5	80
Fastbreak	4	0	0	1	0	5	80
Breakthrough	4	1	0	0	0	5	80
Total	39	8	1	3	0	51	76

Jersey number Tot. Total shooting 6m 6m (line) shooting 9m 9m shooting Wng Wing shooting FB Fastbreak sh. 7m 7m penalty sh.
Brk. Breakthrough sh. LD Long distance sh. As. Assists PC Pass clear chance E7 Earned 7m pen. TF Technical faults St. Steals
2m 2m punishments C7. Committed 7m E2 Earned 2m pun. YC. Yellow cards R/B Red/Blue cards Blk. Blocks S Starting Line-up

Handball statistics and livescore by Toma-soft ltd (www.toma-soft.hr)



24th IHF Men's Junior (U21) World Championship

Germany / Greece Final Round, Semifinals



Match Team Statistics
Match No. 111

Germany 40 - 30 Serbia

(17 - 15) (23 - 15)

1.7.2023. 18:00
Attendance: 5206
Max-Schmeling Halle

Referees: Youcef Belkhiri (ALG) / Sid Ali Hamidi (ALG)

Serbia

#	Surname and name	S	Goals / shots								Attack					Def.			Penalties				TP		
			Tot.	%	9m	6m	Wing	7m	FB	Brk.	LD	As.	PC	E7	E2	TF	St.	C7	Blk	YC	2m	R		B	
3	PAPOVIĆ Milija		1/1	100			1/1																	12:25	
4	SIMIĆ Uroš		3/3	100			2/2		1/1															36:15	
5	KOS Miloš	S	9/15	60	8/13	1/1								0/1	2	2			1					53:56	
6	STANISAVLJEVIĆ Boško	S	7/12	58	5/10	2/2									3	2			5	2	1		2	50:59	
8	ČABRILO Vojin																							2:19	
14	ANTONIJEVIĆ Vukašin		0/2	0															1				1	19:37	
19	DODIĆ Mateja	S	3/5	60	1/1	1/1	1/2	0/1											1				1	44:29	
21	ŠMIGIĆ Dušan	S	0/1	0			0/1																	25:44	
24	ČABRILO Veljko													1					1					5:43	
25	ŠIJAN Simo		5/9	56	1/3	0/1												1	2					39:46	
28	DAMJANOVIĆ Aljoša																							0:39	
29	MILOVANOVIĆ Igor																							7:15	
33	ROGAN Luka	S	0/2	0		0/1			0/1									1					1	15:54	
35	PREDOVIĆ Branko	S	2/2	100		2/2										1			3				1	48:34	
77	KRIVOKAPIĆ Luka	S																						36:13	
91	ZEKIĆ Savo													1										20:12	
	Team / bench																								
	UKUPNO		30/52	58	15/27	6/8	4/6	0/1	1/2	4/7	0/1			7	4	1	2	11	2	4	0	1	5	1	0

#	Surname and name	Saves / shots								
		Tot.	%	9m	6m	Wing	7m	FB	Brk.	LD
77	KRIVOKAPIĆ Luka	5/32	16	0/8	2/8	2/7	1/4	0/2	0/3	
91	ZEKIĆ Savo	3/15	20	0/6	1/2	1/2	0/1	0/2	1/2	
	TOTAL	8/47	17	0/14	3/10	3/9	1/5	1/4	1/5	0/0

Coach: **Đorđe Teodorović**

Number of attacks: 58, Efficiency: 52%, Average Duration: 35.47 seconds

Attack by type of defense

	Shots	9m	6m	Wing	TF	E7	E2
On def. 6-0	27/45	14/26	5/7	4/5	11	1	2
On def. 5-1	1/2	1/1	0/0	0/1	0	0	0
Fastbreak	1/2				0	0	0

Defense by type

	Total	9m	6m	Wing	Stl.	C7	2m
Def. 6-0	21/29	9/9	5/7	3/8	2	2	4
Def. 5-1	6/8	5/6	0/1	1/1	0	0	0
Def. 4-2	3/3	0/0	1/1	2/2	0	0	1
Def. 3-3	1/1	0/0	1/1	0/0	0	0	0
Def. press.	0/0	0/0	0/0	0/0	0	2	0
Fastbreak	4/5				0	0	0

Attack with superiority / minority / goalkeeper out

	Attack				Reaction		
	Att.	Eff.	Shots	TF	FB	LD	Tot.
6 on 6 (GK out)	6	67%	4/5	1	0/0	0/0	0/0
5 on 6 (GK out)	1	100%	1/1	0	0/0	0/0	0/0
6 on 6	43	44%	19/34	9			
5 on 6	1	0%	0/1	0			
7 on 5 (GK out)	1	100%	1/1	0	0/0	0/0	0/0
6 on 5 (GK out)	1	100%	1/1	0	0/0	1/1	1/1
6 on 5	5	80%	4/4	1			

Player superiority / GK out counted at the end of attack (in case it changes during attack)

Defense with superiority / minority / goalkeeper out

	Attack				Reaction		
	Att.	Eff.	Shots	TF	FB	LD	Tot.
6 on 6 (GK out)	2	50%	1/2	0	0/0	0/0	0/0
6 on 5 (GK out)	2	50%	1/1	1	0/0	0/0	0/0
5 on 6 (GK out)	1	0%	0/0	1	0/0	0/0	0/0
6 on 6	44	68%	30/37	7			
6 on 5	7	71%	5/7	0			
6 on 4	1	100%	1/1	0			
5 on 6	1	100%	1/1	0			
5 on 5	1	100%	1/1	0			

Numbers show attacking numbers of opponent. Lower efficiency of opponent means better defense of this team

Jersey number Tot. Total shooting 6m 6m (line) shooting 9m 9m shooting Wng Wing shooting FB Fastbreak sh. 7m 7m penalty sh.
 Brk. Breakthrough sh. LD Long distance sh. As. Assists PC Pass clear chance E7 Earned 7m pen. TF Technical faults St. Steals
 2m 2m punishments C7. Committed 7m E2 Earned 2m pun. YC. Yellow cards R/B Red/Blue cards Blk. Blocks S Starting Line-up



24th IHF Men's Junior (U21) World Championship

Germany / Greece
Final Round, Semifinals



Match Team Statistics

Match No. 111

Germany 40 - 30 Serbia

(17 - 15) (23 - 15)

1.7.2023. 18:00

Attendance: 5206

Max-Schmeling Halle

Referees: Youcef Belkhiri (ALG) / Sid Ali Hamidi (ALG)

Shot distribution by player

3 M. Papović

		1/1

4 U. Simić

1/1		2/2

5 M. Kos

1/1		0/1
1/1	1/1	3/5
1/1		2/3

1 miss. 1 block

6 B. Stanisavljević

2/2		0/1
1/2		1/1
1/1	1/1	1/1

3 block

8 V. Čabrilo

14 V. Antonijević

	0/1	

1 miss.

19 M. Dodić

0/1		1/1
1/1		1/1

1 miss.

21 D. Šmigić

0/1		

24 V. Čabrilo

25 S. Šijan

1/1		0/1
	0/2	
2/2		2/2

1 miss.

28 A. Damjanović

29 I. Milovanović

33 L. Rogan

0/1		
0/1		

35 B. Predović

2/2		

TOTAL

4/6		2/5
3/5	1/3	6/8
7/7	1/3	6/7

4 miss. 4 block

Saves distribution goalkeepers

77 L. Krivokapić

1/2		0/5
0/2		0/6
2/8	1/2	1/6

91 S. Zekić

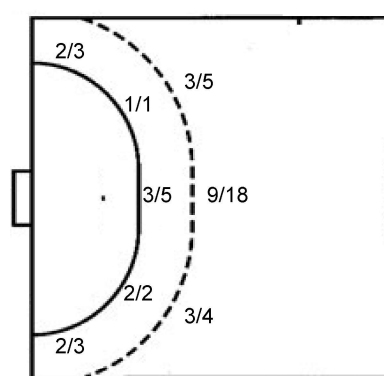
1/3		1/3
0/2		0/1
0/2	1/2	0/2

TOTAL

2/5		1/8
0/4		0/7
2/10	2/4	1/8

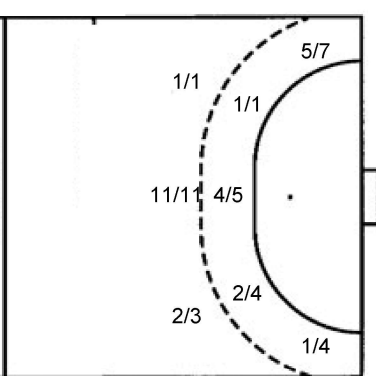
Shots by position

ATTACK



7m penalties 0/1
Fastbreak 1/2
Breakthrough 4/7
Long dist. 0/1

DEFENSE



7m penalties 4/5
Fastbreak 4/5
Breakthrough 4/5
Long dist. 1/1

Shooting statistics

Position	Goals	Sav.	Miss.	Post	Blk.	Total	%
Back (9m)	15	8	1	0	3	27	56
Line (6m)	6	2	0	0	0	8	75
Wing	4	1	1	0	0	6	67
7m penalties	0	1	0	0	0	1	0
Fastbreak	1	1	0	0	0	2	50
Breakthrough	4	1	2	0	0	7	57
Total	30	14	4	0	3	51	59

Jersey number Tot. Total shooting 6m 6m (line) shooting 9m 9m shooting Wng Wing shooting FB Fastbreak sh. 7m 7m penalty sh.
Brk. Breakthrough sh. LD Long distance sh. As. Assists PC Pass clear chance E7 Earned 7m pen. TF Technical faults St. Steals
2m 2m punishments C7. Committed 7m E2 Earned 2m pun. YC. Yellow cards R/B Red/Blue cards Blk. Blocks S Starting Line-up

Handball statistics and livescore by Toma-soft ltd (www.toma-soft.hr)



24th IHF Men's Junior (U21) World Championship

Germany / Greece Final Round, Semifinals



Match Team Statistics

Match No. 111

Germany 40 - 30 Serbia

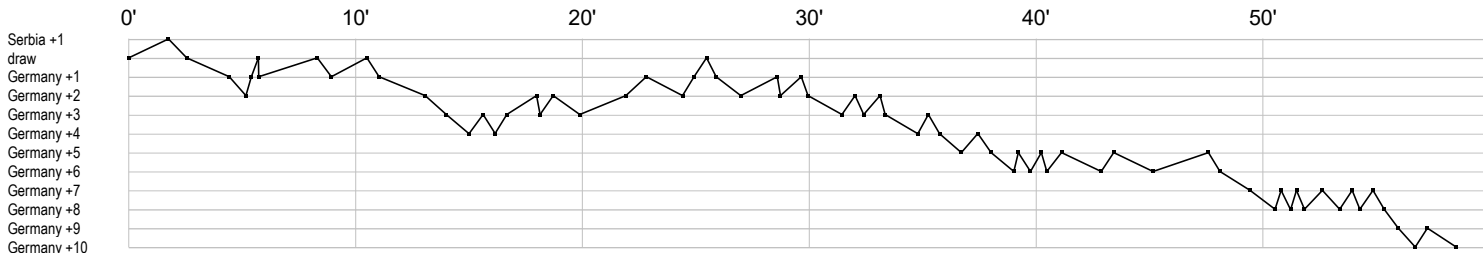
(17 - 15) (23 - 15)

1.7.2023. 18:00

Attendance: 5206

Max-Schmeling Halle


Referees: Youcef Belkhiri (ALG) / Sid Ali Hamidi (ALG)



Germany



Serbia



In game	g Goal scored	f Missed shot	a Assist	t Technical faults	b Steal
2 2min suspension	e Earned 7m	c Committed 7m	y Yellow card	r Red Card	k Blue card
i Earned 2min.	x Block	4 4min suspension	p Pass for clear chance	s Saved shot	r Received goal