



# 24th IHF Men's Junior (U21) World Championship

Germany / Greece  
Final Round, 17-20. place



Match Team Statistics  
Match No. 106

Norway 28 - 24 Slovenia  
(13 - 14) (15 - 10)

29.6.2023. 17:00  
Attendance: 50  
Rentis Sport Hall "Melina  
Merkouri"

Referees: Christian Hannes (GER) / David Hannes (GER)

## Norway

#	Surname and name	S	Goals / shots									Attack					Def.			Penalties				TP						
			Tot.	%	9m	6m	Wing	7m	FB	Brk.	LD	As.	PC	E7	E2	TF	St.	C7	Blk	YC	2m	R	B							
1	TRYGGESTAD Sivert Jonson																													13:14
3	JOHNSEN Erlend		0/1	0				0/1																						
5	GRAM Preben		2/4	50				2/3							0/1															12:59
10	HOINESS Aleksander	S	5/9	56	4/8																									54:28
12	IBSEN Henrik	S																												41:23
13	OTTESEN Sverre																													
14	LARSEN Lars Eirik	S	3/5	60				3/5																						28:51
18	BERG Benjamin	S	3/11	27	3/9										0/2															49:56
24	KNUTSEN Tord Lea	S	2/6	33	2/6																									30:30
25	STANKIEWICZ Ebbe	S	4/4	100																										57:45
26	PETRZELA Jakub		2/2	100				2/2																						10:20
29	STENERSEN Thomas																													32:37
30	SOLHEIM Sondre Mikal																													9:25
32	HAUGLI Even	S	5/6	83				4/4																						47:17
33	HÖGDAHL Lars Linus		2/5	40	1/2										1/3															31:15
34	GRAN Hans																													
	Team / bench																													
	UKUPNO		28/53	53	10/25	5/7	9/11	1/1	2/3	1/5	0/1	16	5	1	3	8	1	2	0	2	5	0	0							

#	Surname and name	Saves / shots								
		Tot.	%	9m	6m	Wing	7m	FB	Brk.	LD
1	TRYGGESTAD Sivert Jonson	4/9	44	0/3					1/1	3/5
12	IBSEN Henrik	9/28	32	6/13	0/7	0/1	2/2			1/5
34	GRAN Hans									
	TOTAL	13/37	35	6/16	0/7	0/1	2/2	1/1	4/10	0/0

Coach: Zarko Pejovic

Number of attacks: 58, Efficiency: 48%, Average Duration: 33.38 seconds

### Attack by type of defense

	Shots	9m	6m	Wing	TF	E7	E2
On def. 6-0	25/48	10/25	5/7	9/11	8	1	3
Fastbreak	2/3				0	0	0

### Defense by type

	Total	9m	6m	Wing	Stl.	C7	2m
Def. 6-0	24/36	10/16	7/8	1/2	1	2	5
Fastbreak	0/1				0	0	0

### Attack with superiority / minority / goalkeeper out

	Attack				Reaction		
	Att.	Eff.	Shots	TF	FB	LD	Tot.
7 on 6 (GK out)	3	67%	2/3	0	0/0	0/0	0/0
6 on 6 (GK out)	6	17%	1/5	1	0/0	0/0	0/0
6 on 6	41	44%	18/34	7			
6 on 5	7	86%	6/7	0			
5 on 6	1	100%	1/1	0			

Player superiority / GK out counted at the end of attack (in case it changes during attack)

### Defense with superiority / minority / goalkeeper out

	Attack				Reaction		
	Att.	Eff.	Shots	TF	FB	LD	Tot.
6 on 6 (GK out)	7	57%	4/5	2	0/0	0/1	0/1
6 on 6	41	41%	17/27	14			
5 on 6	1	0%	0/1	0			
6 on 5	9	33%	3/4	5			

Numbers show attacking numbers of opponent. Lower efficiency of opponent means better defense of this team

# Jersey number Tot. Total shooting 6m 6m (line) shooting 9m 9m shooting Wng Wing shooting FB Fastbreak sh. 7m 7m penalty sh.  
 Brk. Breakthrough sh. LD Long distance sh. As. Assists PC Pass clear chance E7 Earned 7m pen. TF Technical faults St. Steals  
 2m 2m punishments C7. Committed 7m E2 Earned 2m pun. YC. Yellow cards R/B Red/Blue cards Blk. Blocks S Starting Line-up



# 24th IHF Men's Junior (U21) World Championship

Germany / Greece  
Final Round, 17-20. place



## Match Team Statistics

Match No. 106

## Norway 28 - 24 Slovenia

(13 - 14) (15 - 10)

29.6.2023. 17:00

Attendance: 50

Rentis Sport Hall "Melina  
Merkouri"

Referees: Christian Hannes (GER) / David Hannes (GER)

### Shot distribution by player

#### 3 E. Johnsen

	0/1	

#### 5 P. Gram

1/1		1/1

1 post 1 miss.

#### 10 A. Hoiness

2/2	1/1	
1/1		1/1

1 post 2 miss. 1 block

#### 13 S. Ottesen


#### 14 L. Larsen

		1/1
0/1		
	2/2	0/1

#### 18 B. Berg

		0/2
0/1		0/1
2/2		1/3

1 post 1 miss.

#### 24 T. Knutsen

0/1		
	1/1	1/1

2 post 1 block

#### 25 E. Stankiewicz

		2/2
		1/1

1/1 lob

#### 26 J. Petrzela

1/1		1/1

#### 29 T. Stenersen


#### 30 S. Solheim


#### 32 E. Haugli

0/1		3/3
1/1		1/1

#### 33 L. Högdahl

1/1		
	0/1	1/2

1 miss.

#### TOTAL

2/3	1/2	6/8
1/4		1/2
6/6	3/4	7/11

5 post 5 miss. 2 block 1/1 lob

### Saves distribution goalkeepers

#### 1 S. Tryggestad

0/1	1/1	
1/2		1/2
1/2		0/1

#### 12 H. Ibsen

1/4		0/2
1/2	3/3	1/1
1/8	1/3	1/5

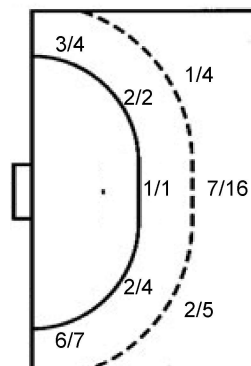
#### 34 H. Gran


#### TOTAL

1/5	1/1	0/2
2/4	3/3	2/3
2/10	1/3	1/6

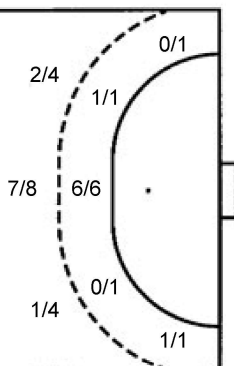
### Shots by position

#### ATTACK



7m penalties 1/1  
Fastbreak 2/3  
Breakthrough 1/5  
Long dist. 0/1

#### DEFENSE



7m penalties 0/2  
Fastbreak 0/1  
Breakthrough 6/10  
Long dist. 0/0

### Shooting statistics

Position	Goals	Sav.	Miss.	Post	Blk.	Total	%
Back (9m)	10	6	3	4	2	25	40
Line (6m)	5	2	0	0	0	7	71
Wing	9	1	0	1	0	11	82
7m penalties	1	0	0	0	0	1	100
Fastbreak	2	1	0	0	0	3	67
Breakthrough	1	3	1	0	0	5	20
<b>Total</b>	<b>28</b>	<b>13</b>	<b>4</b>	<b>5</b>	<b>2</b>	<b>52</b>	<b>54</b>

# Jersey number Tot. Total shooting 6m 6m (line) shooting 9m 9m shooting Wng Wing shooting FB Fastbreak sh. 7m 7m penalty sh.  
Brk. Breakthrough sh. LD Long distance sh. As. Assists PC Pass clear chance E7 Earned 7m pen. TF Technical faults St. Steals  
2m 2m punishments C7. Committed 7m E2 Earned 2m pun. YC. Yellow cards R/B Red/Blue cards Blk. Blocks S Starting Line-up

Handball statistics and livescore by Toma-soft ltd (www.toma-soft.hr)



# 24th IHF Men's Junior (U21) World Championship

Germany / Greece  
Final Round, 17-20. place



Match Team Statistics

Match No. 106

## Norway 28 - 24 Slovenia

(13 - 14) (15 - 10)

29.6.2023. 17:00

Attendance: 50

Rentis Sport Hall "Melina  
Merkouri"

Referees: Christian Hannes (GER) / David Hannes (GER)

### Slovenia

Players		Goals / shots									Attack				Def.			Penalties				TP			
#	Surname and name	S	Tot.	%	9m	6m	Wing	7m	FB	Brk.	LD	As.	PC	E7	E2	TF	St.	C7	Blk	YC	2m		R	B	
3	ŠKRINJAR Denis		3/3	100		3/3									1		1								14:30
4	MLIVIĆ Tarik	S	8/12	67	4/6	1/1		0/1	0/1	3/3						2	4			1					49:45
6	VELIĆ Tarik		1/3	33	0/2					1/1		2	1												14:09
8	JANC Mitja		0/4	0	0/1					0/3		2				2	1		1			1			34:09
9	LUKMAN Jure		0/1	0						0/1						1									6:11
12	ZUPANČIĆ Luka	S																							24:37
13	SORŠAK Jaka	S	2/3	67	1/2					1/1		1		1	1	3	1								37:15
14	LEVSTEK Aljaž	S	0/1	0			0/1															1			14:33
16	RAUH Žan																								32:40
18	ROT Juš	S	2/2	100		1/1	1/1									1									55:28
19	KACIČNIK Vid																					1			46:29
20	MAJCEN Anej																								
21	GREGORIĆ Leon																								
22	ŠILC Ožbej	S	2/2	100		2/2										5						1			47:43
23	MIKLAVEC Vid	S	6/8	75	5/5	0/1		0/1		1/1		6	2		1	4	1	1							42:31
	Team / bench																								
	UKUPNO		24/39	62	10/16	7/8	1/2	0/2	0/1	6/10	0/0	11	3	2	4	21	3	1	2	0	4	0	0		

Goalkeepers		Saves / shots								
#	Surname and name	Tot.	%	9m	6m	Wing	7m	FB	Brk.	LD
12	ZUPANČIĆ Luka	7/23	30	3/11	1/3	0/4	0/1	1/1	2/3	
16	RAUH Žan	6/18	33	3/5	1/4	1/6		0/2	1/1	
	TOTAL	13/41	32	6/16	2/7	1/10	0/1	2/3	3/4	0/0

Coach: Saša Praprotnik

Number of attacks: 58, Efficiency: 41%, Average Duration: 28.19 seconds

### Attack by type of defense

	Shots	9m	6m	Wing	TF	E7	E2
On def. 6-0	24/36	10/16	7/8	1/2	21	2	4
Fastbreak	0/1				0	0	0

### Defense by type

	Total	9m	6m	Wing	Stl.	C7	2m
Def. 6-0	25/48	10/25	5/7	9/11	3	1	3
Def. press.	0/0	0/0	0/0	0/0	0	0	1
Fastbreak	2/3				0	0	0

### Attack with superiority / minority / goalkeeper out

	Attack				Reaction		
	Att.	Eff.	Shots	TF	FB	LD	Tot.
6 on 6 (GK out)	7	57%	4/5	2	0/0	0/1	0/1
6 on 6	41	41%	17/27	14			
5 on 6	1	0%	0/1	0			
6 on 5	9	33%	3/4	5			

Player superiority / GK out counted at the end of attack (in case it changes during attack)

### Defense with superiority / minority / goalkeeper out

	Attack				Reaction		
	Att.	Eff.	Shots	TF	FB	LD	Tot.
7 on 6 (GK out)	3	67%	2/3	0	0/0	0/0	0/0
6 on 6 (GK out)	6	17%	1/5	1	0/0	0/0	0/0
6 on 6	41	44%	18/34	7			
6 on 5	7	86%	6/7	0			
5 on 6	1	100%	1/1	0			

Numbers show attacking numbers of opponent. Lower efficiency of opponent means better defense of this team

# Jersey number Tot. Total shooting 6m 6m (line) shooting 9m 9m shooting Wng Wing shooting FB Fastbreak sh. 7m 7m penalty sh.  
Brk. Breakthrough sh. LD Long distance sh. As. Assists PC Pass clear chance E7 Earned 7m pen. TF Technical faults St. Steals  
2m 2m punishments C7. Committed 7m E2 Earned 2m pun. YC. Yellow cards R/B Red/Blue cards Blk. Blocks S Starting Line-up

Handball statistics and livescore by Toma-soft ltd (www.toma-soft.hr)



# 24th IHF Men's Junior (U21) World Championship

Germany / Greece  
Final Round, 17-20. place



Match Team Statistics

Match No. 106

## Norway 28 - 24 Slovenia

(13 - 14) (15 - 10)

29.6.2023. 17:00

Attendance: 50

Rentis Sport Hall "Melina  
Merkouri"

Referees: Christian Hannes (GER) / David Hannes (GER)

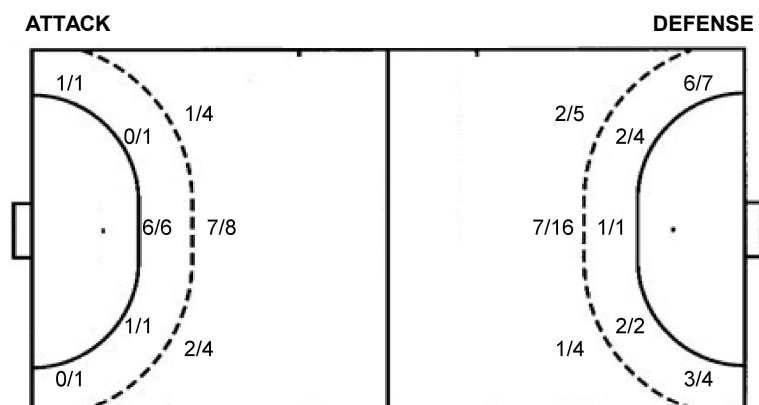
### Shot distribution by player

3 D. Škrinjar	4 T. Mlivić	6 T. Velić	8 M. Janc	9 J. Lukman	13 J. Soršak	14 A. Levstek
	1/1	1/1	0/1	0/1		
	1/2	0/1	0/1		1/1	
1/1	4/4	0/1	0/1	0/1	1/1	
						1 miss.
18 J. Rot	19 V. Kačičnik	20 A. Majcen	21 L. Gregorič	22 O. Šilc	23 V. Miklavc	TOTAL
					2/2	4/5
					1/1	0/1
2/2				2/2	1/2	2/4
					2/2	0/3
						8/10
					1 post	2/3
						5/6
						1 post 1 miss.

### Saves distribution goalkeepers

12 L. Zupančič	16 Ž. Rauh	TOTAL
1/3	1/1	1/3
0/1	0/3	1/2
2/5		2/8
1/1	2/3	3/4
	0/1	1/2
0/2	0/4	0/6
0/2	1/2	1/4
2/7	2/4	4/11

### Shots by position



7m penalties 0/2  
Fastbreak 0/1  
Breakthrough 6/10  
Long dist. 0/0

7m penalties 1/1  
Fastbreak 2/3  
Breakthrough 1/5  
Long dist. 0/1

### Shooting statistics

Position	Goals	Sav.	Miss.	Post	Blk.	Total	%
Back (9m)	10	6	0	0	0	16	63
Line (6m)	7	0	0	1	0	8	88
Wing	1	0	1	0	0	2	50
7m penalties	0	2	0	0	0	2	0
Fastbreak	0	1	0	0	0	1	0
Breakthrough	6	4	0	0	0	10	60
<b>Total</b>	<b>24</b>	<b>13</b>	<b>1</b>	<b>1</b>	<b>0</b>	<b>39</b>	<b>62</b>

# Jersey number Tot. Total shooting 6m 6m (line) shooting 9m 9m shooting Wng Wing shooting FB Fastbreak sh. 7m 7m penalty sh.  
Brk. Breakthrough sh. LD Long distance sh. As. Assists PC Pass clear chance E7 Earned 7m pen. TF Technical faults St. Steals  
2m 2m punishments C7. Committed 7m E2 Earned 2m pun. YC. Yellow cards R/B Red/Blue cards Blk. Blocks S Starting Line-up

