



24th IHF Men's Junior (U21) World Championship

Germany / Greece
Final Round, 29-32. place



Match Team Statistics
Match No. 103

Chile 27 - 18 Greenland
(11 - 8) (16 - 10)

29.6.2023. 11:00
Attendance: 50
Rentis Sport Hall "Melina
Merkouri"

Referees: Mihail Pirvu (ROU) / Radu Potirniche (ROU)

Chile

#	Surname and name	S	Goals / shots									Attack					Def.			Penalties				TP					
			Tot.	%	9m	6m	Wing	7m	FB	Brk.	LD	As.	PC	E7	E2	TF	St.	C7	Blk	YC	2m	R	B						
3	PUELMA Sebastián		1/3	33			0/1					1/2			1	4				2	2								19:05
9	OYARZUN Cristóbal		8/8	100	3/3						1/1	4/4			3					1	1								26:52
11	ORELLANA Alberto	S													1	1	1									2			26:16
12	BARRIOS Benjamín	S	2/2	100	1/1				1/1							1				1									13:24
14	MENANTEAU Esteban		1/1	100									1/1		1														36:49
17	CEBALLOS Camilo	S	1/3	33	0/1	0/1					1/1			1						2									37:06
18	MONTECINO Daniel	S	2/5	40	1/1	0/1			1/1		0/2			2	1				2	2		1				2			36:49
19	JN CHARLES Jonas		1/1	100	1/1											1	1	1	1	1									26:49
21	OLGUÍN Joaquín		2/3	67				2/3												1	1								25:27
23	BUSTAMANTE Gonzalo		1/1	100		1/1										1				2	1						1		29:38
24	PINO Jovani	S	1/3	33			1/2			0/1										1									28:00
26	HERNÁNDEZ Camilo		0/1	0	0/1									1	1														17:05
27	CASTRO Renato	S	1/2	50			1/2																						33:05
28	SCARAMELLI Luciano		6/7	86			2/3	2/2	2/2					1							2								28:47
33	HUARACÁN Rodolfo		0/1	0						0/1				1						4									17:12
76	ROSALES Alejandro	S																											17:36
	Team / bench																												
	UKUPNO		27/41	66	6/8	1/3	6/11	4/4	3/5	6/9	1/1			11	8	4	3	18	8	1	0	0	5	0	0				

#	Surname and name	Saves / shots								
		Tot.	%	9m	6m	Wing	7m	FB	Brk.	LD
14	MENANTEAU Esteban	14/26	54	9/12	1/4	1/1	1/1	0/5	2/3	
76	ROSALES Alejandro	0/6	0	0/1		0/2		0/1	0/1	0/1
	TOTAL	14/32	44	9/13	1/4	1/3	1/1	0/6	2/4	0/1

Coach: Aitor Echaburu

Number of attacks: 59, Efficiency: 46%, Average Duration: 34.70 seconds

Attack by type of defense

	Shots	9m	6m	Wing	TF	E7	E2
On def. 6-0	17/23	6/7	1/2	5/7	11	4	3
On def. 5-1	1/4	0/1	0/0	0/1	4	0	0
On def. 4-2	0/3	0/0	0/1	0/2	0	0	0
On def. 3-3	0/0	0/0	0/0	0/0	3	0	0
On def. press.	1/1	0/0	0/0	1/1	0	0	0
Fastbreak	3/5				0	0	0

Defense by type

	Total	9m	6m	Wing	Stl.	C7	2m
Def. 6-0	11/33	4/20	3/4	2/5	8	1	5
Fastbreak	6/6				0	0	0

Defense with superiority / minority / goalkeeper out

	Attack				Reaction		
	Att.	Eff.	Shots	TF	FB	LD	Tot.
6 on 6 (GK out)	3	0%	0/2	1	0/0	1/1	1/1
6 on 6	45	31%	14/28	17			
5 on 6	2	0%	0/1	1			
6 on 5 (GK out)	1	100%	1/1	0	0/0	0/0	0/0
6 on 5	10	30%	3/5	5			

Numbers show attacking numbers of opponent. Lower efficiency of opponent means better defense of this team

Attack with superiority / minority / goalkeeper out

	Attack				Reaction		
	Att.	Eff.	Shots	TF	FB	LD	Tot.
7 on 6 (GK out)	1	0%	0/0	1	0/0	0/0	0/0
6 on 6 (GK out)	6	17%	1/3	3	1/1	1/1	2/2
6 on 5 (GK out)	2	50%	1/2	0	0/0	0/0	0/0
6 on 6	43	44%	19/30	13			
6 on 5	5	80%	4/4	1			
6 on 4	1	100%	1/1	0			
5 on 6	1	100%	1/1	0			

Player superiority / GK out counted at the end of attack (in case it changes during attack)

Jersey number Tot. Total shooting 6m 6m (line) shooting 9m 9m shooting Wng Wing shooting FB Fastbreak sh. 7m 7m penalty sh.
Brk. Breakthrough sh. LD Long distance sh. As. Assists PC Pass clear chance E7 Earned 7m pen. TF Technical faults St. Steals
2m 2m punishments C7. Committed 7m E2 Earned 2m pun. YC. Yellow cards R/B Red/Blue cards Blk. Blocks S Starting Line-up

Handball statistics and livescore by Toma-soft ltd (www.toma-soft.hr)



24th IHF Men's Junior (U21) World Championship

Germany / Greece
Final Round, 29-32. place



Match Team Statistics

Match No. 103

Chile 27 - 18 Greenland

(11 - 8) (16 - 10)

29.6.2023. 11:00

Attendance: 50

Rentis Sport Hall "Melina
Merkouri"

Referees: Mihail Pirvu (ROU) / Radu Potirniche (ROU)

Shot distribution by player

3 S. Puelma

0/1		
1/1		

1 post

9 C. Oyarzún

		1/1
2/2		5/5

11 A. Orellana

12 B. Barrios

1/1		1/1

17 C. Ceballos

1/1		

1 post 1 miss.

18 D. Montecino

		1/2
		0/1
1/1		

1 post

19 J. Jn Charles

		1/1

21 J. Olguín

		1/1

1 post 1/1 lob

23 G. Bustamante

1/1		

24 J. Pino

		0/1
1/1	0/1	

26 C. Hernández

1 miss.

27 R. Castro

1 post 1/1 lob

28 L. Scaramelli

		1/1
1/1		4/5

33 R. Huaracán

		0/1

TOTAL

	0/1	4/5
1/2		1/3
8/8	0/1	10/11

5 post 2 miss. 2/2 lob

Saves distribution goalkeepers

14 E. Menanteau

0/1		2/3
4/5	1/1	2/4
4/9	0/1	1/2

76 A. Rosales

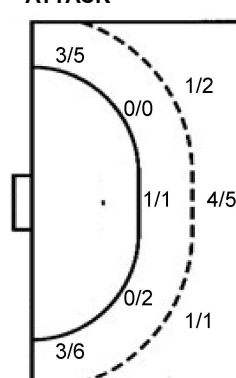
		0/1
	0/1	
0/1		0/3

TOTAL

0/1		2/4
4/5	1/2	2/4
4/10	0/1	1/5

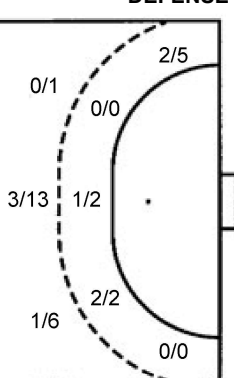
Shots by position

ATTACK



7m penalties 4/4
Fastbreak 3/5
Breakthrough 6/9
Long dist. 1/1

DEFENSE



7m penalties 0/1
Fastbreak 6/6
Breakthrough 2/4
Long dist. 1/1

Shooting statistics

Position	Goals	Sav.	Miss.	Post	Blk.	Total	%
Back (9m)	6	0	1	1	0	8	75
Line (6m)	1	1	1	0	0	3	33
Wing	6	2	0	3	0	11	55
7m penalties	4	0	0	0	0	4	100
Fastbreak	3	2	0	0	0	5	60
Breakthrough	6	2	0	1	0	9	67
Total	26	7	2	5	0	40	65

Jersey number Tot. Total shooting 6m 6m (line) shooting 9m 9m shooting Wng Wing shooting FB Fastbreak sh. 7m 7m penalty sh.
Brk. Breakthrough sh. LD Long distance sh. As. Assists PC Pass clear chance E7 Earned 7m pen. TF Technical faults St. Steals
2m 2m punishments C7. Committed 7m E2 Earned 2m pun. YC. Yellow cards R/B Red/Blue cards Blk. Blocks S Starting Line-up

Handball statistics and livescore by Toma-soft ltd (www.toma-soft.hr)



24th IHF Men's Junior (U21) World Championship

Germany / Greece
Final Round, 29-32. place



Match Team Statistics

Match No. 103

Chile 27 - 18 Greenland

(11 - 8) (16 - 10)

29.6.2023. 11:00

Attendance: 50

Rentis Sport Hall "Melina
Merkouri"

Referees: Mihail Pirvu (ROU) / Radu Potirniche (ROU)

Shot distribution by player

2 S. Jensen

3 A. Jakobsen

		0/1
1/1		

1 miss.

5 K. Nielsen Isaksen

1/1		

6 A. Lennert

1/1		0/1
1/3	0/1	
1/2		1/2

2 post

7 K. Fleischer

		0/1
		1/1

1 miss.

8 M. Rosing

		1/1
0/1		
0/1		1/1

1 miss.

9 N. Andersen

1 miss.

11 M. Rosing

		1/1
2/2	1/1	

1 post 2 miss.

15 M. Lyng

17 S. Moller

	1/1	1/2
0/1		1/1

21 P. Lyng

		1/1
0/1		
1/1		

24 K. Nielsen

27 C. Johansen

0/1		

TOTAL

1/1		2/4
1/5	1/2	2/4
6/10	1/1	4/5

3 post 6 miss.

Saves distribution goalkeepers

1 B. Andersen

12 H. Hansen

		0/2
1/1	0/1	1/1
0/8		1/10

16 S. Geisler

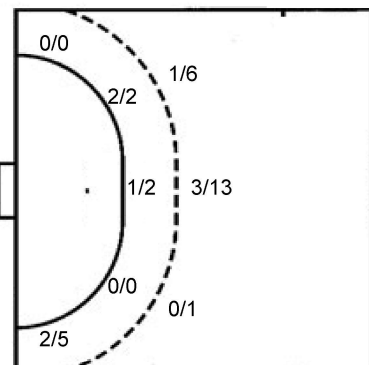
	1/1	1/3
0/1		1/2
	1/1	0/1

TOTAL

	1/1	1/5
1/2	0/1	2/3
0/8	1/1	1/11

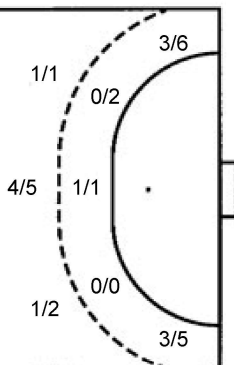
Shots by position

ATTACK



7m penalties	0/1
Fastbreak	6/6
Breakthrough	2/4
Long dist.	1/1

DEFENSE



7m penalties	4/4
Fastbreak	3/5
Breakthrough	6/9
Long dist.	1/1

Shooting statistics

Position	Goals	Sav.	Miss.	Post	Blk.	Total	%
Back (9m)	4	9	4	3	0	20	20
Line (6m)	3	1	0	0	0	4	75
Wing	2	1	2	0	0	5	40
7m penalties	0	1	0	0	0	1	0
Fastbreak	6	0	0	0	0	6	100
Breakthrough	2	2	0	0	0	4	50
Total	17	14	6	3	0	40	43

Jersey number Tot. Total shooting 6m 6m (line) shooting 9m 9m shooting Wng Wing shooting FB Fastbreak sh. 7m 7m penalty sh.
Brk. Breakthrough sh. LD Long distance sh. As. Assists PC Pass clear chance E7 Earned 7m pen. TF Technical faults St. Steals
2m 2m punishments C7. Committed 7m E2 Earned 2m pun. YC. Yellow cards R/B Red/Blue cards Blk. Blocks S Starting Line-up

Handball statistics and livescore by Toma-soft ltd (www.toma-soft.hr)



24th IHF Men's Junior (U21) World Championship

Germany / Greece
Final Round, 29-32. place

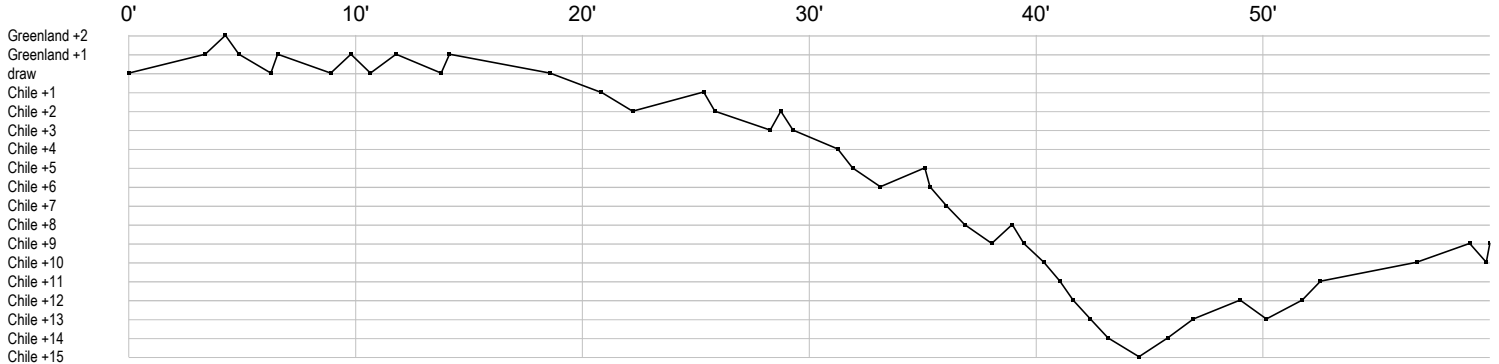


Match Team Statistics
Match No. 103


Chile 27 - 18 Greenland
(11 - 8) (16 - 10)

29.6.2023. 11:00
Attendance: 50
Rentis Sport Hall "Melina
Merkouri"

Referees: Mihail Pirvu (ROU) / Radu Potirniche (ROU)



Chile



Greenland



In game	g Goal scored	f Missed shot	a Assist	t Technical faults	b Steal
2 2min suspension	e Eearned 7m	c Committed 7m	y Yellow card	r Red Card	k Blue card
i Eearned 2min.	x Block	4 4min suspension	p Pass for clear chance	s Saved shot	r Received goal