



24th IHF Men's Junior (U21) World Championship

Germany / Greece

Group D, 1. round



Match Team Statistics

Match No. 1

Faroe Islands 34 - 21 Angola

(18 - 8) (16 - 13)

20.6.2023. 11:00

Attendance: 1200

GETEC Arena

Referees: Danielo Bozhinovski (MKD) / Viktor Nachevski (MKD)

Faroe Islands

#	Surname and name	S	Goals / shots							Attack				Def.			Penalties				TP			
			Tot.	%	9m	6m	Wing	7m	FB	Brk.	LD	As.	PC	E7	E2	TF	St.	C7	Blk	YC		2m	R	B
1	JACOBSEN Pauli	S										3												28:08
4	SELVINDI Bjarni		4/4	100	2/2	1/1				1/1		2	1	1	1	2	1							24:09
8	HANSEN Bogi		2/3	67		0/1	2/2							2	1	1								40:01
17	JENSEN Kristian		4/5	80		4/5																		15:53
21	HOJ Pauli		0/1	0			0/1									1			1					37:02
22	LACOK Aleksandar		1/1	100						1/1						1								25:20
23	LUTZEN Ovi		1/1	100		1/1										1			1		1			32:37
47	VEDELSBOL Isak	S	1/2	50		0/1				1/1	1													25:57
54	BJORGVIN Kristoffur	S									1					1					1			26:25
61	MITTUN Pauli	S	1/1	100	1/1											1								8:29
63	SLYNE Brian		1/1	100		1/1					1	1			3									17:21
71	A SKIPAGOTU Elias Ellefsen		8/8	100	1/1			3/3		4/4	1	1		1	5		1							14:16
73	DJURHUUS Janus Dam	S	2/2	100			1/1		1/1												1			24:42
75	A SKIPAGOTU Rói Ellefsen		4/5	80	3/4						1/1	4	1			4	2							36:15
80	OLAFSSON Sveinur	S	0/1	0						0/1						2						2		43:46
88	WEST AV TEIGUM Hákun	S	5/5	100	1/1		1/1		3/3		1													19:39
	Team / bench																							
	UKUPNO		34/40	85	8/9	7/10	4/5	3/3	4/4	5/6	3/3	14	4	3	3	21	4	1	2	0	5	0	0	

#	Surname and name	Saves / shots								
		Tot.	%	9m	6m	Wing	7m	FB	Brk.	LD
1	JACOBSEN Pauli	13/22	59	7/9	4/8	1/4	1/1			
22	LACOK Aleksandar	6/18	33	3/7	1/4			0/1	1/5	1/1
	TOTAL	19/40	48	10/16	5/12	1/4	1/1	0/1	1/5	1/1

Coach: Julian Johansen

Number of attacks: 61, Efficiency: 56%, Average Duration: 27.17 seconds

Attack by type of defense

	Shots	9m	6m	Wing	TF	E7	E2
On def. 6-0	11/13	4/4	0/1	3/3	7	1	1
On def. 5-1	2/2	1/1	0/0	0/0	2	0	0
On def. 4-2	9/13	3/4	5/7	1/2	12	2	2
On def. 3-3	2/2	0/0	2/2	0/0	0	0	0
Fastbreak	4/4				0	0	0

Defense by type

	Total	9m	6m	Wing	Stl.	C7	2m
Def. 6-0	6/15	2/7	2/5	1/2	1	0	3
Def. 5-1	14/27	4/11	5/10	2/2	3	1	2
Fastbreak	1/1				0	0	0

Defense with superiority / minority / goalkeeper out

	Attack				Reaction		
	Att.	Eff.	Shots	TF	FB	LD	Tot.
7 on 6 (GK out)	12	42%	5/9	3	1/1	1/1	2/2
6 on 6 (GK out)	5	0%	0/0	5	0/0	2/2	2/2
6 on 6	32	34%	11/22	10			
5 on 6	1	100%	1/1	0			
6 on 5	10	40%	4/8	2			

Numbers show attacking numbers of opponent. Lower efficiency of opponent means better defense of this team

Attack with superiority / minority / goalkeeper out

	Attack				Reaction		
	Att.	Eff.	Shots	TF	FB	LD	Tot.
7 on 6 (GK out)	4	50%	2/2	2	0/0	0/1	0/1
6 on 6 (GK out)	5	60%	3/3	2	0/0	0/1	0/1
6 on 6	42	55%	23/27	15			
6 on 5	8	63%	5/7	1			
5 on 6	2	50%	1/1	1			

Player superiority / GK out counted at the end of attack (in case it changes during attack)

Jersey number Tot. Total shooting 6m 6m (line) shooting 9m 9m shooting Wng Wing shooting FB Fastbreak sh. 7m 7m penalty sh.
 Brk. Breakthrough sh. LD Long distance sh. As. Assists PC Pass clear chance E7 Earned 7m pen. TF Technical faults St. Steals
 2m 2m punishments C7. Committed 7m E2 Earned 2m pun. YC. Yellow cards R/B Red/Blue cards Blk. Blocks S Starting Line-up



24th IHF Men's Junior (U21) World Championship

Germany / Greece

Group D, 1. round



Match Team Statistics

Match No. 1

Faroe Islands 34 - 21 Angola

(18 - 8) (16 - 13)

20.6.2023. 11:00

Attendance: 1200

GETEC Arena

Referees: Danielo Bozhinovski (MKD) / Viktor Nachevski (MKD)

Shot distribution by player

4 B. Selvindi	8 B. Hansen	17 K. Jensen	21 P. Hoj	23 O. Lutzen	47 Í. Vedelsbol	54 K. Bjorgvin
1/1		1/1			0/1	
1/1		0/1 1/1		1/1		
2/2	1/1 0/1	2/2	0/1		1/1	

61 P. Mittun	63 B. Slyne	71 E. Á Skipagotu	73 J. Djurhuus	75 R. Á Skipagotu	80 S. Olafsson	88 H. West Av Teigum
		2/2		1/1 1/1		1/1
		2/2 1/1 3/3	1/1	1/1 0/1	0/1	
			1/1	1/1		2/2 2/2

TOTAL

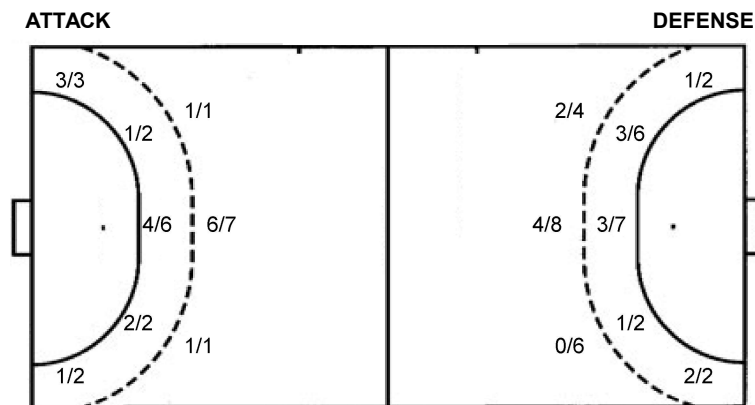
1/2	1/1	3/4
4/4	0/2	2/2
8/9	5/5	5/6

4/4 lob

Saves distribution goalkeepers

1 P. Jacobsen	22 A. Lacok	TOTAL
1/1	0/1 2/4	1/2 2/4
2/3 1/1 2/4	1/2 2/3	3/5 1/1 4/7
4/6 2/5 1/2	0/5 1/3	4/11 2/5 2/5

Shots by position



7m penalties 3/3
Fastbreak 4/4
Breakthrough 5/6
Long dist. 3/3

7m penalties 0/1
Fastbreak 1/1
Breakthrough 4/5
Long dist. 0/3

Shooting statistics

Position	Goals	Sav.	Miss.	Post	Blk.	Total	%
Back (9m)	8	1	0	0	0	9	89
Line (6m)	7	3	0	0	0	10	70
Wing	4	1	0	0	0	5	80
7m penalties	3	0	0	0	0	3	100
Fastbreak	4	0	0	0	0	4	100
Breakthrough	5	1	0	0	0	6	83
Total	31	6	0	0	0	37	84

Jersey number Tot. Total shooting 6m 6m (line) shooting 9m 9m shooting Wng Wing shooting FB Fastbreak sh. 7m 7m penalty sh.
Brk. Breakthrough sh. LD Long distance sh. As. Assists PC Pass clear chance E7 Earned 7m pen. TF Technical faults St. Steals
2m 2m punishments C7. Committed 7m E2 Earned 2m pun. YC. Yellow cards R/B Red/Blue cards Blk. Blocks S Starting Line-up



24th IHF Men's Junior (U21) World Championship

Germany / Greece

Group D, 1. round



Match Team Statistics

Match No. 1

Faroe Islands 34 - 21 Angola

(18 - 8) (16 - 13)

20.6.2023. 11:00

Attendance: 1200

GETEC Arena

Referees: Danielo Bozhinovski (MKD) / Viktor Nachevski (MKD)

Angola

#	Surname and name	S	Goals / shots								Attack					Def.			Penalties				TP				
			Tot.	%	9m	6m	Wing	7m	FB	Brk.	LD	As.	PC	E7	E2	TF	St.	C7	Blk	YC	2m	R		B			
1	SALVADOR Virgilio Joao																										9:20
2	FIGUEIREDO Sergio Wagner Constantino Anib		3/6	50	2/2	1/3					0/1		2	1			5		1							1	42:44
5	DOMINGOS Paulo Gaspar	S	2/2	100			2/2										1										50:22
7	LISBOA Cristovao Teca		2/2	100			1/1		1/1																		35:54
8	CHICOLA José Patricio De Carvalho	S	4/6	67		4/6									1		1	1							2	52:23	
9	PEDRO Nelson Domingos	S	0/1	0			0/1																				21:11
10	SEBASTIAO Gabriel Garcia	S	1/6	17	0/2	1/3		0/1					2	1		1											25:03
11	JOSÉ Ruben Gonçalves Ledi	S	5/9	56	1/4	1/1				3/3	0/1		4	1	1	1	6	1									49:53
13	YAMBI David Tumba		0/1	0							0/1																5:21
16	GONGA Paulo Guiezi																	1									34:52
19	GOMES Estevo Nzuzi Da Silva		0/1	0	0/1																						3:21
22	JOAO Euclides Faustino Cativa		0/3	0	0/2	0/1											2										16:48
29	CHIQUETE Elias Gomes												1														13:47
30	DOMINGOS Pedro José	S	3/6	50	2/5				1/1								3		1						1	29:04	
35	DOMINGOS Reginaldo Manuel	S	1/4	25	1/2	0/1					0/1		1				2									21:27	
99	PEDRO Mateus De Almeida															1			1								8:30
	Team / bench																										
	UKUPNO		21/47	45	6/18	7/15	3/4	0/1	1/1	4/5	0/3		10	3	2	3	20	4	3	0	0	4	0	0			

#	Surname and name	Saves / shots								
		Tot.	%	9m	6m	Wing	7m	FB	Brk.	LD
1	SALVADOR Virgilio Joao	2/8	25	0/1	1/5	1/2				
16	GONGA Paulo Guiezi	4/32	13	1/8	2/5	0/3	0/4	1/6	0/3	
	TOTAL	6/40	15	1/9	3/10	1/5	0/3	0/4	1/6	

Coach: **Wiliam António Sebastiao De Almeida**

Number of attacks: 60, Efficiency: 35%, Average Duration: 33.95 seconds

Attack by type of defense

	Shots	9m	6m	Wing	TF	E7	E2
On def. 6-0	6/15	2/7	2/5	1/2	6	0	2
On def. 5-1	14/27	4/11	5/10	2/2	14	2	1
Fastbreak	1/1				0	0	0

Defense by type

	Total	9m	6m	Wing	Stl.	C7	2m
Def. 6-0	11/13	4/4	0/1	3/3	2	1	1
Def. 5-1	2/2	1/1	0/0	0/0	0	0	0
Def. 4-2	9/13	3/4	5/7	1/2	2	2	3
Def. 3-3	2/2	0/0	2/2	0/0	0	0	0
Fastbreak	4/4				0	0	0

Attack with superiority / minority / goalkeeper out

	Attack				Reaction		
	Att.	Eff.	Shots	TF	FB	LD	Tot.
7 on 6 (GK out)	12	42%	5/9	3	1/1	1/1	2/2
6 on 6 (GK out)	5	0%	0/0	5	0/0	2/2	2/2
6 on 6	32	34%	11/22	10			
5 on 6	1	100%	1/1	0			
6 on 5	10	40%	4/8	2			

Player superiority / GK out counted at the end of attack (in case it changes during attack)

Defense with superiority / minority / goalkeeper out

	Attack				Reaction		
	Att.	Eff.	Shots	TF	FB	LD	Tot.
7 on 6 (GK out)	4	50%	2/2	2	0/0	0/1	0/1
6 on 6 (GK out)	5	60%	3/3	2	0/0	0/1	0/1
6 on 6	42	55%	23/27	15			
6 on 5	8	63%	5/7	1			
5 on 6	2	50%	1/1	1			

Numbers show attacking numbers of opponent. Lower efficiency of opponent means better defense of this team

Jersey number Tot. Total shooting 6m 6m (line) shooting 9m 9m shooting Wng Wing shooting FB Fastbreak sh. 7m 7m penalty sh.
 Brk. Breakthrough sh. LD Long distance sh. As. Assists PC Pass clear chance E7 Earned 7m pen. TF Technical faults St. Steals
 2m 2m punishments C7. Committed 7m E2 Earned 2m pun. YC. Yellow cards R/B Red/Blue cards Blk. Blocks S Starting Line-up



24th IHF Men's Junior (U21) World Championship

Germany / Greece

Group D, 1. round



Match Team Statistics

Match No. 1

Faroe Islands 34 - 21 Angola

(18 - 8) (16 - 13)

20.6.2023. 11:00

Attendance: 1200

GETEC Arena

Referees: Danielo Bozhinovski (MKD) / Viktor Nachevski (MKD)

Shot distribution by player

2 S. Figueiredo

		1/1
2/2		0/1

2 post

5 P. Domingos

		1/1
	1/1	

7 C. Lisboa

1/1		1/1

8 J. Chicola

		1/1
0/1		
1/1	1/1	1/1

1 post

9 N. Pedro

0/1		

10 G. Sebastiao

1/1	0/1	0/2
0/1	0/1	

11 R. José

1/1		0/1
2/3	1/1	1/1

1 miss. 1 block

13 D. Yambi

1 miss.

19 E. Gomes

0/1		

22 E. Joao

0/1		
0/1	0/1	

29 E. Chiquete

30 P. Domingos

		1/1
1/2		1/2
		0/1

35 R. Domingos

		0/1
		0/1
1/1		

1 block

99 M. Pedro

TOTAL

1/2		2/4
2/5	0/1	3/7
7/11	3/5	3/5

3 post 2 miss. 2 block

Saves distribution goalkeepers

1 V. Salvador

		0/2
	1/1	0/2
1/2	0/1	

16 P. Gongga

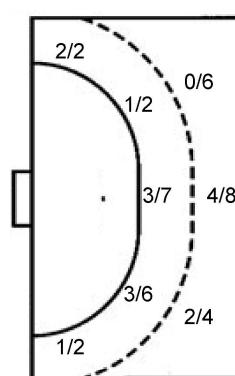
1/2	0/1	1/2
0/4	1/2	
0/7	0/4	1/6

TOTAL

1/2	0/1	1/4
0/4	2/3	0/2
1/9	0/5	1/6

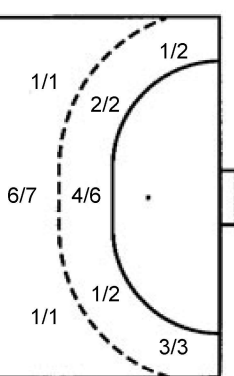
Shots by position

ATTACK



7m penalties 0/1
Fastbreak 1/1
Breakthrough 4/5
Long dist. 0/3

DEFENSE



7m penalties 3/3
Fastbreak 4/4
Breakthrough 5/6
Long dist. 3/3

Shooting statistics

Position	Goals	Sav.	Miss.	Post	Blk.	Total	%
Back (9m)	6	10	0	0	2	18	33
Line (6m)	7	5	0	3	0	15	47
Wing	3	1	0	0	0	4	75
7m penalties	0	1	0	0	0	1	0
Fastbreak	1	0	0	0	0	1	100
Breakthrough	4	1	0	0	0	5	80
Total	21	18	0	3	2	44	48

Jersey number Tot. Total shooting 6m 6m (line) shooting 9m 9m shooting Wng Wing shooting FB Fastbreak sh. 7m 7m penalty sh.
Brk. Breakthrough sh. LD Long distance sh. As. Assists PC Pass clear chance E7 Earned 7m pen. TF Technical faults St. Steals
2m 2m punishments C7. Committed 7m E2 Earned 2m pun. YC. Yellow cards R/B Red/Blue cards Blk. Blocks S Starting Line-up

Handball statistics and livescore by Toma-soft ltd (www.toma-soft.hr)



24th IHF Men's Junior (U21) World Championship

Germany / Greece

Group D, 1. round



Match Team Statistics

Match No. 1

Faroe Islands 34 - 21 Angola

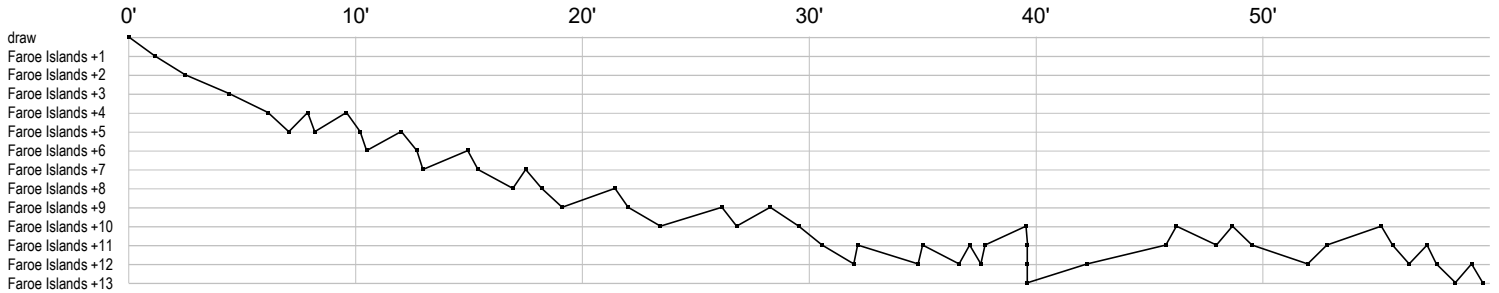
(18 - 8) (16 - 13)

20.6.2023. 11:00

Attendance: 1200

GETEC Arena

Referees: Danielo Bozhinovski (MKD) / Viktor Nachevski (MKD)



Faroe Islands

1 Jacobsen P	s s ss a r r s s sr a s r s r a r s s sr s r r
4 í Selvindi B	g a e t a g bg p g t
8 Hansen B	g i e f e t g
17 Jensen K	g f g g g
21 Hoj P	x t f
22 Lacok A	r r r gr r str r sr s s r s r rs r
23 Lutzen O	x t g 2
47 Vedelsbol í	g a f
54 Bjorgvin K	b a 2
61 Mittun P	g t
63 Slyne B	t t g t p
71 Á Skipagotu E	a tg gi g t g p g t c t t g g
73 Djurhuus J	2 g
75 Á Skipagotu R	b t g f a t bg t g p t g a a a
80 Olafsson S	f t2 2
88 West Av	g g a g g g

Angola

1 Salvador V	s r s r r r r r
2 Figueiredo S	t t a f t a p c g t t g 2 f f g
5 Domingos P	g g t
7 Lisboa C	g b g
8 Chicola J	2 b t g f g fe g 2 g
9 Pedro N	f
10 Sebastiao G	f p g f f f a i a f
11 José R	t b t g e t t g fi a f t g aa f g t f g p a
13 Yambi D	f
16 Gonga P	r r r r r r r r s r r r r s r s r r r r b r r
19 Gomes E	f
22 Joao E	f t f f t
29 Chiquete E	a
30 Domingos P	fff g f 2c t g g
35 Domingos R	gt a t f f f
99 Pedro M	c i

In game	g Goal scored	f Missed shot	a Assist	t Technical faults	b Steal
2 2min suspension	e Eearned 7m	c Committed 7m	y Yellow card	r Red Card	k Blue card
i Eearned 2min.	x Block	4 4min suspension	p Pass for clear chance	s Saved shot	r Received goal