10th IHF Women's Youth World Championship 2024

Final Round, 11-12. place

Match Team Statistics
Match No. 99

Montenegro 21 - 28 Brazil
(10 - 10) (11 - 18)

23.8.2024. 13:30
Attendance: 100
Olympic Sports Center

Referees: Roua Haggui (TUN) / Sahar Haggui (TUN)

Montenegro

Players			Goals / shots									Attack					Def.			Penalties				TP
#	Surname and name	S	Tot.	%	9m	6m	Wing	7m	FB	Brk.	LD	As.	PC	E7	E2	TF	St.	C7	Blk	YC	2m	R	B	
1	RONCEVIĆ Teodora	S										1												23:17
2	ANDRIJASEVIĆ Sanja	S																1						24:34
5	PAVLOVIĆ Milka		2/5	40		1/2				0/2	1/1	3	1		1	4								32:45
6	JOLIĆ Dunja		1/3	33	0/1					1/2						4								17:31
7	LEKIĆ Natalija																							
8	KUZMAN Ksenija		4/6	67	1/1	1/3			1/1	1/1			1											38:10
9	CEKLIC Maja	S	3/4	75	1/1	0/1			1/1	1/1		1	1	1	1	9	2							34:09
10	PELICIĆ Bojana																1							29:31
11	GUBERINIĆ Andela	S	2/3	67		1/1			1/2							1					1			51:04
12	JOVANOVIĆ Lucija																							27:19
13	RAMUSOVIĆ Nina	S	6/11	55	0/3	5/6		1/1		0/1		1	2			3	1		2					54:24
15	PETROVIĆ Mina		0/1	0		0/1																		6:52
17	MITROVIĆ Elena	S	1/2	50		1/2							1		1	5		1	1					26:44
20	GASEVIĆ Ksenija	S	2/4	50		2/4						3							2		1			44:26
23	VUKSANOVIĆ Mia																							9:14
27	BANOVIĆ Ana																							
	Team / bench																							
	UKUPNO		21/39	54	2/6	11/20	0/0	1/1	3/4	3/7	1/1	9	6	1	3	26	4	2	5	0	2	0	0	

Goalkeepers		Saves / shots								
#.	Surname and name	Tot.	%	9m	6m	Wing	7m	FB	Brk.	LD
1	RONCEVIĆ Teodora	6/17	35	1/4	1/5	2/6		1/1	1/1	
12	JOVANOVIĆ Lucija	1/12	8	1/2	0/4	0/3		0/1	0/2	
23	VUKSANOVIĆ Mia	2/7	29	0/1		1/2	1/2		0/2	
	TOTAL	9/36	25	2/7	1/9	3/11	1/2	1/2	1/5	0/0

Coach: **Tatjana Jeraminok**

Number of attacks: 63, Efficiency: 33%, Average Duration: 27.84 seconds

Attack by type of defense

	Shots	9m	6m	Wing	TF	E7	E2
On def. 6-0	14/29	2/5	10/18	0/0	22	1	3
On def. 5-1	2/4	0/1	1/2	0/0	4	0	0
Fastbreak	3/4				0	0	0

Defense by type

	Total	9m	6m	Wing	Stl.	C7	2m
Def. 6-0	14/30	3/11	4/6	6/9	2	1	0
Def. 5-1	11/14	2/4	4/4	2/3	2	1	0
Fastbreak	1/2				0	0	2

Attack with superiority / minority / goalkeeper out

	Attack				Reaction		
	Att.	Eff.	Shots	TF	FB	LD	Tot.
7 on 6 (GK out)	1	0%	0/0	1	0/0	1/1	1/1
6 on 6	52	35%	18/29	23			
6 on 5	6	33%	2/5	1			
5 on 6	4	25%	1/3	1			

Player superiority / GK out counted at the end of attack (in case it changes during attack)

Defense with superiority / minority / goalkeeper out

	Attack				Reaction		
	Att.	Eff.	Shots	TF	FB	LD	Tot.
7 on 6 (GK out)	3	33%	1/2	1	0/0	0/0	0/0
6 on 6 (GK out)	3	33%	1/2	1	0/0	1/1	1/1
6 on 6	53	45%	24/36	17			
6 on 5	5	40%	2/4	1			

Numbers show attacking numbers of oponnent. Lower efficiency of oponnent means better defense of this team

#	Jersey number	**Tot.**	Total shooting	**6m**	6m (line) shooting	**9m**	9m shooting	**Wng**	Wing shooting	**FB**	Fastbreak sh.	**7m**	7m penalty sh.
Brk.	Breakthrough sh.	**LD**	Long distance sh.	**As.**	Assists	**PC**	Pass clear chance	**E7**	Eearned 7m pen.	**TF**	Technical faults	**St.**	Steals
2m	2m punishments	**C7.**	Commited 7m	**E2**	Eearned 2m pun.	**YC.**	Yellow cards	**R/B**	Red/Blue cards	**Blk.**	Blocks	**S**	Starting Line-up

10th IHF Women's Youth World Championship 2024

Final Round, 11-12. place

Match Team Statistics
Match No. 99

Montenegro 21 - 28 Brazil
(10 - 10) (11 - 18)

23.8.2024. 13:30
Attendance: 100
Olympic Sports Center

Referees: Roua Haggui (TUN) / Sahar Haggui (TUN)

Shot distribution by player

2 S. Andrijasević

5 M. Pavlović

	1/1	
		1/2

2 miss.

6 D. Jolić

0/1		1/1

1 miss.

7 N. Lekić

8 K. Kuzman

2/2		1/2
1/1		0/1

9 M. Ceklic

1/1		
		0/1
2/2		

10 B. Pelicić

11 A. Guberinić

1/1	0/1	
1/1		

13 N. Ramusović

		1/1
		1/1
1/2		3/3

1 post 3 miss.

15 M. Petrović

		0/1

17 E. Mitrović

1/1		

1 post

20 K. Gasević

1/1		
1/2		

1 post

27 A. Banović

TOTAL

5/5	0/1	2/3
2/2	1/1	1/4
5/8		5/6

3 post 6 miss.

Saves distribution goalkeepers

1 T. Roncević

		0/1
0/1	1/1	2/3
0/4	0/2	3/5

12 L. Jovanović

		0/2
0/1	1/1	
0/4	0/1	0/3

23 M. Vuksanović

1/1		
	0/1	0/2
1/1	0/1	0/1

TOTAL

1/1		0/3
0/2	2/3	2/5
1/9	0/4	3/9

Shots by position

ATTACK **DEFENSE**

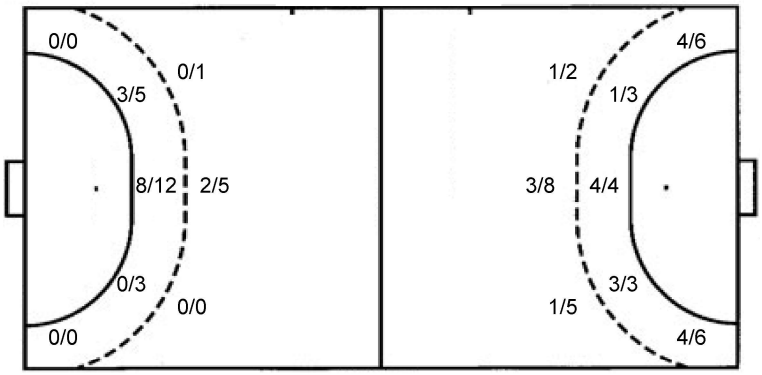

7m penalties	1/1	7m penalties	1/2
Fastbreak	3/4	Fastbreak	1/2
Breakthrough	3/7	Breakthrough	4/7
Long dist.	1/1	Long dist.	1/1

Shooting statistics

Position	Goals	Sav.	Miss.	Post	Blk.	Total	%
Back (9m)	2	1	3	0	0	6	33
Line (6m)	11	6	0	3	0	20	55
Wing	0	0	0	0	0	0	0
7m penalties	1	0	0	0	0	1	100
Fastbreak	3	1	0	0	0	4	75
Breakthrough	3	1	3	0	0	7	43
Total	**20**	**9**	**6**	**3**	**0**	**38**	**53**

#	Jersey number	**Tot.**	Total shooting	**6m**	6m (line) shooting	**9m**	9m shooting	**Wng**	Wing shooting	**FB**	Fastbreak sh.	**7m**	7m penalty sh.
Brk.	Breakthrough sh.	**LD**	Long distance sh.	**As.**	Assists	**PC**	Pass clear chance	**E7**	Eearned 7m pen.	**TF**	Technical faults	**St.**	Steals
2m	2m punishments	**C7.**	Commited 7m	**E2**	Eearned 2m pun.	**YC.**	Yellow cards	**R/B**	Red/Blue cards	**Blk.**	Blocks	**S**	Starting Line-up

10th IHF Women's Youth World Championship 2024

Final Round, 11-12. place

Match Team Statistics
Match No. 99

Montenegro 21 - 28 Brazil
(10 - 10) (11 - 18)

23.8.2024. 13:30
Attendance: 100
Olympic Sports Center

Referees: Roua Haggui (TUN) / Sahar Haggui (TUN)

Brazil

Players			Goals / shots									Attack					Def.			Penalties				TP
#	Surname and name	S	Tot.	%	9m	6m	Wing	7m	FB	Brk.	LD	As.	PC	E7	E2	TF	St.	C7	Blk	YC	2m	R	B	
2	DOS SANTOS GOMES Júlia Vitória		0/2	0	0/2											1								6:06
5	GONÇALVES NUNES Ana Karolina	S	2/3	67			2/3																	30:00
6	MONTEIRO DA SILVA Jisseli Isadora		1/2	50			1/2																	26:59
8	KOZAR DOVIGO Maria Luiza	S	1/2	50			1/2														1			41:10
9	DA SILVA VITOR Lauendy Vitória																							
11	SANTOS DE SOUSA Joyce		1/3	33	0/1					1/2					1	3								15:14
13	GRASSMANN FÚCULO Letícia	S	4/8	50	1/2	2/3		1/1		0/2		1				2	1							43:09
16	DE SOUZA ARAÚJO ROCHA Mellysse	S	1/1	100							1/1													42:37
17	RODRIGUES SOARES Beatriz		0/2	0		0/1			0/1					1		2								14:38
18	SOUZA Andressa	S	7/13	54	2/7	3/3	1/1	0/1		1/1		2		1	1	1								45:43
20	TEIXEIRA DE CASTRO Nhauany		4/4	100		1/1	3/3																	29:31
23	VAN LIESHOUT Sofia	S	1/2	50	1/2							1				4	2				1			37:32
25	CARDOSO BRANDAO LADEIA Raquel		3/4	75	1/1		0/1			2/2		2	2			3	1	1						22:57
27	LUDWIG KIELING Sophia																							14:37
28	FLORES DA SILVA PEREIRA Luana	S	3/3	100		2/2			1/1							4					1			49:27
77	LESSA BARROS E SILVA Giulia																							
	Team / bench																							
	UKUPNO		28/49	57	5/15	8/10	8/12	1/2	1/2	4/7	1/1	6	2	2	2	20	4	1	0	0	3	0	0	

Goalkeepers		Saves / shots								
#.	Surname and name	Tot.	%	9m	6m	Wing	7m	FB	Brk.	LD
16	DE SOUZA ARAÚJO ROCHA Mellysse	6/21	29	0/1	5/14			0/3	1/3	
27	LUDWIG KIELING Sophia	3/8	38	1/2	1/3		0/1	1/1	0/1	
	TOTAL	9/29	31	1/3	6/17	0/0	0/1	2/4	1/4	0/0

Coach: **Mauricio Antonucci**

Number of attacks: 64, Efficiency: 44%, Average Duration: 28.84 seconds

Attack by type of defense

	Shots	9m	6m	Wing	TF	E7	E2
On def. 6-0	14/30	3/11	4/6	6/9	15	1	0
On def. 5-1	11/14	2/4	4/4	2/3	5	1	2
Fastbreak	1/2				0	0	0

Defense by type

	Total	9m	6m	Wing	Stl.	C7	2m
Def. 6-0	14/29	2/5	10/18	0/0	4	1	0
Def. 5-1	2/4	0/1	1/2	0/0	0	0	0
Fastbreak	3/4				0	0	3

Attack with superiority / minority / goalkeeper out

	Attack				Reaction		
	Att.	Eff.	Shots	TF	FB	LD	Tot.
7 on 6 (GK out)	3	33%	1/2	1	0/0	0/0	0/0
6 on 6 (GK out)	3	33%	1/2	1	0/0	1/1	1/1
6 on 6	53	45%	24/36	17			
6 on 5	5	40%	2/4	1			

Player superiority / GK out counted at the end of attack (in case it changes during attack)

Defense with superiority / minority / goalkeeper out

	Attack				Reaction		
	Att.	Eff.	Shots	TF	FB	LD	Tot.
7 on 6 (GK out)	1	0%	0/0	1	0/0	1/1	1/1
6 on 6	52	35%	18/29	23			
6 on 5	6	33%	2/5	1			
5 on 6	4	25%	1/3	1			

Numbers show attacking numbers of oponnent. Lower efficiency of oponnent means better defense of this team

#	Jersey number	**Tot.**	Total shooting	**6m**	6m (line) shooting	**9m**	9m shooting	**Wng**	Wing shooting	**FB**	Fastbreak sh.	**7m**	7m penalty sh.
Brk.	Breakthrough sh.	**LD**	Long distance sh.	**As.**	Assists	**PC**	Pass clear chance	**E7**	Eearned 7m pen.	**TF**	Technical faults	**St.**	Steals
2m	2m punishments	**C7.**	Commited 7m	**E2**	Eearned 2m pun.	**YC.**	Yellow cards	**R/B**	Red/Blue cards	**Blk.**	Blocks	**S**	Starting Line-up

10th IHF Women's Youth World Championship 2024

Final Round, 11-12. place

Match Team Statistics
Match No. 99

Montenegro 21 - 28 Brazil
(10 - 10) (11 - 18)

23.8.2024. 13:30
Attendance: 100
Olympic Sports Center

Referees: Roua Haggui (TUN) / Sahar Haggui (TUN)

Shot distribution by player

2 J. Dos Santos Gomes

2 miss.

5 A. Gonçalves Nunes

1/1	1/1	

1 miss.

6 J. Monteiro Da Silva

1/2		

8 M. Kozar Dovigo

		1/1
		0/1

9 L. Da Silva Vitor

11 J. Santos De Sousa

	0/1	
	1/1	

1 miss.

13 L. Grassmann Fúculo

		1/2
2/2	1/1	

1 post 2 miss.

17 B. Rodrigues Soares

		0/2

18 A. Souza

0/1		1/1
1/1		1/1
2/2	1/1	1/1

5 block

20 N. Teixeira De Castro

		1/1
1/1		1/1
		1/1

23 S. Van Lieshout

		0/1
		1/1

25 R. Cardoso Brandao Ladeia

	1/2	
1/1		1/1

28 L. Flores Da Silva Pereira

1/1		2/2

77 G. Lessa Barros E Silva

TOTAL

0/1		3/3
2/2	1/3	3/5
8/9	4/4	6/9

1 post 6 miss. 5 block

Saves distribution goalkeepers

16 M. De Souza Araújo Rocha

0/4		1/1
0/2		2/2
2/6		1/6

27 S. Ludwig Kieling

0/1	1/1	0/2
		1/2
1/2		

TOTAL

0/5	1/1	1/3
0/2		3/4
3/8		1/6

Shots by position

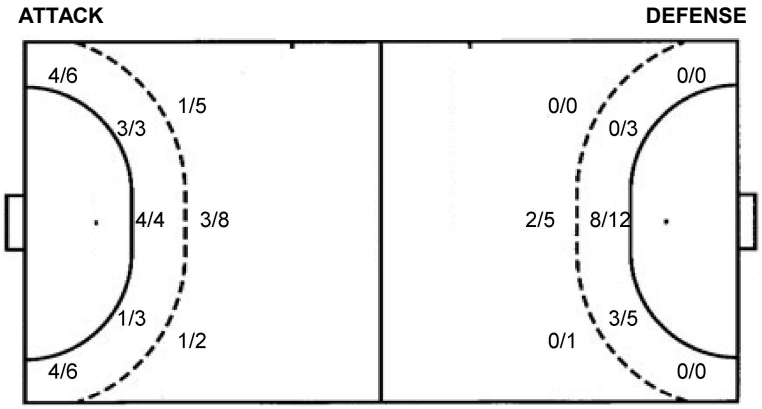

7m penalties	1/2	7m penalties	1/1
Fastbreak	1/2	Fastbreak	3/4
Breakthrough	4/7	Breakthrough	3/7
Long dist.	1/1	Long dist.	1/1

Shooting statistics

Position	Goals	Sav.	Miss.	Post	Blk.	Total	%
Back (9m)	5	2	3	0	5	15	33
Line (6m)	8	1	1	0	0	10	80
Wing	8	3	1	0	0	12	67
7m penalties	1	1	0	0	0	2	50
Fastbreak	1	1	0	0	0	2	50
Breakthrough	4	1	1	1	0	7	57
Total	**27**	**9**	**6**	**1**	**5**	**48**	**56**

#	Jersey number	**Tot.**	Total shooting	**6m**	6m (line) shooting	**9m**	9m shooting	**Wng**	Wing shooting	**FB**	Fastbreak sh.	**7m**	7m penalty sh.
Brk.	Breakthrough sh.	**LD**	Long distance sh.	**As.**	Assists	**PC**	Pass clear chance	**E7**	Eearned 7m pen.	**TF**	Technical faults	**St.**	Steals
2m	2m punishments	**C7.**	Commited 7m	**E2**	Eearned 2m pun.	**YC.**	Yellow cards	**R/B**	Red/Blue cards	**Blk.**	Blocks	**S**	Starting Line-up

10th IHF Women's Youth World Championship 2024

Final Round, 11-12. place

Match Team Statistics

Match No. 99

Montenegro 21 - 28 Brazil

(10 - 10) (11 - 18)

23.8.2024. 13:30
Attendance: 100
Olympic Sports Center

Referees: Roua Haggui (TUN) / Sahar Haggui (TUN)

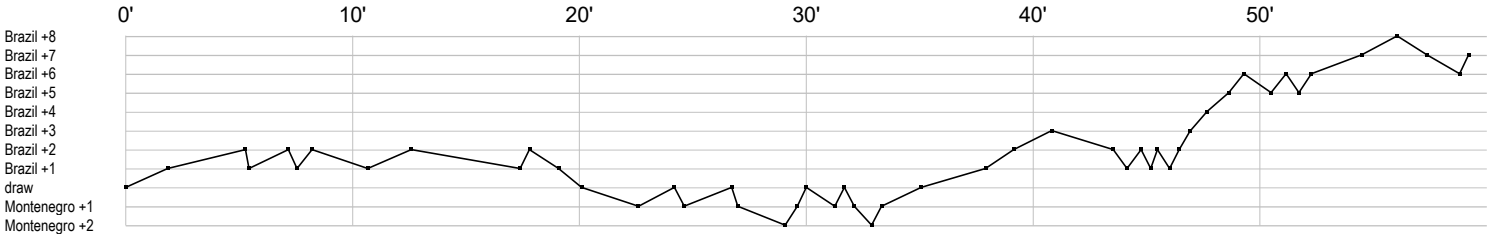

Montenegro

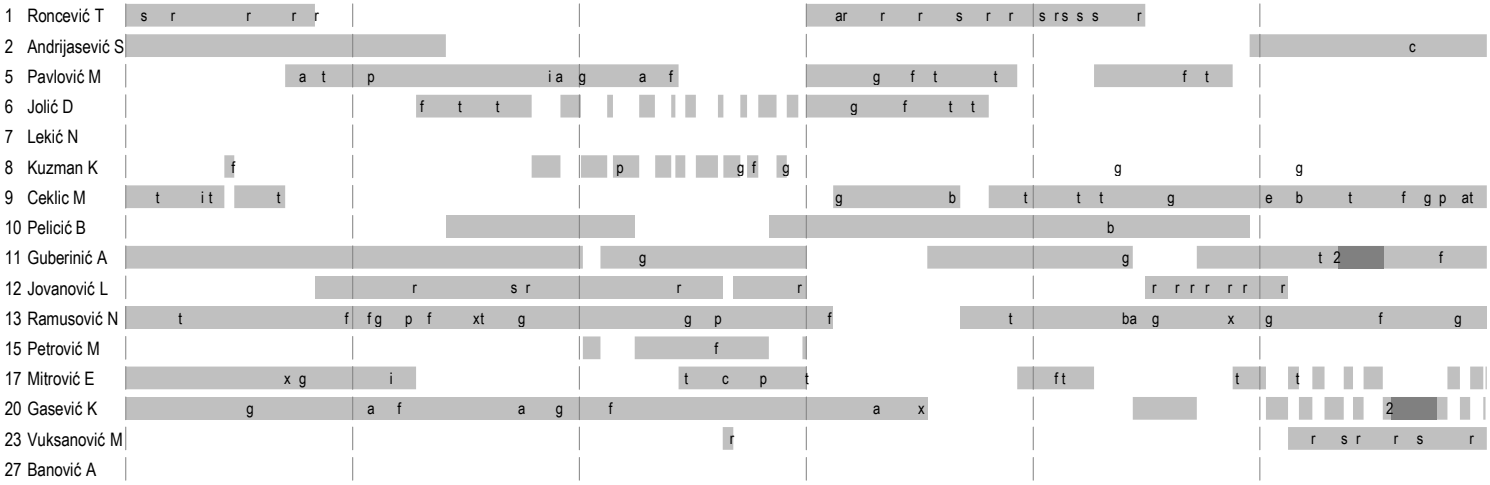

Brazil



	In game	**g**	Goal scored	**f**	Missed shot	**a**	Assist	**t**	Technical faults	**b**	Steal
2	2min suspension	**e**	Eearned 7m	**c**	Commited 7m	**y**	Yellow card	**r**	Red Card	**k**	Blue card
i	Eearned 2min.	**x**	Block	**4**	4min suspension	**p**	Pass for clear chance	**s**	Saved shot	**r**	Received goal