



10th IHF Women's Youth World Championship 2024



Final Round, 19-20. place

Match Team Statistics

Match No. 97

Austria 27 - 32 Korea

(12 - 15) (15 - 17)

23.8.2024. 09:00

Attendance: 100

International Handball Hall

Referees: Titouan Picard (FRA) / Pierre Vauchez (FRA)

Shot distribution by player

2 E. Brändle

		0/1
1/2		

1 post

3 L. Baljak

		1/1
		1/1
1/3		2/3

4 A. Barnjak

1/1		
		1/1
1/1		

1 miss.

5 P. Egger

8 L. Neunteufel

		0/1
1/1	0/1	

1 miss.

9 V. Polanszky

	1/1	2/2
		1/1
1/2		1/1

13 L. Schieber

14 R. Chroust

2/2		0/2

15 L. Arnold

17 R. Rappitsch

1/1 lob

18 R. Paul

0/1		
1/1		
		0/1

3 post 1 miss.

21 M. Maticovic

1/1		
	1/1	2/3

1 miss.

25 E. Ziske

0/1		
	0/1	

1 miss.

27 A. Egbaimo

		0/1
		3/3

1 miss.

TOTAL

2/4	1/1	3/3
1/1		3/6
7/11	1/3	8/13

4 post 6 miss. 1/1 lob

Saves distribution goalkeepers

1 M. Jobst

3/3		2/2
1/4	1/1	2/7

12 N. Plavotic

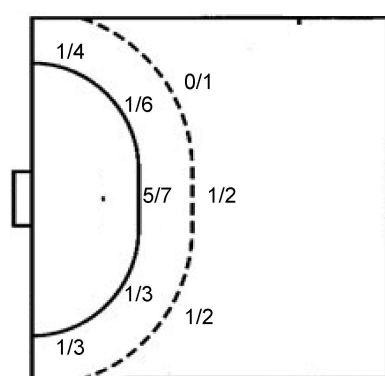
1/3		
	2/2	1/3
1/8	2/2	2/10

TOTAL

1/3		
3/3	2/2	3/5
2/12	3/3	4/17

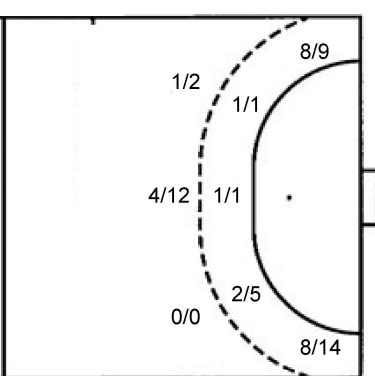
Shots by position

ATTACK



7m penalties 3/4
Fastbreak 3/5
Breakthrough 10/16
Long dist. 0/0

DEFENSE



7m penalties 1/1
Fastbreak 0/1
Breakthrough 5/8
Long dist. 1/2

Shooting statistics

Position	Goals	Sav.	Miss.	Post	Blk.	Total	%
Back (9m)	2	2	1	0	0	5	40
Line (6m)	7	5	0	4	0	16	44
Wing	2	4	1	0	0	7	29
7m penalties	3	1	0	0	0	4	75
Fastbreak	3	0	2	0	0	5	60
Breakthrough	10	4	2	0	0	16	63
Total	27	16	6	4	0	53	51

Jersey number Tot. Total shooting 6m 6m (line) shooting 9m 9m shooting Wng Wing shooting FB Fastbreak sh. 7m 7m penalty sh.
Brk. Breakthrough sh. LD Long distance sh. As. Assists PC Pass clear chance E7 Earned 7m pen. TF Technical faults St. Steals
2m 2m punishments C7. Committed 7m E2 Earned 2m pun. YC. Yellow cards R/B Red/Blue cards Blk. Blocks S Starting Line-up

Handball statistics and livescore by Toma-soft ltd (www.toma-soft.hr)



10th IHF Women's Youth World Championship 2024



Final Round, 19-20. place

Match Team Statistics

Match No. 97

Austria 27 - 32 Korea

(12 - 15) (15 - 17)

23.8.2024. 09:00

Attendance: 100

International Handball Hall

Referees: Titouan Picard (FRA) / Pierre Vauchez (FRA)

Korea

#	Surname and name	S	Goals / shots								Attack				Def.			Penalties				TP		
			Tot.	%	9m	6m	Wing	7m	FB	Brk.	LD	As.	PC	E7	E2	TF	St.	C7	Blk	YC	2m		R	B
2	SHIN Yeeun															1								4:12
7	CHO Seoyeon	S	2/6	33	1/3	0/1				0/1	1/1	5	3	1		3	4				1			40:19
9	KIM Jimin	S	8/11	73			8/11						1			1	2							49:35
11	BEOM Dabin		0/1	0	0/1																1			12:21
13	CHOI Hyosung		0/2	0		0/2											2							9:53
14	KIM Jiyoung															1								
15	HWANG Dasom		1/1	100						1/1						1	1							4:12
16	KIM Dain																							
17	SUH Ayoung		2/2	100		1/1				1/1		2	2			1								19:58
19	HEO Yuseo	S	2/2	100		2/2							1											52:08
20	LEE Yeseo	S	9/13	69			8/12	1/1									1							54:09
23	KIM Bokyeong	S	3/6	50	2/4					1/2		4				3								43:14
24	KIM Suyeon																							4:12
28	LEE Jinseo		1/2	50	0/1					1/1		1			1	5								17:39
29	KU Hyeonji	S	4/10	40	2/5	1/1			0/1	1/2	0/1	5	1			1		2				2		50:53
77	GO Chaeun	S														1								56:24
	Team / bench																							
	UKUPNO		32/56	57	5/14	4/7	16/23	1/1	0/1	5/8	1/2	17	8	1	1	18	8	4	0	0	4	0	0	

#	Surname and name	Saves / shots								
		Tot.	%	9m	6m	Wing	7m	FB	Brk.	LD
16	KIM Dain									
77	GO Chaeun	16/43	37	2/4	5/12	4/6	1/4	0/3	4/14	
	TOTAL	16/43	37	2/4	5/12	4/6	1/4	0/3	4/14	0/0

Coach: Sunhee Woo

Number of attacks: 72, Efficiency: 44%, Average Duration: 27.13 seconds

Attack by type of defense

	Shots	9m	6m	Wing	TF	E7	E2
On def. 6-0	30/52	5/14	4/7	16/23	18	1	1
Fastbreak	0/1				0	0	0

Defense by type

	Total	9m	6m	Wing	Stl.	C7	2m
Def. 6-0	4/8	0/0	2/5	1/2	1	2	0
Def. 5-1	3/6	0/1	1/2	0/1	2	0	0
Def. 3-3	14/30	2/4	4/9	1/4	5	2	0
Fastbreak	3/5				0	0	4

Attack with superiority / minority / goalkeeper out

	Attack				Reaction		
	Att.	Eff.	Shots	TF	FB	LD	Tot.
7 on 6 (GK out)	1	0%	0/1	0	1/1	0/0	1/1
6 on 6 (GK out)	5	40%	2/3	2	0/0	0/0	0/0
6 on 6	60	43%	26/46	14			
5 on 6	4	50%	2/2	2			
6 on 5	2	100%	2/2	0			

Player superiority / GK out counted at the end of attack (in case it changes during attack)

Defense with superiority / minority / goalkeeper out


	Attack				Reaction		
	Att.	Eff.	Shots	TF	FB	LD	Tot.
7 on 5 (GK out)	1	100%	1/1	0	0/0	0/0	0/0
6 on 6 (GK out)	1	0%	0/0	1	0/0	0/0	0/0
6 on 6	62	40%	25/40	22			
6 on 5	9	11%	1/8	1			

Numbers show attacking numbers of opponent. Lower efficiency of opponent means better defense of this team

Jersey number Tot. Total shooting 6m 6m (line) shooting 9m 9m shooting Wng Wing shooting FB Fastbreak sh. 7m 7m penalty sh.
 Brk. Breakthrough sh. LD Long distance sh. As. Assists PC Pass clear chance E7 Earned 7m pen. TF Technical faults St. Steals
 2m 2m punishments C7. Committed 7m E2 Earned 2m pun. YC. Yellow cards R/B Red/Blue cards Blk. Blocks S Starting Line-up



10th IHF Women's Youth World Championship 2024



Final Round, 19-20. place

Match Team Statistics

Match No. 97

Austria 27 - 32 Korea

(12 - 15) (15 - 17)

23.8.2024. 09:00

Attendance: 100

International Handball Hall

Referees: Titouan Picard (FRA) / Pierre Vauchez (FRA)

Shot distribution by player

2 Y. Shin [] [] [] [] [] [] [] [] []	7 S. Cho 0/1 [] [] 0/1 [] 1/1 0/1 1/1 0/1	9 J. Kim [] [] [] [] [] 0/2 3/3 [] 4/4 1/2 lob	11 D. Beom [] [] [] [] [] [] [] [] [] 1 miss.	13 H. Choi [] [] [] 0/2 [] [] [] [] []	14 J. Kim [] [] [] [] [] [] [] [] []	15 D. Hwang [] [] [] [] [] [] [] [] 1/1
17 A. Suh [] [] [] [] [] [] [] [] 1/1 1/1 lob	19 Y. Heo [] [] [] [] [] [] 1/1 [] 1/1	20 Y. Lee [] [] [] [] 0/1 1/2 2/2 [] 4/6 2/2 lob	23 B. Kim 2/2 [] [] [] 0/1 [] 1/1 0/1 [] 1 post	24 S. Kim [] [] [] [] [] [] [] [] []	28 J. Lee [] [] [] [] [] [] 0/1 [] 1/1	29 H. Ku [] [] [] [] [] [] 3/3 0/2 1/2 1 post 1 miss. 1 block

TOTAL

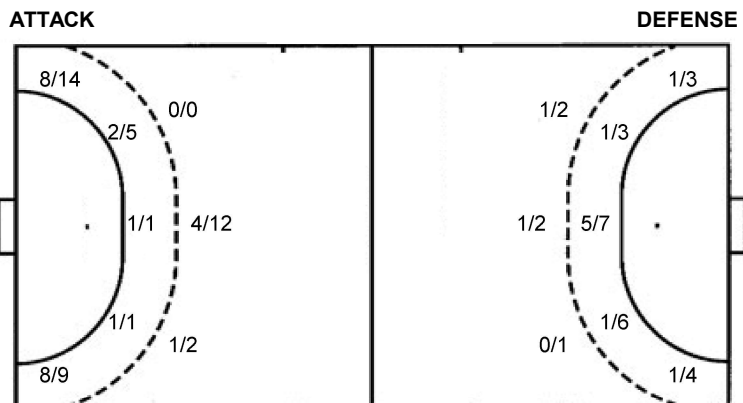
2/3	[]	[]
0/3	0/2	2/5
10/12	1/4	13/17

2 post 2 miss. 1 block 4/5 lob

Saves distribution goalkeepers

16 D. Kim [] [] [] [] [] [] [] [] []	77 C. Go 2/4 0/1 0/3 0/1 [] 3/6 4/11 2/3 5/13	TOTAL 2/4 0/1 0/3 0/1 [] 3/6 4/11 2/3 5/13
---	--	---

Shots by position



7m penalties	1/1	7m penalties	3/4
Fastbreak	0/1	Fastbreak	3/5
Breakthrough	5/8	Breakthrough	10/16
Long dist.	1/2	Long dist.	0/0

Shooting statistics

Position	Goals	Sav.	Miss.	Post	Blk.	Total	%
Back (9m)	5	6	1	1	1	14	36
Line (6m)	4	3	0	0	0	7	57
Wing	16	7	0	0	0	23	70
7m penalties	1	0	0	0	0	1	100
Fastbreak	0	0	1	0	0	1	0
Breakthrough	5	2	0	1	0	8	63
Total	31	18	2	2	1	54	57

Jersey number Tot. Total shooting 6m 6m (line) shooting 9m 9m shooting Wng Wing shooting FB Fastbreak sh. 7m 7m penalty sh.
 Brk. Breakthrough sh. LD Long distance sh. As. Assists PC Pass clear chance E7 Earned 7m pen. TF Technical faults St. Steals
 2m 2m punishments C7. Committed 7m E2 Earned 2m pun. YC. Yellow cards R/B Red/Blue cards Blk. Blocks S Starting Line-up

