



10th IHF Women's Youth World Championship 2024



Final Round, 9-12. place

Match Team Statistics

Montenegro 23 - 30 Norway

22.8.2024. 13:30

Match No. 83

(13 - 16) (10 - 14)

Attendance: 150

Olympic Sports Center

Referees: Yufeng Cheng (CHN) / Yunlei Zhou (CHN)

Montenegro

#	Surname and name	S	Goals / shots								Attack					Def.			Penalties				TP			
			Tot.	%	9m	6m	Wing	7m	FB	Brk.	LD	As.	PC	E7	E2	TF	St.	C7	Blk	YC	2m	R		B		
1	RONCEVIĆ Teodora	S																								15:55
2	ANDRIJASEVIĆ Sanja		1/3	33			0/1			1/1			0/1				1									16:52
5	PAVLOVIĆ Milka		4/6	67		2/3				0/1	2/2			2			1	1								35:29
6	JOLIĆ Dunja															1										11:40
7	LEKIĆ Natalija																									0:15
8	KUZMAN Ksenija	S	2/6	33	0/1		1/4			1/1				2			1						1			49:01
9	CEKLIĆ Maja		5/9	56	0/1	1/1	1/1				2/5	1/1			1	1	3	1	1				1			44:14
10	PELICIĆ Bojana	S	1/2	50						0/1	1/1							1								42:20
11	GUBERINIĆ Andela	S	2/7	29		1/3	1/3			0/1				1			1	1								37:54
12	JOVANOVIĆ Lucija		0/1	0			0/1																			40:58
13	RAMUSOVIĆ Nina	S	2/5	40	1/3						1/2			1		3										21:58
15	PETROVIĆ Mina		0/1	0		0/1																				26:30
17	MITROVIĆ Elena	S	6/11	55	0/3			1/1	1/1	2/4	2/2		2	3		1	4	1	1							43:58
20	GASEVIĆ Ksenija	S	0/1	0		0/1											2									28:30
23	VUKSANOVIĆ Mia																									0:12
27	BANOVIĆ Ana		0/2	0			0/2																			4:14
Team / bench																										
TOTAL			23/54	43	1/8	4/9	3/12	1/1	3/6	8/14	3/4		3	8	1	3	16	4	3	0	0	2	0	0		

#	Surname and name	Saves / shots								
		Tot.	%	9m	6m	Wing	7m	FB	Brk.	LD
1	RONCEVIĆ Teodora	2/11	18	0/2	0/1	1/2	0/1	0/3	1/2	
12	JOVANOVIĆ Lucija	8/26	31	3/4	2/5	1/4	0/1	1/4	1/8	
23	VUKSANOVIĆ Mia	0/1	0				0/1			
TOTAL		10/38	26	3/6	2/6	2/6	0/3	1/7	2/10	0/0

Coach: Tatjana Jeraminok

Number of attacks: 66, Efficiency: 35%, Average Duration: 35.38 seconds

Attack by type of defense

	Shots	9m	6m	Wing	TF	E7	E2
On def. 6-0	16/43	1/8	4/9	3/12	16	1	3
Fastbreak	3/6				0	0	0

Defense by type

	Total	9m	6m	Wing	Stl.	C7	2m
Def. 6-0	14/25	1/4	4/6	4/9	3	3	0
Def. 5-1	5/8	2/3	0/0	0/1	1	0	0
Fastbreak	6/7				0	0	2

Attack with superiority / minority / goalkeeper out

	Attack				Reaction		
	Att.	Eff.	Shots	TF	FB	LD	Tot.
7 on 6 (GK out)	4	50%	2/3	1	0/0	2/2	2/2
6 on 6 (GK out)	3	33%	1/3	0	0/0	0/0	0/0
6 on 6	51	29%	15/37	14			
6 on 5	7	57%	4/6	1			
6 on 4	1	100%	1/1	0			

Player superiority / GK out counted at the end of attack (in case it changes during attack)

Defense with superiority / minority / goalkeeper out

	Attack				Reaction		
	Att.	Eff.	Shots	TF	FB	LD	Tot.
6 on 6 (GK out)	5	40%	2/2	3	0/0	2/3	2/3
5 on 6 (GK out)	2	0%	0/0	2	0/0	1/1	1/1
6 on 6	54	46%	25/38	16			
6 on 5	4	75%	3/4	0			


Numbers show attacking numbers of opponent. Lower efficiency of opponent means better defense of this team

Jersey number Tot. Total shooting 6m 6m (line) shooting 9m 9m shooting Wng Wing shooting FB Fastbreak sh. 7m 7m penalty sh.
 Brk. Breakthrough sh. LD Long distance sh. As. Assists PC Pass clear chance E7 Earned 7m pen. TF Technical faults St. Steals
 2m 2m punishments C7. Committed 7m E2 Earned 2m pun. YC. Yellow cards R/B Red/Blue cards Blk. Blocks S Starting Line-up



10th IHF Women's Youth World Championship 2024

Final Round, 9-12. place



Match Team Statistics

Match No. 83

Montenegro 23 - 30 Norway

(13 - 16) (10 - 14)

22.8.2024. 13:30

Attendance: 150

Olympic Sports Center

Referees: Yufeng Cheng (CHN) / Yunlei Zhou (CHN)

Shot distribution by player

2 S. Andrijasević

	0/1	
1/1		

1 miss.

5 M. Pavlović

1/2	0/1	3/3

6 D. Jolić

7 N. Lekić

8 K. Kuzman

1/3		1/1

1 post 1 block

9 M. Ceklic

	1/1	
3/4	0/2	1/1

1 block

10 B. Pelicić

0/1		

1/1 lob

11 A. Guberinić

0/1		1/2
0/1		
1/1		0/1

0/1 lob

13 N. Ramusović

		1/1
0/2		1/1

1 post

15 M. Petrović

0/1		

17 E. Mitrović

1/1	0/1	1/1
	2/3	
	1/1	1/1

1 post 2 block

20 K. Gasević

0/1		

27 A. Banović

		0/1

1 miss.

TOTAL

2/6	0/2	4/6
1/2	3/4	
5/11	1/4	6/7

3 post 2 miss. 4 block 1/2 lob

Saves distribution goalkeepers

1 T. Roncević

0/2		1/1
0/1		1/2
0/2		0/1

12 L. Jovanović

0/1	2/3	3/6
1/1		1/2
0/5	1/1	0/6

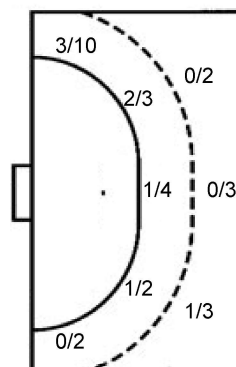
23 M. Vuksanović

TOTAL

0/3	2/3	4/7
1/2		2/4
0/7	1/1	0/7

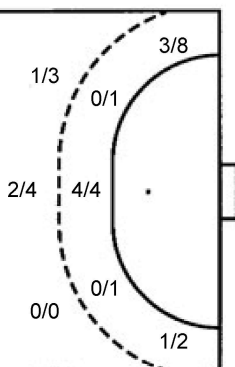
Shots by position

ATTACK



7m penalties	1/1
Fastbreak	3/6
Breakthrough	8/14
Long dist.	3/4

DEFENSE



7m penalties	3/3
Fastbreak	6/7
Breakthrough	8/10
Long dist.	2/2

Shooting statistics

Position	Goals	Sav.	Miss.	Post	Blk.	Total	%
Back (9m)	1	3	0	0	4	8	13
Line (6m)	4	5	0	0	0	9	44
Wing	3	6	2	1	0	12	25
7m penalties	1	0	0	0	0	1	100
Fastbreak	3	3	0	0	0	6	50
Breakthrough	8	4	0	2	0	14	57
Total	20	21	2	3	4	50	40

Jersey number Tot. Total shooting 6m 6m (line) shooting 9m 9m shooting Wng Wing shooting FB Fastbreak sh. 7m 7m penalty sh.
 Brk. Breakthrough sh. LD Long distance sh. As. Assists PC Pass clear chance E7 Earned 7m pen. TF Technical faults St. Steals
 2m 2m punishments C7. Committed 7m E2 Earned 2m pun. YC. Yellow cards R/B Red/Blue cards Blk. Blocks S Starting Line-up

Handball statistics and livescore by Toma-soft ltd (www.toma-soft.hr)



10th IHF Women's Youth World Championship 2024

Final Round, 9-12. place



Match Team Statistics
Match No. 83

Montenegro 23 - 30 Norway
(13 - 16) (10 - 14)

22.8.2024. 13:30
Attendance: 150
Olympic Sports Center

Referees: Yufeng Cheng (CHN) / Yunlei Zhou (CHN)

Norway

Players		Goals / shots										Attack					Def.			Penalties				TP		
#	Surname and name	S	Tot.	%	9m	6m	Wing	7m	FB	Brk.	LD	As.	PC	E7	E2	TF	St.	C7	Blk	YC	2m	R	B			
1	RO Pernille																									
4	HAGENES Maia Matre																								5:25	
5	HALDORSSON Mali	S	8/9	89	3/4	2/2		3/3				1	2			1			1						44:38	
6	BREEN Milla Haugerstuen	S	3/6	50			2/5		1/1			2				2	1								31:26	
8	REFSLAND Vilde		3/5	60			1/3		1/1		1/1		1		1		2								28:14	
10	WITH Synne																									
11	HESSEN Julia	S	2/3	67		0/1				2/2		2	1	2	1	5		1							39:42	
12	LANGAARD Leah Isabell	S	1/1	100							1/1	1				1									57:22	
14	EKERHOVD Sofie Nilssen	S	4/4	100					1/1	3/3		1				3			1		1				60:00	
16	GUNNARSDOTTIR Ella Briet																									
18	TOMMERVAG Ingeborg Johanne Nyborg	S	1/1	100		1/1								1		3			1		1				37:30	
21	GULBRANSEN Vanessa Braten	S	4/7	57		0/1	1/2		3/4																40:40	
22	HOLTE Othilie Liodden		2/5	40	0/2	1/1				1/2		2				2	1								30:57	
24	ELLINGSEN Julie																									
27	KONGSSUND Oda															2							1		15:13	
35	LANGSETH Thilla Karoline Molle		2/4	50	0/1					2/3						2			1						28:53	
Team / bench																										
TOTAL			30/45	67	3/7	4/6	4/10	3/3	6/7	8/10	2/2	9	4	3	2	21	4	1	4	0	3	0	0			

Goalkeepers		Saves / shots									
#	Surname and name	Tot.	%	9m	6m	Wing	7m	FB	Brk.	LD	
1	RO Pernille										
12	LANGAARD Leah Isabell	21/41	51	3/4	5/9	6/9	0/1	3/6	4/12		
16	GUNNARSDOTTIR Ella Briet										
TOTAL		21/41	51	3/4	5/9	6/9	0/1	4/6	4/12	0/0	

Coach: Ane Victoria Ness Mällberg

Number of attacks: 65, Efficiency: 46%, Average Duration: 19.26 seconds

Attack by type of defense

	Shots	9m	6m	Wing	TF	E7	E2
On def. 6-0	14/25	1/4	4/6	4/9	12	3	2
On def. 5-1	5/8	2/3	0/0	0/1	9	0	0
Fastbreak	6/7				0	0	0

Defense by type

	Total	9m	6m	Wing	Stl.	C7	2m
Def. 6-0	16/43	1/8	4/9	3/12	4	1	0
Fastbreak	3/6				0	0	3

Attack with superiority / minority / goalkeeper out

	Attack				Reaction		
	Att.	Eff.	Shots	TF	FB	LD	Tot.
6 on 6 (GK out)	5	40%	2/2	3	0/0	2/3	2/3
5 on 6 (GK out)	2	0%	0/0	2	0/0	1/1	1/1
6 on 6	54	46%	25/38	16			
6 on 5	4	75%	3/4	0			

Player superiority / GK out counted at the end of attack (in case it changes during attack)

Defense with superiority / minority / goalkeeper out

	Attack				Reaction		
	Att.	Eff.	Shots	TF	FB	LD	Tot.
7 on 6 (GK out)	4	50%	2/3	1	0/0	2/2	2/2
6 on 6 (GK out)	3	33%	1/3	0	0/0	0/0	0/0
6 on 6	51	29%	15/37	14			
6 on 5	7	57%	4/6	1			
6 on 4	1	100%	1/1	0			


Numbers show attacking numbers of opponent. Lower efficiency of opponent means better defense of this team

Jersey number Tot. Total shooting 6m 6m (line) shooting 9m 9m shooting Wng Wing shooting FB Fastbreak sh. 7m 7m penalty sh.
Brk. Breakthrough sh. LD Long distance sh. As. Assists PC Pass clear chance E7 Earned 7m pen. TF Technical faults St. Steals
2m 2m punishments C7 Committed 7m E2 Earned 2m pun. YC Yellow cards R/B Red/Blue cards Blk. Blocks S Starting Line-up

Handball statistics and livescore by Toma-soft ltd (www.toma-soft.hr)



10th IHF Women's Youth World Championship 2024



Final Round, 9-12. place

Match Team Statistics

Match No. 83

Montenegro 23 - 30 Norway

(13 - 16) (10 - 14)

22.8.2024. 13:30

Attendance: 150

Olympic Sports Center

Referees: Yufeng Cheng (CHN) / Yunlei Zhou (CHN)

Shot distribution by player

4 M. Hagenes

5 M. Haldorsson

2/2		1/1
		1/2
3/3		

1/1 lob

6 M. Breen

		0/1
		1/1

2 post 2/2 lob

8 V. Refsland

		0/1
	1/1	
		2/2

1 miss.

10 S. With

11 J. Hessen

0/1		
1/1		1/1

14 S. Ekerhovd

1/1	1/1	1/1
1/1		

18 I. Tommervag

1/1		

21 V. Gulbrandsen

	0/1	0/1
1/1		2/2

1 post 1/1 lob

22 O. Holte

		0/1
		0/1
		2/2

1 miss.

24 J. Ellingsen

27 O. Kongssund

35 T. Langseth

	0/1	1/1
1/1	0/1	

TOTAL

3/3	1/3	3/7
1/2	1/1	2/4
7/7	0/1	7/7

3 post 2 miss. 4/4 lob

Saves distribution goalkeepers

1 P. Ro

12 L. Langaard

4/6	2/2	2/6
1/2	1/1	
6/11	3/4	1/7

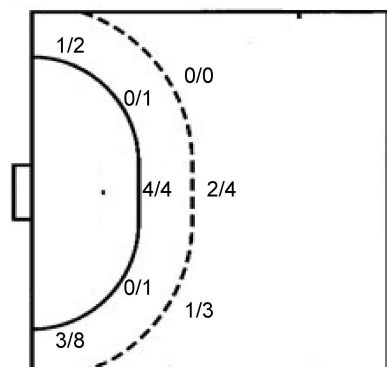
16 E. Gunnarsdottir

TOTAL

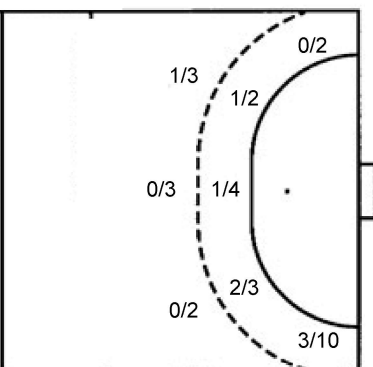
4/6	2/2	2/6
1/2	1/1	
6/11	3/4	1/7

Shots by position

ATTACK



DEFENSE



7m penalties 3/3
Fastbreak 6/7
Breakthrough 8/10
Long dist. 2/2

7m penalties 1/1
Fastbreak 3/6
Breakthrough 8/14
Long dist. 3/4

Shooting statistics

Position	Goals	Sav.	Miss.	Post	Blk.	Total	%
Back (9m)	3	3	1	0	0	7	43
Line (6m)	4	2	0	0	0	6	67
Wing	4	2	1	3	0	10	40
7m penalties	3	0	0	0	0	3	100
Fastbreak	6	1	0	0	0	7	86
Breakthrough	8	2	0	0	0	10	80
Total	28	10	2	3	0	43	65

Jersey number Tot. Total shooting 6m 6m (line) shooting 9m 9m shooting Wng Wing shooting FB Fastbreak sh. 7m 7m penalty sh.
Brk. Breakthrough sh. LD Long distance sh. As. Assists PC Pass clear chance E7 Earned 7m pen. TF Technical faults St. Steals
2m 2m punishments C7. Committed 7m E2 Earned 2m pun. YC. Yellow cards R/B Red/Blue cards Blk. Blocks S Starting Line-up

Handball statistics and livescore by Toma-soft ltd (www.toma-soft.hr)



10th IHF Women's Youth World Championship 2024



Final Round, 9-12. place

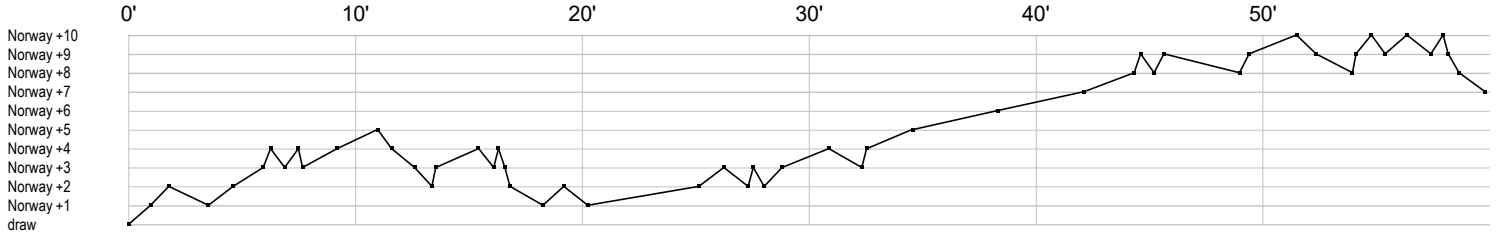
Match Team Statistics
Match No. 83

Montenegro 23 - 30 Norway

(13 - 16) (10 - 14)

22.8.2024. 13:30
Attendance: 150
Olympic Sports Center

Referees: Yufeng Cheng (CHN) / Yunlei Zhou (CHN)



Montenegro

1 Roncević T	r r s r r r r					r r s r
2 Andrijasević S						g f i f
5 Pavlović M	g	g	bf	p g	t	p g f
6 Jolić D						t
7 Lekić N						
8 Kuzman K	2	g	f	p p t		f f f g
9 Ceklic M	2c	t g e f g t g f		ff b	t i	g g
10 Pelicić B		c g		f		
11 Guberinić A	f g f t	g	f	a f	bf	
12 Jovanović L	r r s	r r r s r s	s s r r r	r f r sr	rs	s r r r r r
13 Ramusović N	p g ft		t f g	f	t	
15 Petrović M						f
17 Mitrović E	f t p g f a t		c	g	f p ff	tg p t ba g gi g
20 Gasević K	t	t		f		
23 Vuksanović M			r			
27 Banović A				f	f	

Norway

1 Ro P						
4 Hagenes M						
5 Haldorsson M	g p g p a f g g		g		x g	g t g
6 Breen M	g f f ba a f			t g		g t
8 Refsland V	big f	bp f g				g
10 With S						
11 Hessen J	ei a t g t c at		p g e t t	f		
12 Langaard L	s s r s r r s	r r r ss r r r r	r ss	s r r	ss r s s s s a r s s	ts r sr r gs r r
14 Ekerhovd S		g t			g a	t x g tg 2
16 Gunnarsdottir						
18 Tømmervag I	g	e		t xt		t 2
21 Gulbrandsen	g g	f f f		g	g	
22 Holte O			g g	a f bt a		f f t
24 Ellingsen J						
27 Kongssund O					2	t t
35 Langseth T		g f t t	x	fg		

In game	g Goal scored	f Missed shot	a Assist	t Technical faults	b Steal
2 2min suspension	e Earned 7m	c Committed 7m	y Yellow card	r Red Card	k Blue card
i Earned 2min.	x Block	4 4min suspension	p Pass for clear chance	s Saved shot	r Received goal