



10th IHF Women's Youth World Championship 2024



President's Cup - Group I, 2. round

Match Team Statistics

Match No. 77

Austria 33 - 14 Nigeria

(17 - 8) (16 - 6)

20.8.2024. 12:00

Attendance: 100

Olympic Sports Center

Referees: Yufeng Cheng (CHN) / Yunlei Zhou (CHN)

Austria

Players		Goals / shots									Attack				Def.			Penalties				TP			
#	Surname and name	S	Tot.	%	9m	6m	Wing	7m	FB	Brk.	LD	As.	PC	E7	E2	TF	St.	C7	Blk	YC	2m		R	B	
1	JOBST Michelle											1	1			2									36:16
2	BRÄNDLE Emilia		0/1	0	0/1							1	1			3									41:29
3	BALJAK Lorena	S	2/5	40		0/1	1/2		1/2			2				1									23:49
4	BARNJAK Andrea	S	2/3	67	2/3							3		2	1										33:06
5	EGGER Philomena																								
8	NEUNTEUFEL Leonie	S	3/5	60		1/1	1/2		1/2							1	1								37:30
9	POLANSZKY Viktoria		1/2	50		1/2						1	1			1					1				36:00
12	PLAVOTIC Nina	S										1													23:13
13	SCHIEBER Leana		1/3	33	0/1					1/2		1				1									9:37
14	CHROUST Rebecca	S	5/5	100					3/3	2/2		1	2		2	3	1								30:14
15	ARNOLD Leonie		2/2	100			1/1		1/1																25:37
17	RAPPITSCH Rebecca		1/1	100			1/1							1		4				2					24:52
18	PAUL Rebecca		3/3	100		1/1		1/1	1/1																11:50
21	MATICEVIC Martina		4/7	57	2/2	1/3		1/1		0/1						3	1			3					26:48
25	ZISKE Ellonie	S	4/7	57			2/3		1/3	1/1						3									32:24
27	EGBAIMO Aurelie	S	5/6	83		2/2		1/1	1/1	1/2							1								27:15
	Team / bench																								
	TOTAL		33/50	66	4/7	6/10	6/9	3/3	9/13	5/8	0/0	11	5	3	3	22	4	0	5	0	1	0	0		

Goalkeepers		Saves / shots								
#	Surname and name	Tot.	%	9m	6m	Wing	7m	FB	Brk.	LD
1	JOBST Michelle	9/19	47	3/4	3/4	0/4		2/6	1/1	
12	PLAVOTIC Nina	4/8	50	2/3	0/1	2/4				
	TOTAL	13/27	48	5/7	3/5	2/8	0/0	2/6	1/1	0/0

Coach: **Simona Spiridon**

Number of attacks: 70, Efficiency: 47%, Average Duration: 20.03 seconds

Attack by type of defense

	Shots	9m	6m	Wing	TF	E7	E2
On def. 6-0	21/34	4/7	6/10	6/9	22	3	3
Fastbreak	9/13				0	0	0

Defense by type

	Total	9m	6m	Wing	Stl.	C7	2m
Def. 6-0	10/40	2/19	2/8	6/10	4	0	0
Fastbreak	4/7				0	0	1

Attack with superiority / minority / goalkeeper out

	Attack				Reaction		
	Att.	Eff.	Shots	TF	FB	LD	Tot.
7 on 6 (GK out)	1	0%	0/1	0	0/0	0/0	0/0
6 on 6 (GK out)	2	100%	2/2	0	0/0	0/0	0/0
6 on 6	60	47%	28/40	20			
6 on 5	7	43%	3/5	2			

Player superiority / GK out counted at the end of attack (in case it changes during attack)

Defense with superiority / minority / goalkeeper out


	Attack				Reaction		
	Att.	Eff.	Shots	TF	FB	LD	Tot.
6 on 6	62	19%	12/37	25			
5 on 6	6	0%	0/2	4			
6 on 5	2	100%	2/2	0			

Numbers show attacking numbers of opponent. Lower efficiency of opponent means better defense of this team

Jersey number Tot. Total shooting 6m 6m (line) shooting 9m 9m shooting Wng Wing shooting FB Fastbreak sh. 7m 7m penalty sh.
 Brk. Breakthrough sh. LD Long distance sh. As. Assists PC Pass clear chance E7 Earned 7m pen. TF Technical faults St. Steals
 2m 2m punishments C7 Committed 7m E2 Earned 2m pun. YC Yellow cards R/B Red/Blue cards Blk. Blocks S Starting Line-up



10th IHF Women's Youth World Championship 2024



President's Cup - Group I, 2. round

Match Team Statistics

Match No. 77

Austria 33 - 14 Nigeria

(17 - 8) (16 - 6)

20.8.2024. 12:00

Attendance: 100

Olympic Sports Center

Referees: Yufeng Cheng (CHN) / Yunlei Zhou (CHN)

Shot distribution by player

2 E. Brändle

1 miss.

3 L. Baljak

	0/1	
		1/1
1/1		

1 post 1 miss.

4 A. Barnjak

0/1		1/1
1/1		

5 P. Egger

8 L. Neunteufel

3/3		0/1

1 miss.

9 V. Polanszky

1/1	0/1	

13 L. Schieber

0/1		
		0/1
1/1		

14 R. Chroust

		1/1
2/2	1/1	1/1

15 L. Arnold

		2/2

17 R. Rappitsch

1/1		

18 R. Paul

		1/1
1/1		1/1

21 M. Maticovic

1/1		
1/1	0/2	2/3

25 E. Ziske

1/2	0/1	
		1/1
1/1	1/1	

1 post

27 A. Egbaimo

		1/1
		1/1
		3/3

1 miss.

TOTAL

2/5	0/3	3/3
1/1		4/5
12/12	2/4	9/11

2 post 4 miss.

Saves distribution goalkeepers

1 M. Jobst

2/5	0/2	1/2
	1/1	
3/6	1/1	1/2

12 N. Plavotic

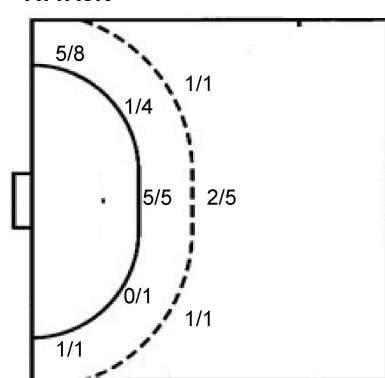
	0/1	1/2
1/1		
0/1	2/3	

TOTAL

2/5	0/3	2/4
1/1	1/1	
3/7	3/4	1/2

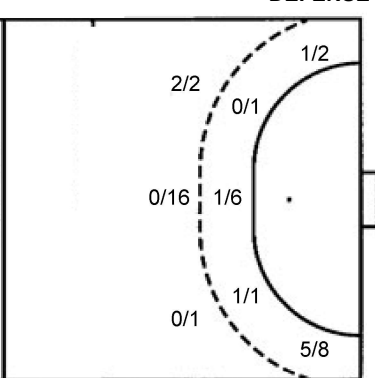
Shots by position

ATTACK



7m penalties 3/3
Fastbreak 9/13
Breakthrough 5/8
Long dist. 0/0

DEFENSE



7m penalties 0/0
Fastbreak 4/7
Breakthrough 0/3
Long dist. 0/0

Shooting statistics


Position	Goals	Sav.	Miss.	Post	Blk.	Total	%
Back (9m)	4	2	1	0	0	7	57
Line (6m)	6	3	1	0	0	10	60
Wing	6	3	0	0	0	9	67
7m penalties	3	0	0	0	0	3	100
Fastbreak	9	1	1	2	0	13	69
Breakthrough	5	2	1	0	0	8	63
Total	33	11	4	2	0	50	66

Jersey number Tot. Total shooting 6m 6m (line) shooting 9m 9m shooting Wng Wing shooting FB Fastbreak sh. 7m 7m penalty sh.
Brk. Breakthrough sh. LD Long distance sh. As. Assists PC Pass clear chance E7 Earned 7m pen. TF Technical faults St. Steals
2m 2m punishments C7. Committed 7m E2 Earned 2m pun. YC. Yellow cards R/B Red/Blue cards Blk. Blocks S Starting Line-up

Handball statistics and livescore by Toma-soft ltd (www.toma-soft.hr)



10th IHF Women's Youth World Championship 2024



President's Cup - Group I, 2. round

Match Team Statistics

Match No. 77

Austria 33 - 14 Nigeria

(17 - 8) (16 - 6)

20.8.2024. 12:00

Attendance: 100

Olympic Sports Center

Referees: Yufeng Cheng (CHN) / Yunlei Zhou (CHN)

Nigeria

#	Surname and name	S	Goals / shots							Attack					Def.			Penalties				TP				
			Tot.	%	9m	6m	Wing	7m	FB	Brk.	LD	As.	PC	E7	E2	TF	St.	C7	Blk	YC	2m		R	B		
1	BABATUNDE Kehinde Titilope	S																						31:31		
3	BELLO Rahima		2/8	25	0/2	1/3				1/1	0/2				4	2			6	1				45:09		
4	BABATUNDE Taiwo Olabisi	S	0/9	0	0/7	0/1					0/1								7	1				54:45		
10	AKINLADE Damilola Elizabeth																									
11	ONYEKWERE Lucy Chinecherem		4/5	80	0/1			4/4												1				27:11		
12	SAMUEL Precious Oluebubechukwu																							28:29		
17	SAMUEL Prudence Onyinechukwu	S	3/7	43	2/6	1/1								1				5	1			1		33:47		
20	MUHAMMAD Amina	S	2/10	20	0/2	0/3				2/5					1				1	1			1	60:00		
23	IGBENEDION Blessing	S	1/4	25			1/4												4	3				36:25		
25	OKOLO Joan Anwulika	S	2/3	67			1/2			1/1					1					1				37:41		
26	OGBUSIMBA Chidera																							6:00		
30	OPARAUGO Amarachi Victoria	S	0/1	0	0/1															2				22:48		
33	IZUOBA Bethel Ijeoma																			3	1		1	36:14		
Team / bench																			1							
TOTAL			14/47	30	2/19	2/8	6/10	0/0	4/7	0/3	0/0				5	4	0	0	29	7	3	0	0	3	0	0

#	Surname and name	Saves / shots								
		Tot.	%	9m	6m	Wing	7m	FB	Brk.	LD
1	BABATUNDE Kehinde Titilope	5/25	20	2/5	1/3	1/4	0/2	0/7	1/4	
12	SAMUEL Precious Oluebubechukwu	6/19	32	0/1	2/6	2/5	0/1	1/3	1/3	
TOTAL		11/44	25	2/6	3/9	3/9	0/3	3/10	2/7	0/0

Coach: Adewunmi Olumide Shittu

Number of attacks: 70, Efficiency: 20%, Average Duration: 31.13 seconds

Attack by type of defense

	Shots	9m	6m	Wing	TF	E7	E2
On def. 6-0	10/40	2/19	2/8	6/10	29	0	0
Fastbreak	4/7				0	0	0

Defense by type

	Total	9m	6m	Wing	Stl.	C7	2m
Def. 6-0	21/34	4/7	6/10	6/9	7	3	0
Fastbreak	9/13				0	0	3

Attack with superiority / minority / goalkeeper out

	Attack				Reaction		
	Att.	Eff.	Shots	TF	FB	LD	Tot.
6 on 6	62	19%	12/37	25			
5 on 6	6	0%	0/2	4			
6 on 5	2	100%	2/2	0			

Player superiority / GK out counted at the end of attack (in case it changes during attack)

Defense with superiority / minority / goalkeeper out

	Attack				Reaction		
	Att.	Eff.	Shots	TF	FB	LD	Tot.
7 on 6 (GK out)	1	0%	0/1	0	0/0	0/0	0/0
6 on 6 (GK out)	2	100%	2/2	0	0/0	0/0	0/0
6 on 6	60	47%	28/40	20			
6 on 5	7	43%	3/5	2			


Numbers show attacking numbers of opponent. Lower efficiency of opponent means better defense of this team

Jersey number Tot. Total shooting 6m 6m (line) shooting 9m 9m shooting Wng Wing shooting FB Fastbreak sh. 7m 7m penalty sh.
 Brk. Breakthrough sh. LD Long distance sh. As. Assists PC Pass clear chance E7 Earned 7m pen. TF Technical faults St. Steals
 2m 2m punishments C7. Committed 7m E2 Earned 2m pun. YC. Yellow cards R/B Red/Blue cards Blk. Blocks S Starting Line-up

Handball statistics and livescore by Toma-soft ltd (www.toma-soft.hr)



10th IHF Women's Youth World Championship 2024



President's Cup - Group I, 2. round

Match Team Statistics

Match No. 77

Austria 33 - 14 Nigeria

(17 - 8) (16 - 6)

20.8.2024. 12:00

Attendance: 100

Olympic Sports Center

Referees: Yufeng Cheng (CHN) / Yunlei Zhou (CHN)

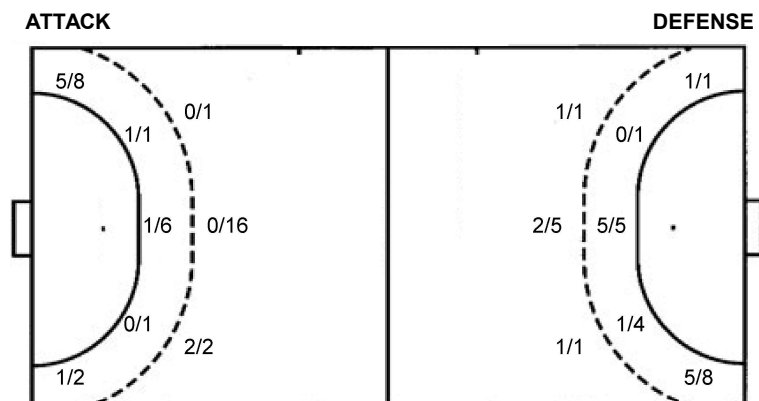
Shot distribution by player

3 R. Bello 3 miss. 3 block 2/2	4 T. Babatunde 4 miss. 1 block 0/1 0/2 0/1	10 D. Akinlade	11 L. Onyekwere 1 miss. 1/1 3/3	17 P. Samuel 3 miss. 2/2 1/2	20 A. Muhammad 1 post 1 block 2/4 0/1 0/1 0/1 0/1	23 B. Igbenedion 1 miss. 0/1 1/2
25 J. Okolo 1 post 1/1 1/1	26 C. Ogbusimba	30 A. Oparaugo 1 miss.	33 B. Izuoba	TOTAL 2 post 13 miss. 5 block 3/5 3/3 2/4 0/1 0/1 4/7 1/4 1/2		

Saves distribution goalkeepers

1 K. Babatunde 2/2 1/1 0/2 0/1 1/5 0/6 1/2 0/6	12 P. Samuel 1/3 2/2 0/1 0/6 1/2 2/5	TOTAL 3/5 3/3 0/3 0/1 1/5 0/12 2/4 2/11
----------------------------------------------------------------	---------------------------------------------------	---------------------------------------------------------

Shots by position



7m penalties	0/0
Fastbreak	4/7
Breakthrough	0/3
Long dist.	0/0

7m penalties	3/3
Fastbreak	9/13
Breakthrough	5/8
Long dist.	0/0

Shooting statistics

Position	Goals	Sav.	Miss.	Post	Blk.	Total	%
Back (9m)	2	5	8	0	4	19	11
Line (6m)	2	3	2	0	1	8	25
Wing	6	2	1	1	0	10	60
7m penalties	0	0	0	0	0	0	0
Fastbreak	4	2	0	1	0	7	57
Breakthrough	0	1	2	0	0	3	0
Total	14	13	13	2	5	47	30

Jersey number Tot. Total shooting 6m 6m (line) shooting 9m 9m shooting Wng Wing shooting FB Fastbreak sh. 7m 7m penalty sh.
 Brk. Breakthrough sh. LD Long distance sh. As. Assists PC Pass clear chance E7 Earned 7m pen. TF Technical faults St. Steals
 2m 2m punishments C7. Committed 7m E2 Earned 2m pun. YC. Yellow cards R/B Red/Blue cards Blk. Blocks S Starting Line-up

