




10th IHF Women's Youth World Championship 2024



Main Round - Group IV, 2. round

Match Team Statistics

Match No. 75

Spain 25 - 21 Germany

(14 - 13) (11 - 8)

20.8.2024. 18:00

Attendance: 300

Olympic Sports Center

Referees: Line Hansen (DEN) / Josefine Jensen (DEN)

Shot distribution by player

2 A. Ros Quesada

1/1		

3 K. Fonkeng Mfotiog

		1/1

4 L. Arruabarrena Gaztanazpi

		1/1

5 E. Rodriguez Sarasola

		0/1
1/1	0/1	1/1

6 M. Regordan Silva

0/1	0/1	
0/1	1/1	
0/1		

7 B. Rodriguez Lario

1/1		1/1
		1/1
1/1		1/1

1 miss.

8 K. Jallow Diallo

9 N. Solis Rodriguez

	1/1	
	0/1	

2/2 lob

10 N. Patino Limes

		0/1
	1/1	

11 E. Torres Cabello

1/1		1/1
		1/1

15 C. Garcia Sanchez

17 N. Baquedano Mezquiriz

0/2		1/1
1/1		

1 block

18 J. Gonzalez Martinez

1 post 1 block

19 S. Palanqués Martorell

3/3	0/1	
2/3		

TOTAL

6/7	1/3	2/3
0/3	1/2	2/3
5/7	2/3	4/4

1 post 1 miss. 2 block 2/2 lob

Saves distribution goalkeepers

1 G. Gassama Cissokho

2/5	0/1	0/3
	2/2	
3/8	1/2	2/4

16 A. Saez Saez

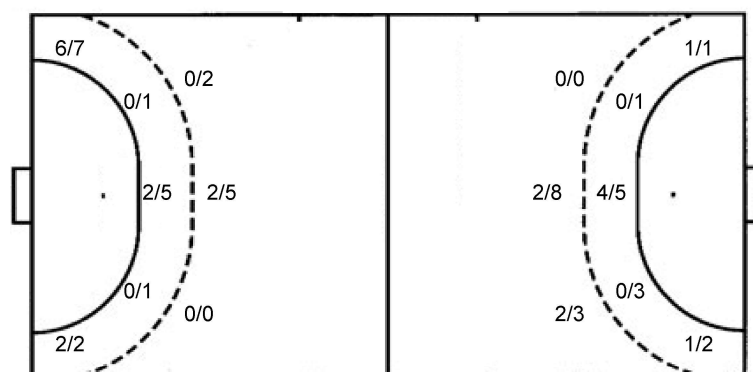
0/2		0/1
		0/1
0/1		

TOTAL

2/7	0/1	0/4
	2/2	0/1
3/9	1/2	2/4

Shots by position

ATTACK



7m penalties 2/4
Fastbreak 4/5
Breakthrough 7/9
Long dist. 0/0

DEFENSE

7m penalties 3/4
Fastbreak 2/4
Breakthrough 6/9
Long dist. 0/0

Shooting statistics


Position	Goals	Sav.	Miss.	Post	Blk.	Total	%
Back (9m)	2	2	0	1	2	7	29
Line (6m)	2	4	1	0	0	7	29
Wing	8	1	0	0	0	9	89
7m penalties	2	2	0	0	0	4	50
Fastbreak	4	1	0	0	0	5	80
Breakthrough	7	2	0	0	0	9	78
Total	25	12	1	1	2	41	61

Jersey number Tot. Total shooting 6m 6m (line) shooting 9m 9m shooting Wng Wing shooting FB Fastbreak sh. 7m 7m penalty sh.
Brk. Breakthrough sh. LD Long distance sh. As. Assists PC Pass clear chance E7 Earned 7m pen. TF Technical faults St. Steals
2m 2m punishments C7. Committed 7m E2 Earned 2m pun. YC. Yellow cards R/B Red/Blue cards Blk. Blocks S Starting Line-up

Handball statistics and livescore by Toma-soft ltd (www.toma-soft.hr)



10th IHF Women's Youth World Championship 2024



Main Round - Group IV, 2. round

Match Team Statistics

Match No. 75

Spain 25 - 21 Germany

(14 - 13) (11 - 8)

20.8.2024. 18:00

Attendance: 300

Olympic Sports Center

Referees: Line Hansen (DEN) / Josefine Jensen (DEN)

Germany

Players		Goals / shots									Attack					Def.			Penalties			TP				
#	Surname and name	S	Tot.	%	9m	6m	Wing	7m	FB	Brk.	LD	As.	PC	E7	E2	TF	St.	C7	Blk	YC	2m		R	B		
1	STEINECKE Lina																									
3	WALTHER Jana	S	3/4	75			1/2	1/1	1/1									1			1				37:11	
4	OTT Leila		1/1	100		1/1																			22:34	
6	WERLE Alissa	S																1							16:06	
7	ROHR Chiara		2/2	100			1/1		1/1									1							44:17	
9	CHRISTIANSEN Lotta	S	2/5	40	1/1	0/2				1/2		1		1		3									41:59	
10	HEIMANN Frida		1/1	100		1/1										2									28:15	
13	BORNHARDT Aylin		2/6	33		2/5			0/1			1				4		1			1				27:19	
14	KERN Marleen	S	0/4	0	0/2					0/2		2	1			3									31:11	
15	BERENS Lena															1									3:14	
16	LINDEMANN Lena Marie	S										1													58:27	
18	KLOCKE Laura Sophie	S												1	1	1				1					34:40	
19	LÜCK Lin Elisabeth												1							1					18:36	
20	TUCHOLKE Marlene	S	10/16	63	3/7			2/3	0/1	5/5		3	1	2	1	5	2								50:34	
21	OTT Kim		0/1	0	0/1											2									5:37	
Team / bench																										
TOTAL			21/40	53	4/11	4/9	2/3	3/4	2/4	6/9	0/0	8	3	4	2	21	2	4	2	0	2	0	0			

Goalkeepers		Saves / shots								
#	Surname and name	Tot.	%	9m	6m	Wing	7m	FB	Brk.	LD
1	STEINECKE Lina									
16	LINDEMANN Lena Marie	12/37	32	2/4	4/6	1/9	2/4	1/5	2/9	
TOTAL		12/37	32	2/4	4/6	1/9	2/4	2/5	2/9	0/0

Coach: Eugenius Smits

Number of attacks: 58, Efficiency: 36%, Average Duration: 25.22 seconds

Attack by type of defense

	Shots	9m	6m	Wing	TF	E7	E2
On def. 6-0	16/32	4/11	4/9	2/3	21	4	2
Fastbreak	2/4				0	0	0

Defense by type

	Total	9m	6m	Wing	Stl.	C7	2m
Def. 6-0	19/32	2/7	2/7	8/9	2	4	0
Fastbreak	4/5				0	0	2

Attack with superiority / minority / goalkeeper out

	Attack				Reaction		
	Att.	Eff.	Shots	TF	FB	LD	Tot.
6 on 6 (GK out)	4	0%	0/2	2	0/0	0/0	0/0
6 on 6	50	34%	17/31	19			
6 on 5	4	100%	4/4	0			

Player superiority / GK out counted at the end of attack (in case it changes during attack)

Defense with superiority / minority / goalkeeper out

	Attack				Reaction		
	Att.	Eff.	Shots	TF	FB	LD	Tot.
7 on 6 (GK out)	1	100%	1/1	0	0/0	0/0	0/0
6 on 6 (GK out)	2	0%	0/0	2	0/0	0/0	0/0
6 on 6	48	40%	19/33	15			
6 on 5	6	83%	5/6	0			


Numbers show attacking numbers of opponent. Lower efficiency of opponent means better defense of this team

Jersey number Tot. Total shooting 6m 6m (line) shooting 9m 9m shooting Wng Wing shooting FB Fastbreak sh. 7m 7m penalty sh.
 Brk. Breakthrough sh. LD Long distance sh. As. Assists PC Pass clear chance E7 Earned 7m pen. TF Technical faults St. Steals
 2m 2m punishments C7. Committed 7m E2 Earned 2m pun. YC. Yellow cards R/B Red/Blue cards Blk. Blocks S Starting Line-up

Handball statistics and livescore by Toma-soft ltd (www.toma-soft.hr)



10th IHF Women's Youth World Championship 2024



Main Round - Group IV, 2. round

Match Team Statistics

Match No. 75

Spain 25 - 21 Germany

(14 - 13) (11 - 8)

20.8.2024. 18:00

Attendance: 300

Olympic Sports Center

Referees: Line Hansen (DEN) / Josefine Jensen (DEN)

Shot distribution by player

3 J. Walther

2/2		
1/1		

1 post

4 L. Ott

1/1		

6 A. Werle

7 C. Rohr

2/2		

9 L. Christiansen

		1/1
	0/1	
1/1		

2 post

10 F. Heimann

1/1		

13 A. Bornhardt

0/1		1/1
0/1	1/1	0/1

1 post

14 M. Kern

0/2	0/1	

1 miss.

15 L. Berens

18 L. Klocke

19 L. Lück

20 M. Tucholke

0/1	1/1	2/2
	0/1	1/1
3/3		2/2

2 post 2 miss. 1/1 lob

21 K. Ott

	0/1	

TOTAL

5/7	1/1	4/4
	0/2	1/1
6/9	1/2	2/4

6 post 3 miss. 1/1 lob

Saves distribution goalkeepers

1 L. Steinecke

16 L. Lindemann

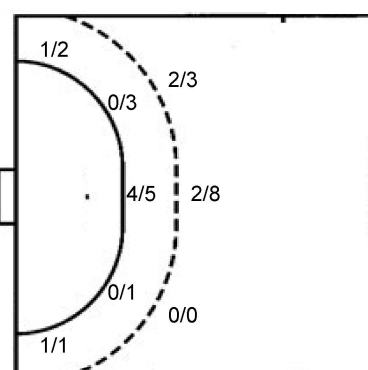
1/7	2/3	1/3
3/3	1/2	1/3
2/7	1/3	0/4

TOTAL

1/7	2/3	1/3
3/3	1/2	1/3
2/7	1/3	0/4

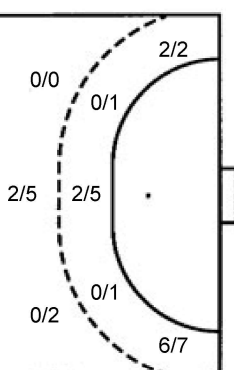
Shots by position

ATTACK



7m penalties	3/4
Fastbreak	2/4
Breakthrough	6/9
Long dist.	0/0

DEFENSE



7m penalties	2/4
Fastbreak	4/5
Breakthrough	7/9
Long dist.	0/0

Shooting statistics

Position	Goals	Sav.	Miss.	Post	Blk.	Total	%
Back (9m)	4	4	3	0	0	11	36
Line (6m)	4	3	0	2	0	9	44
Wing	2	0	0	1	0	3	67
7m penalties	3	0	0	1	0	4	75
Fastbreak	2	1	0	1	0	4	50
Breakthrough	6	2	0	1	0	9	67
Total	21	10	3	6	0	40	53

Jersey number Tot. Total shooting 6m 6m (line) shooting 9m 9m shooting Wng Wing shooting FB Fastbreak sh. 7m 7m penalty sh.
 Brk. Breakthrough sh. LD Long distance sh. As. Assists PC Pass clear chance E7 Earned 7m pen. TF Technical faults St. Steals
 2m 2m punishments C7. Committed 7m E2 Earned 2m pun. YC. Yellow cards R/B Red/Blue cards Blk. Blocks S Starting Line-up

Handball statistics and livescore by Toma-soft ltd (www.toma-soft.hr)



10th IHF Women's Youth World Championship 2024



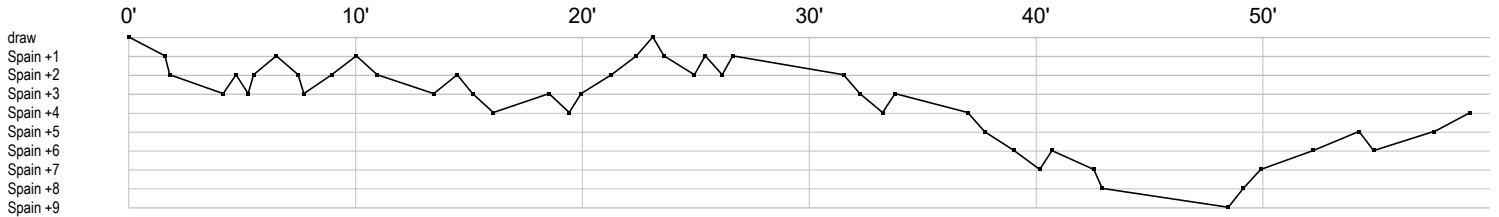
Main Round - Group IV, 2. round

Match Team Statistics
Match No. 75

Spain 25 - 21 Germany
(14 - 13) (11 - 8)

20.8.2024. 18:00
Attendance: 300
Olympic Sports Center

Referees: Line Hansen (DEN) / Josefine Jensen (DEN)



Spain

1 Gassama	r r r	r	s s r sa	r	r r r r r	s r	ss	r s	s	r r s r s
2 Ros Quesada										g
3 Fonkeng	t	2	t			g	b			
4 Arruabarrena									g	t
5 Rodriguez	bt	e	g		f p	f a	g		t t	t t
6 Regordan	a		f		f	ie g	ie	f	f	
7 Rodriguez	t bg	g t a	t g			g f p	g a	p t	a	
8 Jallow Diallo			c2							
9 Solis	g	gg	f							
10 Patino Limes			a t	t g					f	
11 Torres	g	c	g			c	g			
15 Garcia										
16 Saez Saez A	r			r				r		r r
17 Baquedano			g	f a				bg	ef	c fb t
18 Gonzalez		t f		f						
19 Palanqués			g	g g		f g	f g			

Germany

1 Steinecke L										
3 Walther J	f	g		g		2c		g		
4 Ott L										g
6 Werle A			c							
7 Rohr C				g				c		g
9 Christiansen L	g	e	t f	f	t g					fa
10 Heimann F						t	t		g	
13 Bornhardt A			t	g a	g f	2c	t f	f tt f		
14 Kern M	p t	a	t	t f					f	a f f
15 Berens L						t				
16 Lindemann L	rr	r r	rr	r s s r	r r	r	a r r r s s	r r	r s s r r	r s s r s s
18 Klocke L	t			ie	x					
19 Lück L				x					p	
20 Tucholke M	b t	g t ig	g	f f g g	a	a p t	f ef f g	g	f e g t	g t b a
21 Ott K							t	f t		

In game	g Goal scored	f Missed shot	a Assist	t Technical faults	b Steal
2 2min suspension	e Earned 7m	c Committed 7m	y Yellow card	r Red Card	k Blue card
i Earned 2min.	x Block	4 4min suspension	p Pass for clear chance	s Saved shot	r Received goal