




10th IHF Women's Youth World Championship 2024



President's Cup - Group II, 2. round

Match Team Statistics

Canada 21 - 24 India

20.8.2024. 12:00

Match No. 72

(11 - 7) (10 - 17)

Attendance: 250

Vocational and Technical
College

Referees: German Araujo (URU) / Nicolas Perdomo (URU)

Canada

#	Surname and name	S	Goals / shots								Attack				Def.			Penalties			TP					
			Tot.	%	9m	6m	Wing	7m	FB	Brk.	LD	As.	PC	E7	E2	TF	St.	C7	Bik	YC		2m	R	B		
4	REID Maxim	S	3/8	38			1/4	1/2	0/1	1/1			2		1		1									34:44
5	CHAGNON Ophély	S	1/1	100		1/1							4	5	3	3	8	1								56:10
6	RENY Annabelle		3/4	75			2/3		1/1																	33:25
7	LECLAIR Amélie		1/3	33	0/1			0/1	1/1							2	1	1								23:45
8	BLAIS Doriane	S	1/4	25			1/4																1			27:15
10	BEN HASSIN Hadyle		0/1	0	0/1											2	2						3			21:21
11	ROZON Emma																									
12	JANELLE Rosemary																									2:56
14	BOISCLAIR Florence	S	1/9	11	1/8	0/1							4	3			2	2					1			42:34
15	RIOUX Sofia																									
16	FLORESCU Alice	S											2	1												52:38
19	HALUS-UDREA Clara Maria	S	2/2	100		2/2								1	1	1		1								24:45
20	VON KUSTER Brynn		1/3	33	0/1	1/1			0/1																	7:01
22	LEMAIRE Mahély	S	8/13	62	2/5	2/3		2/3	1/1	1/1					2	3	1									51:37
26	FOURNIER Chloé		0/1	0	0/1									1									1			14:51
37	VRDOLJAK Katarina																1	1	1							26:58
	Team / bench																									
	TOTAL		21/49	43	3/17	6/8	4/11	3/6	3/4	2/3	0/0		12	10	6	6	18	4	7	2	0	5	0	0		

#	Surname and name	Saves / shots								
		Tot.	%	9m	6m	Wing	7m	FB	Brk.	LD
12	JANELLE Rosemary	0/3	0		0/1		0/1		0/1	
16	FLORESCU Alice	10/31	32	1/1	1/6	4/10	1/6	0/2	3/6	
	TOTAL	10/34	29	1/1	1/7	4/10	1/7	0/2	3/7	0/0

Coach: Eric Choquette

Number of attacks: 63, Efficiency: 33%, Average Duration: 27.30 seconds

Attack by type of defense

	Shots	9m	6m	Wing	TF	E7	E2
On def. 6-0	7/19	3/8	2/3	2/7	11	1	2
On def. 5-1	5/10	0/4	4/4	1/2	3	2	2
On def. 4-2	1/1	0/0	0/0	1/1	0	0	1
On def. 3-2-1	0/1	0/0	0/0	0/1	0	0	0
On def. press.	2/8	0/5	0/1	0/0	4	3	1
Fastbreak	3/4				0	0	0

Defense by type

	Total	9m	6m	Wing	Stl.	C7	2m
Def. 6-0	15/34	0/3	5/10	6/13	4	7	1
Def. press.	1/1	0/0	1/1	0/0	0	0	0
Fastbreak	2/2				0	0	4

Defense with superiority / minority / goalkeeper out

	Attack				Reaction		
	Att.	Eff.	Shots	TF	FB	LD	Tot.
6 on 6	41	29%	12/26	15			
5 on 6	13	46%	6/8	5			
6 on 5	7	57%	4/5	2			
5 on 5	3	33%	1/2	1			
6 on 4	1	100%	1/1	0			

Numbers show attacking numbers of opponent. Lower efficiency of opponent means better defense of this team

Attack with superiority / minority / goalkeeper out


	Attack				Reaction		
	Att.	Eff.	Shots	TF	FB	LD	Tot.
7 on 6 (GK out)	1	100%	1/1	0	0/0	0/0	0/0
6 on 6 (GK out)	6	33%	2/4	2	0/0	0/1	0/1
6 on 6	43	26%	11/31	12			
6 on 5	11	64%	7/8	3			
5 on 5	2	0%	0/1	1			

Player superiority / GK out counted at the end of attack (in case it changes during attack)

Jersey number Tot. Total shooting 6m 6m (line) shooting 9m 9m shooting Wng Wing shooting FB Fastbreak sh. 7m 7m penalty sh.
Brk. Breakthrough sh. LD Long distance sh. As. Assists PC Pass clear chance E7 Earned 7m pen. TF Technical faults St. Steals
2m 2m punishments C7. Committed 7m E2 Earned 2m pun. YC. Yellow cards R/B Red/Blue cards Blk. Blocks S Starting Line-up



10th IHF Women's Youth World Championship 2024



President's Cup - Group II, 2. round

Match Team Statistics

Match No. 72

Canada 21 - 24 India

(11 - 7) (10 - 17)

20.8.2024. 12:00

Attendance: 250

Vocational and Technical College

Referees: German Araujo (URU) / Nicolas Perdomo (URU)

Shot distribution by player

4 M. Reid 0/1 1/1 2/3 2 post 1 miss.	5 O. Chagnon 1/1	6 A. Reny 2/2 1/1 1 miss.	7 A. Leclair 0/2 1/1	8 D. Blais 1/1 1 post 2 miss.	10 H. Ben Hassin 0/1	11 E. Rozon
14 F. Boisclair 0/1 0/1 1/1 0/1 0/2 3 post	15 S. Rioux	19 C. Halus-Udrea 1/1 1/1	20 B. Von Kuster 1/1 1 post 1 miss.	22 M. Lemaire 1/1 0/1 0/1 0/1 5/5 0/1 2/2 1 miss.	26 C. Fournier 1 block	37 K. Vrdoljak

TOTAL

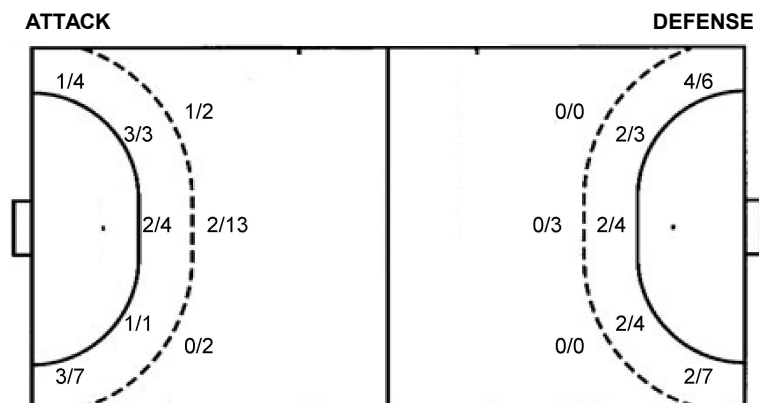
2/2	1/3	0/2
1/2	0/2	0/2
10/10	1/2	6/10

7 post 6 miss. 1 block

Saves distribution goalkeepers

12 R. Janelle 0/1 0/1 0/1	16 A. Florescu 0/4 0/2 2/2 1/1 2/5 3/6 2/5 0/4	TOTAL 0/4 0/3 2/2 1/1 2/5 3/7 2/5 0/5
--	--	---

Shots by position



7m penalties	3/6	7m penalties	6/7
Fastbreak	3/4	Fastbreak	2/2
Breakthrough	2/3	Breakthrough	4/8
Long dist.	0/0	Long dist.	0/1


Shooting statistics

Position	Goals	Sav.	Miss.	Post	Blk.	Total	%
Back (9m)	3	8	2	3	1	17	18
Line (6m)	6	2	0	0	0	8	75
Wing	4	1	4	2	0	11	36
7m penalties	3	3	0	0	0	6	50
Fastbreak	3	0	0	1	0	4	75
Breakthrough	2	0	0	1	0	3	67
Total	21	14	6	7	1	49	43

Jersey number Tot. Total shooting 6m 6m (line) shooting 9m 9m shooting Wng Wing shooting FB Fastbreak sh. 7m 7m penalty sh.
 Brk. Breakthrough sh. LD Long distance sh. As. Assists PC Pass clear chance E7 Earned 7m pen. TF Technical faults St. Steals
 2m 2m punishments C7. Committed 7m E2 Earned 2m pun. YC. Yellow cards R/B Red/Blue cards Blk. Blocks S Starting Line-up



10th IHF Women's Youth World Championship 2024



President's Cup - Group II, 2. round

Match Team Statistics

Match No. 72

Canada 21 - 24 India

(11 - 7) (10 - 17)

20.8.2024. 12:00

Attendance: 250

Vocational and Technical
College

Referees: German Araujo (URU) / Nicolas Perdomo (URU)

India

Players		Goals / shots									Attack				Def.			Penalties			TP				
#	Surname and name	S	Tot.	%	9m	6m	Wing	7m	FB	Brk.	LD	As.	PC	E7	E2	TF	St.	C7	Bk	YC		2m	R	B	
3	TAMANNA Tamanna	S	6/8	75		1/1	4/6		1/1								2				2			60:00	
5	SUJATA Sujata		10/15	67	0/2	2/3		5/5	1/1	2/4		3	1	2	2	6	1	1	1					45:04	
7	TANNU Tannu	S	3/6	50		2/3		1/2		0/1		2				2	1				1			47:25	
8	KAJAL Kajal																							4:53	
9	ISHU Ishu																							0:01	
12	JAT Manisha																								
13	MUSKAN Muskan																							3:05	
14	TEENA Teena	S														1		4				2		30:41	
15	ARUSHI Arushi																							59:17	
16	POOJA Pooja																								
18	KHUSHI Khushi	S	2/6	33		1/3				1/2	0/1		3	4	2	4	1							49:35	
23	ANIKA Anika	S	1/3	33	0/1	0/1				1/1		6	4	1		5	1	1				2		59:16	
24	KAFHI Kafhi	S	2/7	29			2/7									3								60:00	
29	KUMARI Kanika	S																						0:43	
34	SINGH Vaishnavi																								
35	GAHLAWAT Lavisha																								
Team / bench																									
TOTAL			24/45	53	0/3	6/11	6/13	6/7	2/2	4/8	0/1	11	8	7	4	23	4	6	1	0	7	0	0		

Goalkeepers		Saves / shots								
#	Surname and name	Tot.	%	9m	6m	Wing	7m	FB	Brk.	LD
15	ARUSHI Arushi	14/35	40	8/11	2/8	1/5	3/6	0/3	0/2	
29	KUMARI Kanika									
35	GAHLAWAT Lavisha									
TOTAL		14/35	40	8/11	2/8	1/5	3/6	0/3	0/2	0/0

Coach: Karthikeyan Madanagurusami

Number of attacks: 65, Efficiency: 37%, Average Duration: 28.15 seconds

Attack by type of defense

	Shots	9m	6m	Wing	TF	E7	E2
On def. 6-0	15/34	0/3	5/10	6/13	23	7	4
On def. press.	1/1	0/0	1/1	0/0	0	0	0
Fastbreak	2/2				0	0	0

Defense by type

	Total	9m	6m	Wing	Stl.	C7	2m
Def. 6-0	7/19	3/8	2/3	2/7	2	1	0
Def. 5-1	5/10	0/4	4/4	1/2	1	2	0
Def. 4-2	1/1	0/0	0/0	1/1	0	0	0
Def. 3-2-1	0/1	0/0	0/0	0/1	0	0	0
Def. press.	2/8	0/5	0/1	0/0	1	3	0
Fastbreak	3/4				0	0	7

Attack with superiority / minority / goalkeeper out

	Attack				Reaction		
	Att.	Eff.	Shots	TF	FB	LD	Tot.
6 on 6	41	29%	12/26	15			
5 on 6	13	46%	6/8	5			
6 on 5	7	57%	4/5	2			
5 on 5	3	33%	1/2	1			
6 on 4	1	100%	1/1	0			

Player superiority / GK out counted at the end of attack (in case it changes during attack)

Defense with superiority / minority / goalkeeper out

	Attack				Reaction		
	Att.	Eff.	Shots	TF	FB	LD	Tot.
7 on 6 (GK out)	1	100%	1/1	0	0/0	0/0	0/0
6 on 6 (GK out)	6	33%	2/4	2	0/0	0/1	0/1
6 on 6	43	26%	11/31	12			
6 on 5	11	64%	7/8	3			
5 on 5	2	0%	0/1	1			

Numbers show attacking numbers of opponent. Lower efficiency of opponent means better defense of this team

Jersey number Tot. Total shooting 6m 6m (line) shooting 9m 9m shooting Wng Wing shooting FB Fastbreak sh. 7m 7m penalty sh.
 Brk. Breakthrough sh. LD Long distance sh. As. Assists PC Pass clear chance E7 Earned 7m pen. TF Technical faults St. Steals
 2m 2m punishments C7. Committed 7m E2 Earned 2m pun. YC. Yellow cards R/B Red/Blue cards Bk. Blocks S Starting Line-up

Handball statistics and livescore by Toma-soft ltd (www.toma-soft.hr)



10th IHF Women's Youth World Championship 2024



President's Cup - Group II, 2. round

Match Team Statistics

Match No. 72

Canada 21 - 24 India

(11 - 7) (10 - 17)

20.8.2024. 12:00

Attendance: 250

Vocational and Technical College

Referees: German Araujo (URU) / Nicolas Perdomo (URU)

Shot distribution by player

3 T. Tamanna

3/3		
0/1		
1/2	1/1	1/1

5 S. Sujata

		1/1
		2/3
3/3	2/3	2/2

1 post 1 miss. 1 block

7 T. Tannu

		0/1
0/2		2/2

1/1 lob

8 K. Kajal

9 I. Ishu

12 M. Jat

13 M. Muskan

14 T. Teena

16 P. Pooja

18 K. Khushi

1/1		1/1
	0/1	

3 miss.

23 A. Anika

		1/1

1 post 1 block

24 K. Kafhi

		1/1
0/1		
	0/1	

2 post 1 miss. 1/1 lob

34 V. Singh

TOTAL

4/4		3/3
0/2	0/1	3/5
4/7	3/5	5/5

4 post 5 miss. 2 block 2/2 lob

Saves distribution goalkeepers

15 A. Arushi

0/2	2/3	2/2
1/2	2/2	2/2
0/10	1/2	4/10

29 K. Kumari

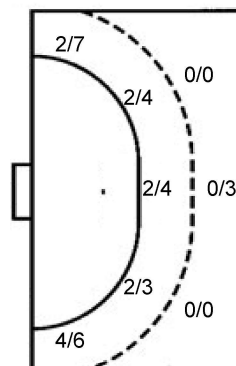
35 L. Gahlawat

TOTAL

0/2	2/3	2/2
1/2	2/2	2/2
0/10	1/2	4/10

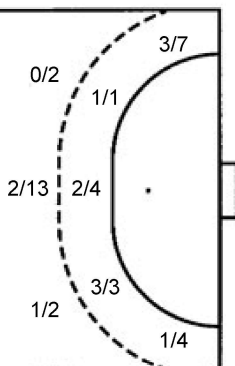
Shots by position

ATTACK



7m penalties 6/7
Fastbreak 2/2
Breakthrough 4/8
Long dist. 0/1

DEFENSE



7m penalties 3/6
Fastbreak 3/4
Breakthrough 2/3
Long dist. 0/0

Shooting statistics

Position	Goals	Sav.	Miss.	Post	Blk.	Total	%
Back (9m)	0	1	0	0	2	3	0
Line (6m)	6	1	3	1	0	11	55
Wing	6	4	1	2	0	13	46
7m penalties	6	1	0	0	0	7	86
Fastbreak	2	0	0	0	0	2	100
Breakthrough	4	3	0	1	0	8	50
Total	24	10	4	4	2	44	55

Jersey number Tot. Total shooting 6m 6m (line) shooting 9m 9m shooting Wng Wing shooting FB Fastbreak sh. 7m 7m penalty sh.
Brk. Breakthrough sh. LD Long distance sh. As. Assists PC Pass clear chance E7 Earned 7m pen. TF Technical faults St. Steals
2m 2m punishments C7. Committed 7m E2 Earned 2m pun. YC. Yellow cards R/B Red/Blue cards Blk. Blocks S Starting Line-up

Handball statistics and livescore by Toma-soft ltd (www.toma-soft.hr)



10th IHF Women's Youth World Championship 2024



President's Cup - Group II, 2. round

Match Team Statistics

Match No. 72

Canada 21 - 24 India

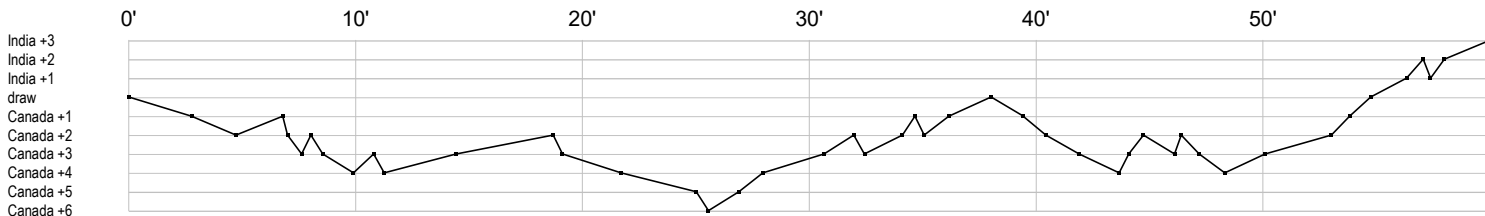
(11 - 7) (10 - 17)

20.8.2024. 12:00

Attendance: 250

Vocational and Technical
College

Referees: German Araujo (URU) / Nicolas Perdomo (URU)



Canada

4 Reid M	g g f a t f		f	fe a	g		f					
5 Chagnon O	e t g		a ei a p p t		i p		t a t i t		b p p		e t t a t	
6 Reny A			g		g		g f					
7 Leclair A	f		t bgc t				f					
8 Blais D	g		f				f f		2			
10 Ben Hassin H			f 2				t		2c		2c	
11 Rozon E												
12 Janelle R									r		r	
14 Boisclair F	a f a f a		c		g f t		p 2c		a f f p		p f t f f	
15 Rioux S												
16 Florescu A	s s r r		r p r		r		a s s r s r s r r		r r r r s a		s r r r s r r r r	
19 Halus-Udrea	g						p c				i e g	
20 Von Kuster B					g f f							
22 Lemaire M	f g		i g f		f		g i t tbf		g g g		g g f t	
26 Fournier C			x						e f			
37 Vrdoljak K					x			c				b

India

3 Tamanna T	f t		g 2		2		g f		g t		g g			
5 Sujata S	f		t t g		a f t e		g t t		g f g g f a bg		g t c i f g p x a		g i e g	
7 Tannu T			a		t g		f a f		f		2t		g b	
8 Kajal K														
9 Ishu I														
12 Jat M														
13 Muskan M														
14 Teena T	c		t c 2									c		2c
15 Arushi A	s r r s r r		r s r		s r s r		r r r		r r s s r r r		r r r s r r r		s s s s r	
16 Pooja P														
18 Khushi K	p				f t		e p e i g t e p				i e t f f b f g t			
23 Anika A			p t		f		t f p t e p		2		ba p t t 2		a g c a a a	
24 Kafni K	f g f				t f g		f t f		t					
29 Kumari K														
34 Singh V														
35 Gahlawat L														

In game	g Goal scored	f Missed shot	a Assist	t Technical faults	b Steal
2 2min suspension	e Earned 7m	c Committed 7m	y Yellow card	r Red Card	k Blue card
i Earned 2min.	x Block	4 4min suspension	p Pass for clear chance	s Saved shot	r Received goal