




10th IHF Women's Youth World Championship 2024



Main Round - Group II, 2. round

Match Team Statistics

Netherlands 22 - 23 Brazil

20.8.2024. 14:00

Match No. 67

(10 - 11) (12 - 12)

Attendance: 150

International Handball Hall

Referees: Mads Fremstad (NOR) / Jorgen Jorstad (NOR)

Netherlands

#	Surname and name	S	Goals / shots								Attack				Def.			Penalties			TP		
			Tot.	%	9m	6m	Wing	7m	FB	Brk.	LD	As.	PC	E7	E2	TF	St.	C7	Blk	YC		2m	R
2	DE BOER Anne	S										1											30:07
3	VAN HORSSSEN Cindy																						29:53
5	MALLO Esmeralda		1/2	50				1/2															20:30
6	PELZER Iyem		3/4	75	1/2			2/2				1			1	2		1					21:19
8	VAN GALEN Robin	S	0/2	0				0/1															39:19
9	SCHOUTEN Fleur	S	3/8	38	0/3	2/2						2		1		2		1					43:17
10	KLEIJKERS Femke																						
11	GROOTEN Robin		1/1	100				1/1															20:35
12	VAN DER RAAIJ Jane		2/2	100		1/1											1						24:44
13	PORTENGEN Frencis		3/6	50	0/2	1/1						1	1			2							27:01
14	HORVERS Maud	S	3/6	50	1/4				1/1			2			1	2	2						26:12
15	KEMP Fenna																						
16	BUIJS Sophie	S	2/5	40	1/4			1/1				2				2		1	5		1		44:49
18	SCHOUTEN Anne	S	1/3	33	0/2	1/1						1		2		2			1				41:37
19	VAN KLEEF Silke	S	1/2	50				1/2														1	31:49
21	BORREGANA Alyssa		2/3	67	1/2																		18:48
Team / bench																1							
TOTAL			22/44	50	4/19	5/5	3/5	3/3	5/7	2/5	0/0	9	2	3	2	18	3	3	6	0	2	0	0

#	Surname and name	Saves / shots								
		Tot.	%	9m	6m	Wing	7m	FB	Brk.	LD
2	DE BOER Anne	4/15	27	1/8	0/1	2/2		0/1	1/3	
3	VAN HORSSSEN Cindy	4/16	25	2/5	2/5	0/1	0/1	0/2	0/2	
TOTAL		8/31	26	3/13	2/6	2/3	0/1	0/3	1/5	0/0

Coach: Robert Nijdam

Number of attacks: 59, Efficiency: 37%, Average Duration: 25.40 seconds

Attack by type of defense

	Shots	9m	6m	Wing	TF	E7	E2
On def. 6-0	11/27	4/16	3/3	2/4	14	3	2
On def. 3-3	3/7	0/3	2/2	1/1	4	0	0
Fastbreak	5/7				0	0	0

Defense by type

	Total	9m	6m	Wing	Stl.	C7	2m
Def. 6-0	18/35	10/20	3/6	1/3	2	2	0
Def. 5-1	1/6	0/2	1/4	0/0	1	1	0
Fastbreak	3/3				0	0	2

Attack with superiority / minority / goalkeeper out

	Attack				Reaction		
	Att.	Eff.	Shots	TF	FB	LD	Tot.
6 on 6	51	37%	19/36	15			
6 on 5	4	50%	2/3	1			
5 on 6	4	25%	1/2	2			

Player superiority / GK out counted at the end of attack (in case it changes during attack)

Defense with superiority / minority / goalkeeper out


	Attack				Reaction		
	Att.	Eff.	Shots	TF	FB	LD	Tot.
7 on 6 (GK out)	2	50%	1/2	0	0/0	0/0	0/0
6 on 6 (GK out)	2	50%	1/2	0	0/0	0/0	0/0
6 on 6	51	39%	20/35	16			
6 on 5	3	33%	1/3	0			

Numbers show attacking numbers of opponent. Lower efficiency of opponent means better defense of this team

Jersey number Tot. Total shooting 6m 6m (line) shooting 9m 9m shooting Wng Wing shooting FB Fastbreak sh. 7m 7m penalty sh.
 Brk. Breakthrough sh. LD Long distance sh. As. Assists PC Pass clear chance E7 Earned 7m pen. TF Technical faults St. Steals
 2m 2m punishments C7. Committed 7m E2 Earned 2m pun. YC. Yellow cards R/B Red/Blue cards Blk. Blocks S Starting Line-up



10th IHF Women's Youth World Championship 2024



Main Round - Group II, 2. round

Match Team Statistics

Match No. 67

Netherlands 22 - 23 Brazil

(10 - 11) (12 - 12)

20.8.2024. 14:00

Attendance: 150

International Handball Hall

Referees: Mads Fremstad (NOR) / Jorgen Jorstad (NOR)

Shot distribution by player

5 E. Mallo 1/1 0/1	6 I. Pelzer 1/1 1/1 1/1 1 miss.	8 R. Van Galen 0/1 1 miss.	9 F. Schouten 1/2 1/1 0/2 1 block	10 F. Kleijkers	11 R. Grooten 1/1	12 J. Van Der Raaij 1/1 1/1
13 F. Portengen 0/2 3/3 0/1	14 M. Horvers 1/1 0/1 1/1 1 miss.	15 F. Kemp	16 S. Buijs 1/1 1/2 1 miss. 1 block	18 A. Schouten 1/3	19 S. Van Kleef 0/1 1/1	21 A. Borregana 1/1 1/1 1 miss.

TOTAL

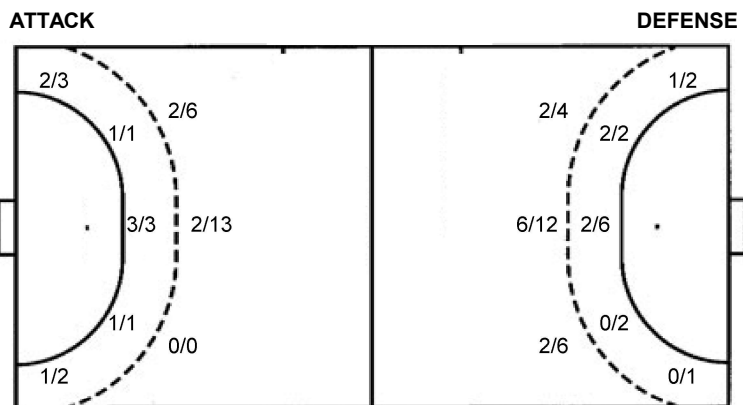
2/4	1/2
2/4	4/5
8/13	2/3 3/6

5 miss. 2 block

Saves distribution goalkeepers

2 A. De Boer 0/2 2/3 1/3	3 C. Van Horssen 0/1 2/4 0/2 0/1 2/7	TOTAL 0/2 0/1 2/3 3/9 1/5 0/1 2/9
--	--	---

Shots by position



7m penalties 3/3
Fastbreak 5/7
Breakthrough 2/5
Long dist. 0/0

7m penalties 1/3
Fastbreak 3/3
Breakthrough 4/6
Long dist. 0/0

Shooting statistics

Position	Goals	Sav.	Miss.	Post	Blk.	Total	%
Back (9m)	4	9	4	0	2	19	21
Line (6m)	5	0	0	0	0	5	100
Wing	3	2	0	0	0	5	60
7m penalties	3	0	0	0	0	3	100
Fastbreak	5	1	1	0	0	7	71
Breakthrough	2	3	0	0	0	5	40
Total	22	15	5	0	2	44	50

Jersey number Tot. Total shooting 6m 6m (line) shooting 9m 9m shooting Wng Wing shooting FB Fastbreak sh. 7m 7m penalty sh.
Brk. Breakthrough sh. LD Long distance sh. As. Assists PC Pass clear chance E7 Earned 7m pen. TF Technical faults St. Steals
2m 2m punishments C7. Committed 7m E2 Earned 2m pun. YC. Yellow cards R/B Red/Blue cards Blk. Blocks S Starting Line-up

Handball statistics and livescore by Toma-soft ltd (www.toma-soft.hr)



10th IHF Women's Youth World Championship 2024



Main Round - Group II, 2. round

Match Team Statistics

Netherlands 22 - 23 Brazil

20.8.2024. 14:00

Match No. 67

(10 - 11) (12 - 12)

Attendance: 150

International Handball Hall

Referees: Mads Fremstad (NOR) / Jorgen Jorstad (NOR)

Brazil

#	Surname and name	S	Goals / shots								Attack					Def.			Penalties			TP				
			Tot.	%	9m	6m	Wing	7m	FB	Brk.	LD	As.	PC	E7	E2	TF	St.	C7	Blk	YC	2m		R	B		
2	DOS SANTOS GOMES Júlia Vitória																								40:03	
5	GONÇALVES NUNES Ana Karolina																									19:31
6	MONTEIRO DA SILVA Jisseli Isadora	S	0/1	0			0/1					1				1										23:10
8	KOZAR DOVIGO Maria Luiza		1/1	100		1/1												1								47:06
9	DA SILVA VITOR Lauendy Vitória	S	3/6	50	1/1	0/1		1/2	1/1	0/1		1	1	1		2	2									7:14
11	SANTOS DE SOUSA Joyce																									20:02
13	GRASSMANN FÚCULO Letícia		2/3	67	2/2	0/1						1	1			2										3:17
16	DE SOUZA ARAÚJO ROCHA Mellysse	S										1						1								27:38
17	RODRIGUES SOARES Beatriz	S	1/2	50		1/2									1							1				38:25
18	SOUZA Addressa	S	2/10	20	1/8				0/1			1	1			2		1								29:57
20	TEIXEIRA DE CASTRO Nhauany		2/3	67			1/2			1/1					1											22:31
23	VAN LIESHOUT Sofia	S	1/4	25	1/2	0/2								1				1								47:15
25	CARDOSO BRANDAO LADEIA Raquel	S	9/13	69	5/8				1/1	3/4		2	1	1	1	7	3	1				1				54:49
27	LUDWIG KIELING Sophia																									30:36
28	FLORES DA SILVA PEREIRA Luana		2/3	67		2/3										1										8:26
77	LESSA BARROS E SILVA Giulia		0/1	0	0/1																					
	Team / bench															1										
	TOTAL		23/47	49	10/22	4/10	1/3	1/3	3/3	4/6	0/0	7	4	3	1	16	7	3	2	0	2	0	0			

#	Surname and name	Saves / shots								
		Tot.	%	9m	6m	Wing	7m	FB	Brk.	LD
16	DE SOUZA ARAÚJO ROCHA Mellysse	0/3	0	0/1			0/1		0/1	
27	LUDWIG KIELING Sophia	15/34	44	9/12	0/5	2/5	0/2	1/6	3/4	
	TOTAL	15/37	41	9/13	0/5	2/5	0/3	1/6	3/5	0/0

Coach: Mauricio Antonucci

Number of attacks: 58, Efficiency: 40%, Average Duration: 36.67 seconds

Attack by type of defense

	Shots	9m	6m	Wing	TF	E7	E2
On def. 6-0	18/35	10/20	3/6	1/3	12	2	1
On def. 5-1	1/6	0/2	1/4	0/0	4	1	0
Fastbreak	3/3				0	0	0

Defense by type

	Total	9m	6m	Wing	Stl.	C7	2m
Def. 6-0	11/27	4/16	3/3	2/4	6	3	0
Def. 3-3	3/7	0/3	2/2	1/1	1	0	0
Fastbreak	5/7				0	0	2

Attack with superiority / minority / goalkeeper out

	Attack				Reaction		
	Att.	Eff.	Shots	TF	FB	LD	Tot.
7 on 6 (GK out)	2	50%	1/2	0	0/0	0/0	0/0
6 on 6 (GK out)	2	50%	1/2	0	0/0	0/0	0/0
6 on 6	51	39%	20/35	16			
6 on 5	3	33%	1/3	0			

Defense with superiority / minority / goalkeeper out

	Attack				Reaction		
	Att.	Eff.	Shots	TF	FB	LD	Tot.
6 on 6	51	37%	19/36	15			
6 on 5	4	50%	2/3	1			
5 on 6	4	25%	1/2	2			

Numbers show attacking numbers of opponent. Lower efficiency of opponent means better defense of this team


Player superiority / GK out counted at the end of attack (in case it changes during attack)

Jersey number Tot. Total shooting 6m 6m (line) shooting 9m 9m shooting Wng Wing shooting FB Fastbreak sh. 7m 7m penalty sh.
 Brk. Breakthrough sh. LD Long distance sh. As. Assists PC Pass clear chance E7 Earned 7m pen. TF Technical faults St. Steals
 2m 2m punishments C7 Committed 7m E2 Earned 2m pun. YC. Yellow cards R/B Red/Blue cards Blk. Blocks S Starting Line-up

Handball statistics and livescore by Toma-soft ltd (www.toma-soft.hr)



10th IHF Women's Youth World Championship 2024



Main Round - Group II, 2. round

Match Team Statistics

Match No. 67

Netherlands 22 - 23 Brazil

(10 - 11) (12 - 12)

20.8.2024. 14:00

Attendance: 150

International Handball Hall

Referees: Mads Fremstad (NOR) / Jorgen Jorstad (NOR)

Shot distribution by player

2 J. Dos Santos Gomes

5 A. Gonçalves Nunes

6 J. Monteiro Da Silva

0/1		

8 M. Kozar Dovigo

1/1 lob

9 L. Da Silva Vitor

1 post 1 miss.

11 J. Santos De Sousa

13 L. Grassmann Fúculo

1/1		
1/1		

1 miss.

17 B. Rodrigues Soares

1/1		

1 miss.

18 A. Souza

0/1		1/2
1/1		

1 post 2 miss. 3 block

20 N. Teixeira De Castro

		1/1
0/1		1/1

23 S. Van Lieshout

1/1		0/2

1 miss.

25 R. Cardoso Brandao Ladeia

1/1		1/1
		2/3
1/1	1/1	3/3

1 miss. 2 block

28 L. Flores Da Silva Pereira

		2/2

1 miss.

77 G. Lessa Barros E Silva

1 block

TOTAL

2/2		1/1
1/3		6/9
4/5	1/1	7/9

2 post 8 miss. 6 block 1/1 lob

Saves distribution goalkeepers

16 M. De Souza Araújo Rocha

0/1		
0/1		0/1

27 S. Ludwig Kieling

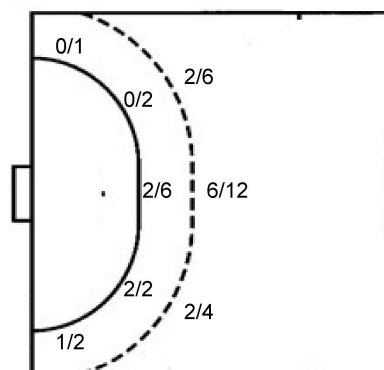
2/3		1/2
2/3		1/4
5/13	1/3	3/6

TOTAL

2/4		1/2
2/4		1/5
5/13	1/3	3/6

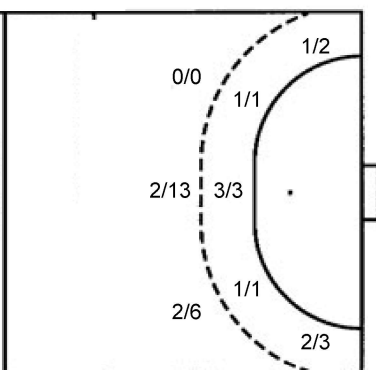
Shots by position

ATTACK



7m penalties 1/3
Fastbreak 3/3
Breakthrough 4/6
Long dist. 0/0

DEFENSE



7m penalties 3/3
Fastbreak 5/7
Breakthrough 2/5
Long dist. 0/0

Shooting statistics

Position	Goals	Sav.	Miss.	Post	Blk.	Total	%
Back (9m)	10	3	2	1	6	22	45
Line (6m)	4	2	4	0	0	10	40
Wing	1	2	0	0	0	3	33
7m penalties	1	0	2	0	0	3	33
Fastbreak	3	0	0	0	0	3	100
Breakthrough	4	1	0	1	0	6	67
Total	23	8	8	2	6	47	49

Jersey number Tot. Total shooting 6m 6m (line) shooting 9m 9m shooting Wng Wing shooting FB Fastbreak sh. 7m 7m penalty sh.
Brk. Breakthrough sh. LD Long distance sh. As. Assists PC Pass clear chance E7 Earned 7m pen. TF Technical faults St. Steals
2m 2m punishments C7. Committed 7m E2 Earned 2m pun. YC. Yellow cards R/B Red/Blue cards Blk. Blocks S Starting Line-up

Handball statistics and livescore by Toma-soft ltd (www.toma-soft.hr)



10th IHF Women's Youth World Championship 2024



Main Round - Group II, 2. round

Match Team Statistics

Match No. 67

Netherlands 22 - 23 Brazil

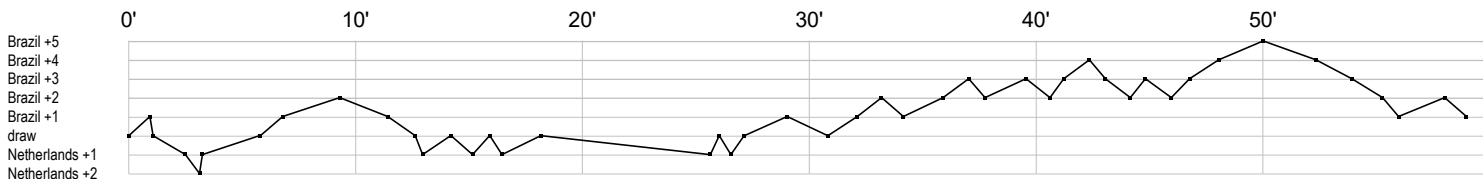
(10 - 11) (12 - 12)

20.8.2024. 14:00

Attendance: 150

International Handball Hall

Referees: Mads Fremstad (NOR) / Jorgen Jorstad (NOR)



Netherlands

2 De Boer A	r sr r sr r s s r r p r	r r r			
3 Van Horsen		r r r r s r	r r s r r r sr	s	r
5 Mallo E		f	g		
6 Pelzer I		i g g t c g	a	f t	
8 Van Galen R	f	f			
9 Schouten F	e t t fa a	f	g	f c	f g g
10 Kleijkers F					
11 Grooten R			g		
12 Van Der Raaij		g			b g
13 Portengen F	g g	f p t f		g t a	f
14 Horvers M	g g a ga b f t	f bt		f i	
15 Kemp F					
16 Buijs S	g t f x x	fx x		f 2	t ac g ax
18 Schouten A	x t t	e e	a	g	f f
19 Van Kleef S	f g t	t			2
21 Borregana A		g g t	t f t		

Brazil

2 Dos Santos					
5 Gonçalves					
6 Monteiro Da	a	f t			
8 Kozar Dovigo			g	x	
9 Da Silva Vitor	a	g f	p t tb bg	g	ef f
11 Santos De					
13 Grassmann		g b g f		a	b p
16 De Souza	r rr				a
17 Rodrigues		g		t 2	f
18 Souza A	f t f f	g f p f	c g f a f		f t
20 Teixeira De	fg				t g
23 Van Lieshout	c			g f	fe f
25 Cardoso	g ft g t g b	f g t	f ftbt g 2	b g e c g g	gi a t t pa
27 Ludwig	s s	r rr sr r	s s r r	s r ss r s r	r s r r r s s r r s r r s s r
28 Flores Da		f		g	g
77 Lessa Barros		t f			

In game	g Goal scored	f Missed shot	a Assist	t Technical faults	b Steal
2 2min suspension	e Earned 7m	c Committed 7m	y Yellow card	r Red Card	k Blue card
i Earned 2min.	x Block	4 4min suspension	p Pass for clear chance	s Saved shot	r Received goal