



10th IHF Women's Youth World Championship 2024



Main Round - Group III, 1. round

Match Team Statistics

Match No. 59

Denmark 29 - 25 Norway

(15 - 17) (14 - 8)

19.8.2024. 16:00

Attendance: 350

International Handball Hall

Referees: Andjelina Kazanegra (MNE) / Jelena Vujacic (MNE)

Shot distribution by player

3 C. Hedegaard

4 A. Jensen

1/1		

1 miss.

6 E. Klastrup

2/2		
		0/2
		2/2

1 miss.

7 K. Hoppe

0/1		0/1
	1/1	

1 post 1 miss.

9 A. Plougstrup

2/2		1/1

1 post

10 A. Schroder

11 A. Kristensen

		1/1

15 J. Persson

1/2		1/1

18 E. Schleicher

19 D. Michelsen

1/1		1/2

21 S. Andersen

		1/1
1/3		

1 post

23 C. Hansen

1/1		1/1
1/1		1/1

24 C. Norskov

3/3		
1/2	2/2	1/1

1 post

25 C. Veilgaard

1/2	1/1	

1 post

TOTAL

2/2		1/1
4/5		1/4
9/14	4/4	8/9

5 post 3 miss.

Saves distribution goalkeepers

16 F. Nielsen

0/1	0/1	0/3
1/1		0/2
0/2		1/1

20 Z. Madsen

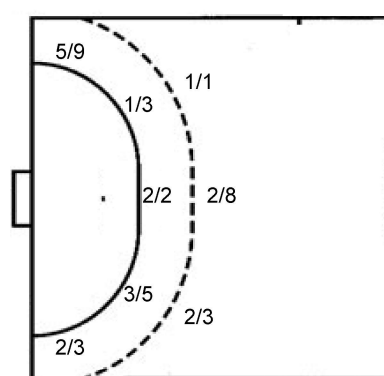
1/5	1/1	1/3
1/1		1/3
1/5	1/1	1/3

TOTAL

1/6	1/2	1/6
2/2		1/5
1/7	1/1	2/4

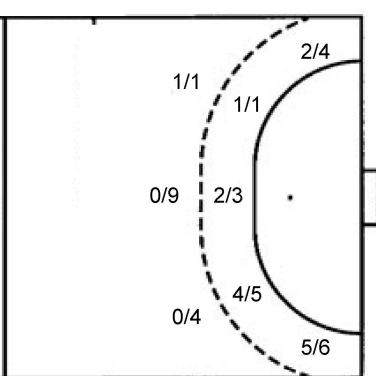
Shots by position

ATTACK



7m penalties 5/5
Fastbreak 2/2
Breakthrough 3/5
Long dist. 1/1

DEFENSE



7m penalties 2/4
Fastbreak 5/5
Breakthrough 3/5
Long dist. 0/0

Shooting statistics

Position	Goals	Sav.	Miss.	Post	Blk.	Total	%
Back (9m)	5	2	1	4	0	12	42
Line (6m)	6	3	0	1	0	10	60
Wing	7	3	2	0	0	12	58
7m penalties	5	0	0	0	0	5	100
Fastbreak	2	0	0	0	0	2	100
Breakthrough	3	2	0	0	0	5	60
Total	28	10	3	5	0	46	61

Jersey number Tot. Total shooting 6m 6m (line) shooting 9m 9m shooting Wng Wing shooting FB Fastbreak sh. 7m 7m penalty sh.
Brk. Breakthrough sh. LD Long distance sh. As. Assists PC Pass clear chance E7 Earned 7m pen. TF Technical faults St. Steals
2m 2m punishments C7. Committed 7m E2 Earned 2m pun. YC. Yellow cards R/B Red/Blue cards Blk. Blocks S Starting Line-up

Handball statistics and livescore by Toma-soft ltd (www.toma-soft.hr)



10th IHF Women's Youth World Championship 2024



Main Round - Group III, 1. round

Match Team Statistics

Denmark 29 - 25 Norway

19.8.2024. 16:00

Match No. 59

(15 - 17) (14 - 8)

Attendance: 350

International Handball Hall

Referees: Andjelina Kazanegra (MNE) / Jelena Vujacic (MNE)

Norway

Players		Goals / shots									Attack					Def.			Penalties			TP			
#	Surname and name	S	Tot.	%	9m	6m	Wing	7m	FB	Brk.	LD	As.	PC	E7	E2	TF	St.	C7	Bik	YC	2m		R	B	
1	RO Pernille																								13:31
4	HAGENES Maia Matre	S	4/4	100		3/3			1/1																27:45
5	HALDORSSON Mali		1/4	25	0/2			1/2				2					1	2			1				22:03
6	BREEN Milla Haugerstuen	S	2/3	67		1/1	1/2									2	1								60:00
8	REFSLAND Vilde																								
10	WITH Synne	S	9/11	82			4/5	0/1	4/4	1/1							1	2	1						60:00
11	HESSEN Julia	S	3/4	75		1/1	1/1			1/2		7	1	1		4		1							44:48
12	LANGAARD Leah Isabell																								
14	EKERHOVD Sofie Nilssen		2/5	40	0/3	2/2						2													32:08
16	GUNNARSDOTTIR Ella Briet	S										1													44:37
18	TOMMERVAG Ingeborg Johanne Nyborg		0/1	0		0/1								1	1						1				22:44
21	GULBRANDESEN Vanessa Braten																								
22	HOLTE Othilie Liodden		2/4	50	1/2		0/1	1/1				1	1	2											22:17
24	ELLINGSEN Julie	S	1/5	20	0/3	0/1	1/1									2		1							22:12
27	KONGSSUND Oda																								
35	LANGSETH Thilla Karoline Molle	S	1/6	17	0/4					1/2		1					1					1			47:55
Team / bench																	1								
TOTAL			25/47	53	1/14	7/9	7/10	2/4	5/5	3/5	0/0	14	2	4	1	11	4	5	0	0	3	0	0		

Goalkeepers		Saves / shots								
#	Surname and name	Tot.	%	9m	6m	Wing	7m	FB	Brk.	LD
1	RO Pernille	1/9	11	1/3	0/1	0/1	0/2	0/1	0/1	
12	LANGAARD Leah Isabell									
16	GUNNARSDOTTIR Ella Briet	9/29	31	1/4	3/8	3/9	0/3	0/1	2/4	
TOTAL		10/38	26	2/7	3/9	3/10	0/5	0/2	2/5	0/0

Coach: Ane Victoria Ness Mällberg

Number of attacks: 54, Efficiency: 46%, Average Duration: 31.22 seconds

Attack by type of defense

	Shots	9m	6m	Wing	TF	E7	E2
On def. 6-0	8/12	0/1	3/3	4/6	4	1	0
On def. 5-1	10/26	1/13	4/6	3/4	7	3	1
Fastbreak	5/5				0	0	0

Defense by type

	Total	9m	6m	Wing	Stl.	C7	2m
Def. 6-0	20/35	5/11	6/9	6/10	4	5	0
Def. 5-1	1/4	0/1	0/1	1/2	0	0	0
Fastbreak	2/2				0	0	3

Attack with superiority / minority / goalkeeper out

	Attack				Reaction		
	Att.	Eff.	Shots	TF	FB	LD	Tot.
7 on 6 (GK out)	1	0%	0/0	1	1/1	0/0	1/1
6 on 6 (GK out)	3	0%	0/2	1	0/0	1/1	1/1
6 on 6	45	49%	22/36	9			
5 on 6	1	100%	1/1	0			
6 on 5	4	50%	2/4	0			

Player superiority / GK out counted at the end of attack (in case it changes during attack)

Defense with superiority / minority / goalkeeper out

	Attack				Reaction		
	Att.	Eff.	Shots	TF	FB	LD	Tot.
7 on 5 (GK out)	2	50%	1/1	1	0/0	0/0	0/0
6 on 6 (GK out)	2	50%	1/2	0	0/0	0/0	0/0
6 on 6	47	51%	24/39	8			
6 on 5	4	75%	3/3	1			


Numbers show attacking numbers of opponent. Lower efficiency of opponent means better defense of this team

Jersey number Tot. Total shooting 6m 6m (line) shooting 9m 9m shooting Wng Wing shooting FB Fastbreak sh. 7m 7m penalty sh.
 Brk. Breakthrough sh. LD Long distance sh. As. Assists PC Pass clear chance E7 Earned 7m pen. TF Technical faults St. Steals
 2m 2m punishments C7. Committed 7m E2 Earned 2m pun. YC. Yellow cards R/B Red/Blue cards Blk. Blocks S Starting Line-up

Handball statistics and livescore by Toma-soft ltd (www.toma-soft.hr)



10th IHF Women's Youth World Championship 2024



Main Round - Group III, 1. round

Match Team Statistics

Match No. 59

Denmark 29 - 25 Norway

(15 - 17) (14 - 8)

19.8.2024. 16:00

Attendance: 350

International Handball Hall

Referees: Andjelina Kazanegra (MNE) / Jelena Vujacic (MNE)

Shot distribution by player

4 M. Hagenes

3/3		
		1/1

5 M. Haldorsson

		1/1

2 post 1 block

6 M. Breen

		1/1
1/1		

1 miss.

8 V. Refsland

10 S. With

2/2		4/4
0/1		1/1

1 post 2/2 lob

11 J. Hessen

		0/1
3/3		

14 S. Ekerhovd

	0/1	0/1
		1/1
1/1		0/1

18 I. Tommervag

1 post

21 V. Gulbrandsen

22 O. Holte

0/1		1/1
1/1	0/1	

24 J. Ellingsen

0/1	1/1	
0/1		

2 block

27 O. Kongssund

35 T. Langseth

		1/1
		0/1

1 post 3 block

TOTAL

5/6	1/2	5/6
0/2		4/5
6/7	0/1	2/4

5 post 1 miss. 6 block 2/2 lob

Saves distribution goalkeepers

1 P. Ro

0/1		0/1
1/2	0/2	0/3

12 L. Langaard

16 E. Gunnarsdottir

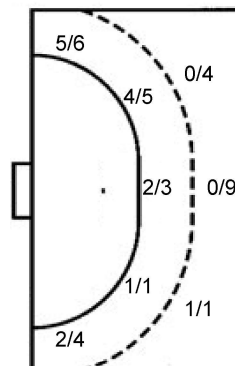
0/1		
1/5		3/4
4/12	0/1	1/6

TOTAL

0/2		0/1
1/5		3/4
5/14	0/3	1/9

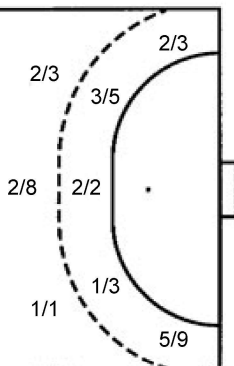
Shots by position

ATTACK



7m penalties	2/4
Fastbreak	5/5
Breakthrough	3/5
Long dist.	0/0

DEFENSE



7m penalties	5/5
Fastbreak	2/2
Breakthrough	3/5
Long dist.	1/1

Shooting statistics

Position	Goals	Sav.	Miss.	Post	Blk.	Total	%
Back (9m)	1	5	0	2	6	14	7
Line (6m)	7	1	0	1	0	9	78
Wing	7	1	1	1	0	10	70
7m penalties	2	1	0	1	0	4	50
Fastbreak	5	0	0	0	0	5	100
Breakthrough	3	2	0	0	0	5	60
Total	25	10	1	5	6	47	53

Jersey number Tot. Total shooting 6m 6m (line) shooting 9m 9m shooting Wng Wing shooting FB Fastbreak sh. 7m 7m penalty sh.
 Brk. Breakthrough sh. LD Long distance sh. As. Assists PC Pass clear chance E7 Earned 7m pen. TF Technical faults St. Steals
 2m 2m punishments C7. Committed 7m E2 Earned 2m pun. YC. Yellow cards R/B Red/Blue cards Blk. Blocks S Starting Line-up

Handball statistics and livescore by Toma-soft ltd (www.toma-soft.hr)

