



# 10th IHF Women's Youth World Championship 2024



Group C, 3. round

## Match Team Statistics

Match No. 40

## Korea 66 - 17 Canada

(37 - 9) (29 - 8)

17.8.2024. 12:00

Attendance: 200

Olympic Sports Center

Referees: Michal Fabryczny (POL) / Jakub Rawicki (POL)

### Korea

Players		Goals / shots									Attack					Def.			Penalties				TP			
#	Surname and name	S	Tot.	%	9m	6m	Wing	7m	FB	Brk.	LD	As.	PC	E7	E2	TF	St.	C7	Blk	YC	2m	R		B		
2	SHIN Yeeun		2/2	100			2/2								1	1	1	1	1						17:36	
7	CHO Seoyeon	S	5/5	100		1/1	1/1		1/1	2/2		4	2				2					3			39:52	
9	KIM Jimin	S	11/13	85		1/1	4/6		5/5		1/1	1		2	2		2								50:35	
11	BEOM Dabin		2/2	100					1/1	1/1		3		1	2		2								13:30	
13	CHOI Hyosung		9/10	90		3/4		4/4	2/2						1			1							34:31	
14	KIM Jiyoung																									
15	HWANG Dasom		1/1	100	1/1												1	1			1	1			7:02	
16	KIM Dain	S																							15:08	
17	SUH Ayoung		8/10	80	0/1	4/4			1/2	3/3		4	1	1		2	3								33:03	
19	HEO Yuseo	S	3/3	100		1/1			2/2					1		1									27:24	
20	LEE Yeseo	S	8/13	62			4/9	3/3	1/1					1	1	1		2			1				42:24	
23	KIM Bokyeong	S	10/13	77	2/4	1/1		1/1	0/1	5/5	1/1	6				3	1				1				31:23	
24	KIM Suyeon		2/3	67			2/2			0/1							1								7:33	
28	LEE Jinseo		1/3	33						1/3						1									9:17	
29	KU Hyeonji	S	4/6	67	1/2				2/2	1/2		10	4			3	3								46:30	
77	GO Chaeun															1									44:12	
	Team / bench																									
	TOTAL		66/84	79	4/8	11/12	13/20	8/8	15/17	13/17	2/2	28	7	8	6	13	16	5	0	2	5	0	0			

Goalkeepers		Saves / shots								
#	Surname and name	Tot.	%	9m	6m	Wing	7m	FB	Brk.	LD
16	KIM Dain	3/8	38		2/3		0/1		1/4	
77	GO Chaeun	15/27	56	1/1	2/8	2/2	1/3	3/3	6/10	
	TOTAL	18/35	51	1/1	4/11	2/2	1/4	3/3	7/14	0/0

Coach: Sunhee Woo

Number of attacks: 92, Efficiency: 72%, Average Duration: 15.80 seconds

### Attack by type of defense

	Shots	9m	6m	Wing	TF	E7	E2
On def. 6-0	41/57	4/8	11/12	13/20	13	8	6
Fastbreak	15/17				0	0	0

### Defense by type

	Total	9m	6m	Wing	Stl.	C7	2m
Def. press.	14/33	0/2	7/13	0/3	16	5	1
Fastbreak	0/3				0	0	4

### Attack with superiority / minority / goalkeeper out

	Attack				Reaction		
	Att.	Eff.	Shots	TF	FB	LD	Tot.
6 on 6 (GK out)	2	50%	1/1	1	0/0	0/0	0/0
6 on 5 (GK out)	2	100%	2/2	0	0/0	0/0	0/0
6 on 6	65	68%	44/57	8			
6 on 5	16	88%	14/14	2			
6 on 4	1	100%	1/1	0			
5 on 6	2	50%	1/1	1			
5 on 5	4	75%	3/3	1			

Player superiority / GK out counted at the end of attack (in case it changes during attack)

### Defense with superiority / minority / goalkeeper out

	Attack				Reaction		
	Att.	Eff.	Shots	TF	FB	LD	Tot.
6 on 6	68	16%	11/27	41			
5 on 6	12	17%	2/5	7			
6 on 5	5	40%	2/3	2			
5 on 5	6	33%	2/2	4			

Numbers show attacking numbers of opponent. Lower efficiency of opponent means better defense of this team

# Jersey number Tot. Total shooting 6m 6m (line) shooting 9m 9m shooting Wng Wing shooting FB Fastbreak sh. 7m 7m penalty sh.  
 Brk. Breakthrough sh. LD Long distance sh. As. Assists PC Pass clear chance E7 Earned 7m pen. TF Technical faults St. Steals  
 2m 2m punishments C7. Committed 7m E2 Earned 2m pun. YC. Yellow cards R/B Red/Blue cards Blk. Blocks S Starting Line-up

Handball statistics and livescore by Toma-soft ltd (www.toma-soft.hr)



# 10th IHF Women's Youth World Championship 2024



Group C, 3. round

## Match Team Statistics

Match No. 40

## Korea 66 - 17 Canada

(37 - 9) (29 - 8)

17.8.2024. 12:00

Attendance: 200

Olympic Sports Center

Referees: Michal Fabryczny (POL) / Jakub Rawicki (POL)

## Shot distribution by player

<b>2 Y. Shin</b> 1/1 lob	<b>7 S. Cho</b> 1/1 lob	<b>9 J. Kim</b> 1 post 6/6 lob	<b>11 D. Beom</b> 1/1 lob	<b>13 H. Choi</b> 1/2 lob	<b>14 J. Kim</b>	<b>15 D. Hwang</b> 1/1 lob
<b>17 A. Suh</b> 1 miss.	<b>19 Y. Heo</b>	<b>20 Y. Lee</b> 2 post 1/1 lob	<b>23 B. Kim</b> 1 block	<b>24 S. Kim</b> 1 miss.	<b>28 J. Lee</b>	<b>29 H. Ku</b> 1 miss.

**TOTAL**

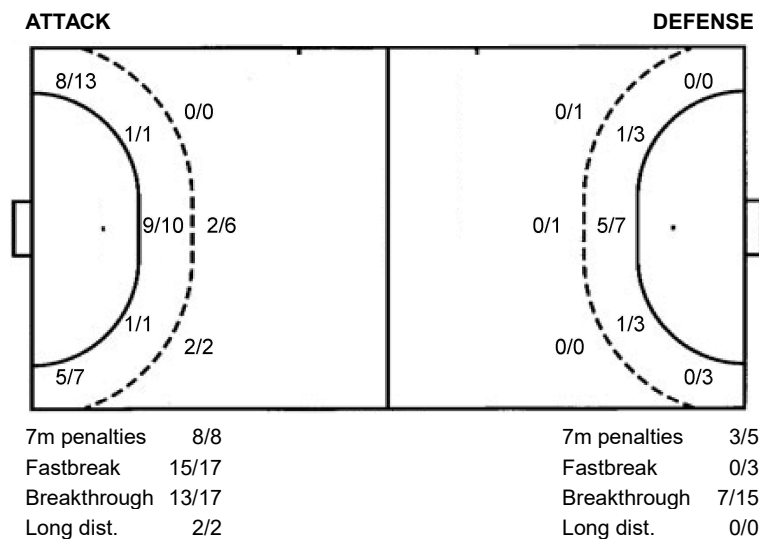
10/11	2/2	5/5
8/10	2/4	3/5
15/16	2/4	9/9

3 post 3 miss. 1 block  
10/11 lob

## Saves distribution goalkeepers

<b>16 D. Kim</b>	<b>77 C. Go</b>	<b>TOTAL</b>
0/1	1/2 0/1	0/1 1/2 0/1
2/3	1/1 2/2	3/4 2/2
0/1 1/2	3/7 5/7 1/4	3/8 6/9 1/4

## Shots by position




## Shooting statistics

Position	Goals	Sav.	Miss.	Post	Blk.	Total	%
Back (9m)	4	1	2	0	1	8	50
Line (6m)	11	1	0	0	0	12	92
Wing	13	4	0	3	0	20	65
7m penalties	8	0	0	0	0	8	100
Fastbreak	15	2	0	0	0	17	88
Breakthrough	13	3	1	0	0	17	76
<b>Total</b>	<b>64</b>	<b>11</b>	<b>3</b>	<b>3</b>	<b>1</b>	<b>82</b>	<b>78</b>

# Jersey number Tot. Total shooting 6m 6m (line) shooting 9m 9m shooting Wng Wing shooting FB Fastbreak sh. 7m 7m penalty sh.  
 Brk. Breakthrough sh. LD Long distance sh. As. Assists PC Pass clear chance E7 Earned 7m pen. TF Technical faults St. Steals  
 2m 2m punishments C7. Committed 7m E2 Earned 2m pun. YC. Yellow cards R/B Red/Blue cards Blk. Blocks S Starting Line-up



# 10th IHF Women's Youth World Championship 2024



Group C, 3. round

Match Team Statistics

Match No. 40

## Korea 66 - 17 Canada

(37 - 9) (29 - 8)

17.8.2024. 12:00

Attendance: 200

Olympic Sports Center

Referees: Michal Fabryczny (POL) / Jakub Rawicki (POL)

### Canada

#	Surname and name	S	Goals / shots								Attack				Def.			Penalties				TP			
			Tot.	%	9m	6m	Wing	7m	FB	Brk.	LD	As.	PC	E7	E2	TF	St.	C7	Blk	YC	2m		R	B	
4	REID Maxim		1/3	33		0/1		1/2																26:06	
5	CHAGNON Ophély	S	1/6	17		1/3				0/1	0/2			1		1	1	8	1					33:27	
6	RENY Annabelle	S	0/2	0						0/2					1			2	1			1		34:56	
7	LECLAIR Amélie	S	6/10	60		2/2		2/3						1				6	1	3	1		2	45:14	
8	BLAIS Doriane	S	0/2	0				0/1			0/1							3	1			1		18:05	
9	LANDRY Gabrielle	S	0/2	0		0/2									1			1						16:20	
10	BEN HASSIN Hadyle		0/3	0	0/1		0/1				0/1					1	10							27:58	
11	ROZON Emma													3		1	1					1		22:49	
12	JANELLE Rosemary		1/1	100		1/1											1							34:10	
13	BOULY Aurélie	S																						25:27	
14	BOISCLAIR Florence		1/2	50		1/1				0/1							1							15:06	
15	RIOUX Sofia		1/2	50			0/1			1/1					1	1	4					1		41:01	
19	HALUS-UDREA Clara Maria		1/1	100		1/1									1		2							22:15	
22	LEMAIRE Mahély		3/5	60	0/1	0/1				3/3							6							17:09	
26	FOURNIER Chloé		2/2	100		1/1				1/1				1			2							13:23	
37	VRDOLJAK Katarina	S															1		3			1		26:33	
	Team / bench																					1			
	TOTAL		17/41	41	0/2	7/13	0/3	3/5	0/3	7/15	0/0			2	4	5	4	54	2	8	1	1	7	0	0

#	Surname and name	Saves / shots								
		Tot.	%	9m	6m	Wing	7m	FB	Brk.	LD
12	JANELLE Rosemary	8/42	19	1/5	1/10	2/6	0/6	2/8	2/7	
13	BOULY Aurélie	3/33	9	0/2	2/11	0/2	0/9	1/9		
	TOTAL	11/75	15	1/5	1/12	4/17	0/8	5/17	3/16	0/0

Coach: Eric Choquette

Number of attacks: 91, Efficiency: 19%, Average Duration: 23.56 seconds

### Attack by type of defense

	Shots	9m	6m	Wing	TF	E7	E2
On def. press.	14/33	0/2	7/13	0/3	54	5	4
Fastbreak	0/3				0	0	0

### Defense by type

	Total	9m	6m	Wing	Stl.	C7	2m
Def. 6-0	41/57	4/8	11/12	13/20	2	8	0
Fastbreak	15/17				0	0	7

### Attack with superiority / minority / goalkeeper out

	Attack				Reaction		
	Att.	Eff.	Shots	TF	FB	LD	Tot.
6 on 6	68	16%	11/27	41			
5 on 6	12	17%	2/5	7			
6 on 5	5	40%	2/3	2			
5 on 5	6	33%	2/2	4			

Player superiority / GK out counted at the end of attack (in case it changes during attack)

### Defense with superiority / minority / goalkeeper out

	Attack				Reaction		
	Att.	Eff.	Shots	TF	FB	LD	Tot.
6 on 6 (GK out)	2	50%	1/1	1	0/0	0/0	0/0
6 on 5 (GK out)	2	100%	2/2	0	0/0	0/0	0/0
6 on 6	65	68%	44/57	8			
6 on 5	16	88%	14/14	2			
6 on 4	1	100%	1/1	0			
5 on 6	2	50%	1/1	1			
5 on 5	4	75%	3/3	1			

Numbers show attacking numbers of opponent. Lower efficiency of opponent means better defense of this team

# Jersey number Tot. Total shooting 6m 6m (line) shooting 9m 9m shooting Wng Wing shooting FB Fastbreak sh. 7m 7m penalty sh.  
 Brk. Breakthrough sh. LD Long distance sh. As. Assists PC Pass clear chance E7 Earned 7m pen. TF Technical faults St. Steals  
 2m 2m punishments C7. Committed 7m E2 Earned 2m pun. YC. Yellow cards R/B Red/Blue cards Blk. Blocks S Starting Line-up

Handball statistics and livescore by Toma-soft ltd (www.toma-soft.hr)



# 10th IHF Women's Youth World Championship 2024



Group C, 3. round

## Match Team Statistics

Match No. 40

## Korea 66 - 17 Canada

(37 - 9) (29 - 8)

17.8.2024. 12:00

Attendance: 200

Olympic Sports Center

Referees: Michal Fabryczny (POL) / Jakub Rawicki (POL)

### Shot distribution by player

<b>4 M. Reid</b>	<b>5 O. Chagnon</b>	<b>6 A. Reny</b>	<b>7 A. Leclair</b>	<b>8 D. Blais</b>	<b>9 G. Landry</b>	<b>10 H. Ben Hassin</b>
0/1	1/4	0/1 0/1	1/1 0/1 1/1	0/1 0/1	0/1	3 miss.
1 post	1 miss. 0/1 lob		1/2 lob		1 miss.	
<b>11 E. Rozon</b>	<b>14 F. Boisclair</b>	<b>15 S. Rioux</b>	<b>19 C. Halus-Udrea</b>	<b>22 M. Lemaire</b>	<b>26 C. Fournier</b>	<b>37 K. Vrdoljak</b>
	0/1 1/1	0/1 1/1	1/1 lob	1/1 0/1 2/2 0/1	2/2	

### TOTAL

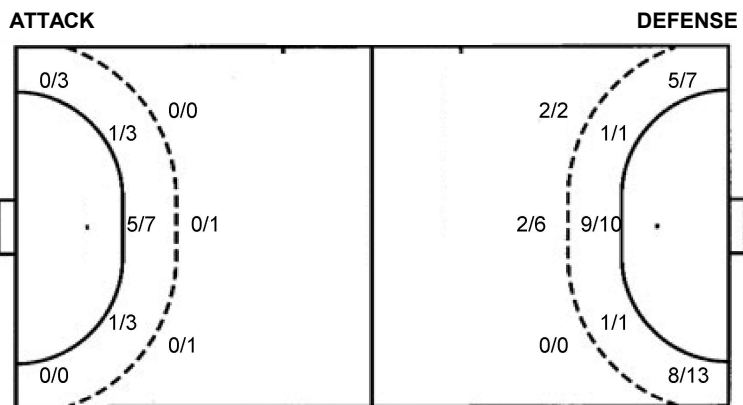
1/1	1/2	1/1
1/4		0/2
5/8	3/9	2/3

1 post 5 miss. 2/4 lob

### Saves distribution goalkeepers

<b>12 R. Janelle</b>	<b>13 A. Bouly</b>	<b>TOTAL</b>
1/5 2/7 1/7	0/6 0/2 0/2 0/3 2/2 0/1 0/9 1/2 0/2	1/11 0/2 0/5 2/10 2/2 2/5 1/16 2/4 0/9

### Shots by position



7m penalties	3/5	7m penalties	8/8
Fastbreak	0/3	Fastbreak	15/17
Breakthrough	7/15	Breakthrough	13/17
Long dist.	0/0	Long dist.	2/2

### Shooting statistics

Position	Goals	Sav.	Miss.	Post	Blk.	Total	%
Back (9m)	0	1	1	0	0	2	0
Line (6m)	7	4	2	0	0	13	54
Wing	0	2	1	0	0	3	0
7m penalties	3	1	0	1	0	5	60
Fastbreak	0	3	0	0	0	3	0
Breakthrough	7	7	1	0	0	15	47
<b>Total</b>	<b>17</b>	<b>18</b>	<b>5</b>	<b>1</b>	<b>0</b>	<b>41</b>	<b>41</b>

# Jersey number Tot. Total shooting 6m 6m (line) shooting 9m 9m shooting Wng Wing shooting FB Fastbreak sh. 7m 7m penalty sh.  
 Brk. Breakthrough sh. LD Long distance sh. As. Assists PC Pass clear chance E7 Earned 7m pen. TF Technical faults St. Steals  
 2m 2m punishments C7. Committed 7m E2 Earned 2m pun. YC. Yellow cards R/B Red/Blue cards Blk. Blocks S Starting Line-up

