10th IHF Women's Youth World Championship 2024

Group B, 3. round

Match Team Statistics
Match No. 39

Nigeria 29 - 21 Angola
(11 - 9) (18 - 12)

17.8.2024. 10:00
Attendance: 100
Olympic Sports Center

Referees: Maryna Duplii (UKR) / Olena Pobedrina (UKR)

Nigeria

Players			Goals / shots									Attack					Def.			Penalties				TP
#	Surname and name	S	Tot.	%	9m	6m	Wing	7m	FB	Brk.	LD	As.	PC	E7	E2	TF	St.	C7	Blk	YC	2m	R	B	
1	BABATUNDE Kehinde Titilope											1												21:46
3	BELLO Rahima	S	3/4	75						3/4		2	2		1	3								32:34
4	BABATUNDE Taiwo Olabisi		2/4	50	2/4							2				1					1			43:01
10	AKINLADE Damilola Elizabeth	S	2/2	100		1/1			1/1							3			2					55:11
11	ONYEKWERE Lucy Chinecherem		4/5	80		1/1	2/2		1/2					3	1									46:02
12	SAMUEL Precious Oluebubechukwu	S																						38:04
17	SAMUEL Prudence Onyinechukwu	S	1/4	25	0/3					1/1		2	1	1	1	4								25:46
20	MUHAMMAD Amina		2/6	33			2/5		0/1							1		1			1			39:07
23	IGBENEDION Blessing	S	1/3	33			1/2	0/1																13:26
25	OKOLO Joan Anwulika	S	1/3	33			1/2		0/1			1				1								20:43
26	OGBUSIMBA Chidera	S	8/9	89		6/7				2/2		1		1	2	2	1				1			56:13
30	OPARAUGO Amarachi Victoria		5/11	45	0/6	1/1		4/4					2			1			1		2			22:38
33	IZUOBA Bethel Ijeoma																							0:43
	Team / bench																							
	TOTAL		29/51	57	2/13	9/10	6/11	4/5	2/5	6/7	0/0	9	5	5	5	16	1	1	3	0	5	0	0	

Goalkeepers		Saves / shots								
#.	Surname and name	Tot.	%	9m	6m	Wing	7m	FB	Brk.	LD
1	BABATUNDE Kehinde Titilope	3/9	33	1/5	1/2				1/2	
12	SAMUEL Precious Oluebubechukwu	7/22	32	1/4	1/4	3/4	0/1	2/5	0/4	
	TOTAL	10/31	32	2/9	2/6	3/4	0/1	2/5	1/6	0/0

Coach: **Adewunmi Olumide Shittu**

Number of attacks: 61, Efficiency: 48%, Average Duration: 36.72 seconds

Attack by type of defense

	Shots	9m	6m	Wing	TF	E7	E2
On def. 6-0	18/31	2/9	5/5	6/11	11	4	4
On def. 5-1	0/2	0/2	0/0	0/0	0	1	1
On def. 4-2	5/8	0/2	4/5	0/0	5	0	0
Fastbreak	2/5				0	0	0

Defense by type

	Total	9m	6m	Wing	Stl.	C7	2m
Def. 6-0	17/32	7/14	4/6	1/5	1	0	0
Def. 5-1	0/0	0/0	0/0	0/0	0	1	0
Fastbreak	3/6				0	0	5

Attack with superiority / minority / goalkeeper out

	Attack				Reaction		
	Att.	Eff.	Shots	TF	FB	LD	Tot.
6 on 6 (GK out)	1	100%	1/1	0	0/0	0/0	0/0
6 on 6	49	45%	22/36	13			
6 on 5	5	60%	3/4	1			
5 on 6	4	25%	1/2	2			
5 on 5	1	100%	1/1	0			
4 on 6	1	100%	1/1	0			

Player superiority / GK out counted at the end of attack (in case it changes during attack)

Defense with superiority / minority / goalkeeper out

	Attack				Reaction		
	Att.	Eff.	Shots	TF	FB	LD	Tot.
6 on 6	43	33%	14/25	18			
5 on 6	5	40%	2/3	2			
6 on 5	7	43%	3/4	3			
5 on 5	2	100%	2/2	0			
6 on 4	2	0%	0/1	1			

Numbers show attacking numbers of oponnent. Lower efficiency of oponnent means better defense of this team

#	Jersey number	**Tot.**	Total shooting	**6m**	6m (line) shooting	**9m**	9m shooting	**Wng**	Wing shooting	**FB**	Fastbreak sh.	**7m**	7m penalty sh.
Brk.	Breakthrough sh.	**LD**	Long distance sh.	**As.**	Assists	**PC**	Pass clear chance	**E7**	Eearned 7m pen.	**TF**	Technical faults	**St.**	Steals
2m	2m punishments	**C7.**	Commited 7m	**E2**	Eearned 2m pun.	**YC.**	Yellow cards	**R/B**	Red/Blue cards	**Blk.**	Blocks	**S**	Starting Line-up

10th IHF Women's Youth World Championship 2024

Group B, 3. round

Match Team Statistics
Match No. 39

Nigeria 29 - 21 Angola
(11 - 9) (18 - 12)

17.8.2024. 10:00
Attendance: 100
Olympic Sports Center

Referees: Maryna Duplii (UKR) / Olena Pobedrina (UKR)

Shot distribution by player

3 R. Bello

3/3	0/1	

4 T. Babatunde

2/2		
		0/2

10 D. Akinlade

1/1		1/1

11 L. Onyekwere

1/1		2/2
		0/1
		1/1

17 P. Samuel

1/1		
0/1		0/1

1 miss.

20 A. Muhammad

	1/1	
0/1		
	0/1	1/1

1 post 1 miss.

23 B. Igbenedion

1/1	0/2	

25 J. Okolo

		1/2

1 post

26 C. Ogbusimba

2/2		
		0/1
6/6		

30 A. Oparaugo

		3/3
	1/2	1/1

1 post 1 miss. 3 block

33 B. Izuoba

TOTAL

6/6	1/1	5/5
0/1		0/4
11/12	1/6	5/7

3 post 3 miss. 3 block

Saves distribution goalkeepers

1 K. Babatunde

1/2		1/1
1/1		
0/1	0/1	0/3

12 P. Samuel

	1/1	
1/4		
1/8	1/2	1/4

TOTAL

1/2	1/1	1/1
2/5		
1/9	1/3	1/7

Shots by position

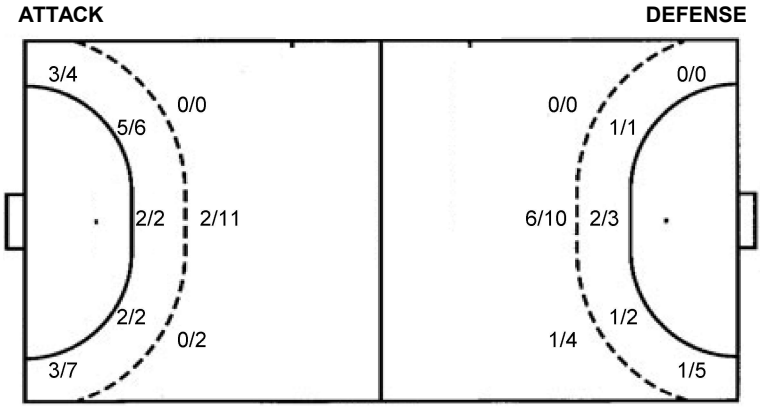

7m penalties	4/5	7m penalties	1/1
Fastbreak	2/5	Fastbreak	3/6
Breakthrough	6/7	Breakthrough	5/7
Long dist.	0/0	Long dist.	0/0

Shooting statistics

Position	Goals	Sav.	Miss.	Post	Blk.	Total	%
Back (9m)	2	5	2	1	3	13	15
Line (6m)	9	1	0	0	0	10	90
Wing	6	4	1	0	0	11	55
7m penalties	4	1	0	0	0	5	80
Fastbreak	2	1	0	2	0	5	40
Breakthrough	6	1	0	0	0	7	86
Total	**29**	**13**	**3**	**3**	**3**	**51**	**57**

#	Jersey number	**Tot.**	Total shooting	**6m**	6m (line) shooting	**9m**	9m shooting	**Wng**	Wing shooting	**FB**	Fastbreak sh.	**7m**	7m penalty sh.
Brk.	Breakthrough sh.	**LD**	Long distance sh.	**As.**	Assists	**PC**	Pass clear chance	**E7**	Earned 7m pen.	**TF**	Technical faults	**St.**	Steals
2m	2m punishments	**C7.**	Commited 7m	**E2**	Earned 2m pun.	**YC.**	Yellow cards	**R/B**	Red/Blue cards	**Blk.**	Blocks	**S**	Starting Line-up

10th IHF Women's Youth World Championship 2024

Group B, 3. round

Match Team Statistics
Match No. 39

Nigeria 29 - 21 Angola
(11 - 9) (18 - 12)

17.8.2024. 10:00
Attendance: 100
Olympic Sports Center

Referees: Maryna Duplii (UKR) / Olena Pobedrina (UKR)

Angola

Players			Goals / shots									Attack					Def.			Penalties				TP
#	Surname and name	S	Tot.	%	9m	6m	Wing	7m	FB	Brk.	LD	As.	PC	E7	E2	TF	St.	C7	Blk	YC	2m	R	B	
1	DOMINGOS Kelvia Maria Hossi															1								12:55
2	LUSSENDE Carla Beatriz																							19:02
4	NUNES Ivete Alexandra Bravo															1								3:57
5	BUMBA Rubi Leandra Correia	S	1/4	25			0/2		0/1	1/1				1		2	1							30:48
7	CASTRO Maria Canga De																							
8	PEREIRA Beatriz Bundo Calepete																	1						2:41
9	MALAGI Arisia Helena Bambi											1				2		1						31:00
10	DOMINGOS Constantina Manuel	S	7/9	78	1/2			1/1	2/2	3/4			1		2	1		1			2			54:05
11	CAMBUTA Paloma Bianca Bandeira															1					1			17:08
12	MAIA Joice Dos Santos	S																						25:25
15	PAULINO Patricia Rossana Pascoal	S	1/3	33		1/3										3			2					47:26
20	MANUEL Vilma Da Cunha	S	4/6	67	3/4	1/1			0/1			1	1			10			1		1			42:11
22	DOMINGOS Elizandra Helena Lopes												1											21:40
23	AFONSO Matutuzila Nsimba Miguel	S	1/1	100		1/1									1	2		1			1			26:26
32	LOPES Sandra Dinamene Kukubica		1/4	25			1/3		0/1															23:56
90	NUNDA Balbina Cassova Afonsa	S	6/12	50	3/8	1/1			1/1	1/2		3	3		2	1	1	1						57:33
	Team / bench																							
	TOTAL		21/39	54	7/14	4/6	1/5	1/1	3/6	5/7	0/0	5	6	1	5	24	2	5	3	0	5	0	0	

Goalkeepers		Saves / shots								
#.	Surname and name	Tot.	%	9m	6m	Wing	7m	FB	Brk.	LD
1	DOMINGOS Kelvia Maria Hossi	3/9	33	1/1	0/2	1/3		0/1	1/2	
12	MAIA Joice Dos Santos	6/14	43	2/3	0/3	3/5		1/2	0/1	
22	DOMINGOS Elizandra Helena Lopes	4/19	21	2/3	1/5	0/2	1/5		0/4	
	TOTAL	13/42	31	5/7	1/10	4/10	1/5	3/3	1/7	0/0

Coach: **Katia Cristina Laureano Do N. Santos**

Number of attacks: 59, Efficiency: 36%, Average Duration: 23.03 seconds

Attack by type of defense

	Shots	9m	6m	Wing	TF	E7	E2
On def. 6-0	17/32	7/14	4/6	1/5	23	0	5
On def. 5-1	0/0	0/0	0/0	0/0	1	1	0
Fastbreak	3/6				0	0	0

Defense by type

	Total	9m	6m	Wing	Stl.	C7	2m
Def. 6-0	18/31	2/9	5/5	6/11	2	4	0
Def. 5-1	0/2	0/2	0/0	0/0	0	1	0
Def. 4-2	5/8	0/2	4/5	0/0	0	0	0
Fastbreak	2/5				0	0	5

Attack with superiority / minority / goalkeeper out

	Attack				Reaction		
	Att.	Eff.	Shots	TF	FB	LD	Tot.
6 on 6	43	33%	14/25	18			
5 on 6	5	40%	2/3	2			
6 on 5	7	43%	3/4	3			
5 on 5	2	100%	2/2	0			
6 on 4	2	0%	0/1	1			

Player superiority / GK out counted at the end of attack (in case it changes during attack)

Defense with superiority / minority / goalkeeper out

	Attack				Reaction		
	Att.	Eff.	Shots	TF	FB	LD	Tot.
6 on 6 (GK out)	1	100%	1/1	0	0/0	0/0	0/0
6 on 6	49	45%	22/36	13			
6 on 5	5	60%	3/4	1			
5 on 6	4	25%	1/2	2			
5 on 5	1	100%	1/1	0			
4 on 6	1	100%	1/1	0			

Numbers show attacking numbers of oponnent. Lower efficiency of oponnent means better defense of this team

#	Jersey number	**Tot.**	Total shooting	**6m**	6m (line) shooting	**9m**	9m shooting	**Wng**	Wing shooting	**FB**	Fastbreak sh.	**7m**	7m penalty sh.
Brk.	Breakthrough sh.	**LD**	Long distance sh.	**As.**	Assists	**PC**	Pass clear chance	**E7**	Earned 7m pen.	**TF**	Technical faults	**St.**	Steals
2m	2m punishments	**C7.**	Commited 7m	**E2**	Earned 2m pun.	**YC.**	Yellow cards	**R/B**	Red/Blue cards	**Blk.**	Blocks	**S**	Starting Line-up

10th IHF Women's Youth World Championship 2024

Group B, 3. round

Match Team Statistics
Match No. 39

Nigeria 29 - 21 Angola
(11 - 9) (18 - 12)

17.8.2024. 10:00
Attendance: 100
Olympic Sports Center

Referees: Maryna Duplii (UKR) / Olena Pobedrina (UKR)

Shot distribution by player

2 C. Lussende

4 I. Nunes

5 R. Bumba

	0/1	
1/1		

1 post 1 miss.

7 M. Castro

8 B. Pereira

9 A. Malagi

10 C. Domingos

2/2		
1/1		4/4

1 post 1 block

11 P. Cambuta

15 P. Paulino

		0/1
0/1		

1/1 lob

20 V. Manuel

1/1		
2/2		1/1

1 post 0/1 lob

23 M. Afonso

1/1		

32 S. Lopes

1/2	0/1	

0/1 lob

90 B. Nunda

0/1		
0/1		
3/3	2/2	1/2

1 miss. 2 block

TOTAL

1/2	0/1	0/1
3/5		
8/9	2/3	6/7

3 post 2 miss. 3 block 1/3 lob

Saves distribution goalkeepers

1 K. Domingos

0/1		0/1
1/1		1/1
0/2	1/1	0/2

12 J. Maia

0/2		
		2/2
0/3	3/3	1/4

22 E. Domingos

0/3	0/1	0/4
		1/1
1/7	1/2	1/1

TOTAL

0/6	0/1	0/5
1/1		4/4
1/12	5/6	2/7

Shots by position

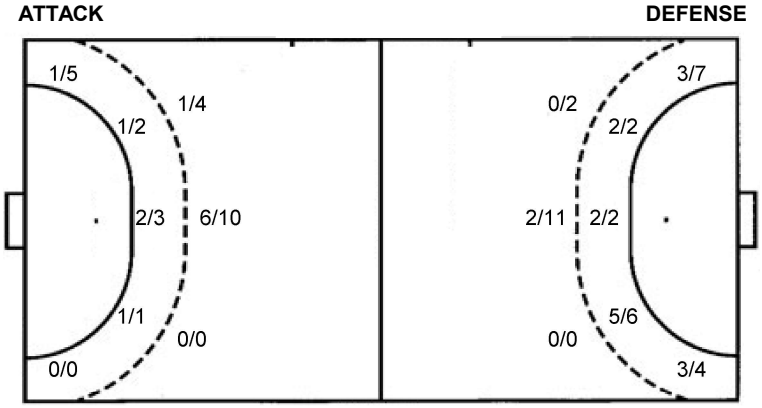

7m penalties	1/1	7m penalties	4/5
Fastbreak	3/6	Fastbreak	2/5
Breakthrough	5/7	Breakthrough	6/7
Long dist.	0/0	Long dist.	0/0

Shooting statistics

Position	Goals	Sav.	Miss.	Post	Blk.	Total	%
Back (9m)	7	2	1	1	3	14	50
Line (6m)	4	2	0	0	0	6	67
Wing	1	3	0	1	0	5	20
7m penalties	1	0	0	0	0	1	100
Fastbreak	3	2	1	0	0	6	50
Breakthrough	5	1	0	1	0	7	71
Total	**21**	**10**	**2**	**3**	**3**	**39**	**54**

#	Jersey number	**Tot.**	Total shooting	**6m**	6m (line) shooting	**9m**	9m shooting	**Wng**	Wing shooting	**FB**	Fastbreak sh.	**7m**	7m penalty sh.
Brk.	Breakthrough sh.	**LD**	Long distance sh.	**As.**	Assists	**PC**	Pass clear chance	**E7**	Earned 7m pen.	**TF**	Technical faults	**St.**	Steals
2m	2m punishments	**C7.**	Commited 7m	**E2**	Earned 2m pun.	**YC.**	Yellow cards	**R/B**	Red/Blue cards	**Blk.**	Blocks	**S**	Starting Line-up

10th IHF Women's Youth World Championship 2024

Group B, 3. round

Match Team Statistics

Match No. 39

Nigeria 29 - 21 Angola

(11 - 9) (18 - 12)

17.8.2024. 10:00
Attendance: 100
Olympic Sports Center

Referees: Maryna Duplii (UKR) / Olena Pobedrina (UKR)

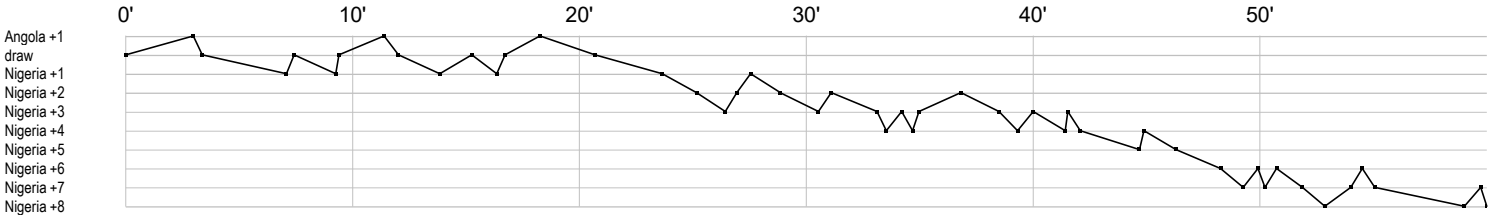

Nigeria

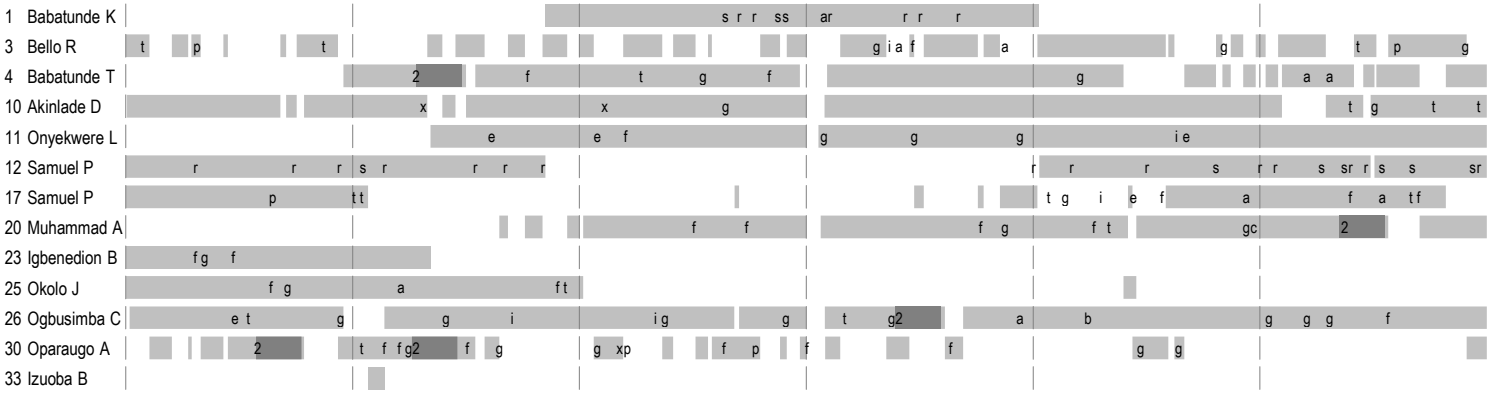

Angola

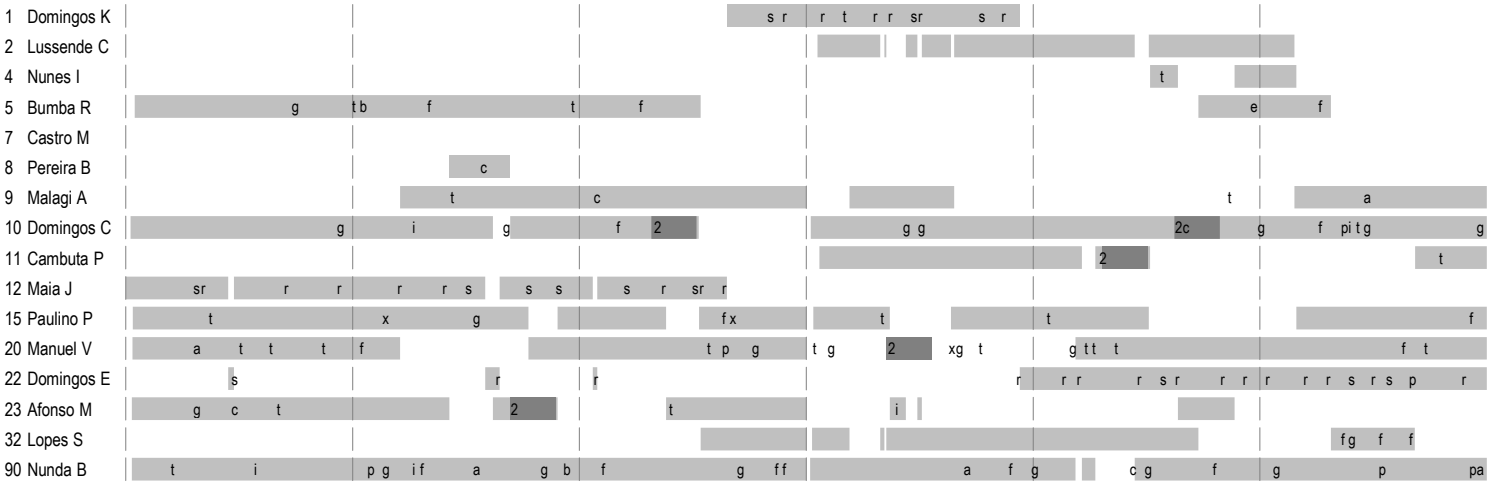

	In game	**g**	Goal scored	**f**	Missed shot	**a**	Assist	**t**	Technical faults	**b**	Steal
2	2min suspension	**e**	Eearned 7m	**c**	Commited 7m	**y**	Yellow card	**r**	Red Card	**k**	Blue card
i	Eearned 2min.	**x**	Block	**4**	4min suspension	**p**	Pass for clear chance	**s**	Saved shot	**r**	Received goal