



10th IHF Women's Youth World Championship 2024



Group F, 3. round

Match Team Statistics

Match No. 38

Hungary 30 - 26 Norway

(17 - 10) (13 - 16)

17.8.2024. 20:00

Attendance: 500

International Handball Hall

Referees: Denis Bolic (AUT) / Christoph Hurich (AUT)

Hungary

#	Surname and name	S	Goals / shots								Attack				Def.			Penalties				TP			
			Tot.	%	9m	6m	Wing	7m	FB	Brk.	LD	As.	PC	E7	E2	TF	St.	C7	Blk	YC	2m		R	B	
2	VARGA Dalma		3/5	60			3/5								1									14:24	
12	LUKÁCS Boglárka	S																						53:29	
14	PAPP Dorka Lili	S	3/6	50			2/5		1/1															39:35	
15	BALOGH Veronika Borbála		2/7	29	0/3	0/2				2/2					1	2	2	2				1		52:04	
19	FAZEKAS Virág	S	13/13	100	3/3	3/3		7/7							1	2	3	1	1					49:55	
23	BEDE Fanni	S	0/2	0			0/2																	45:34	
26	KACSÓ Noémi Petra																								
41	SZÉP Nóra Viktória																							1:06	
46	VÁRI Arina Emília		2/2	100		1/1			1/1															37:31	
57	KECELI-MÉSZÁROS Renáta	S	5/10	50	0/1	2/2			3/3	0/4					2	2								45:02	
66	RÉDECSI Polett																							11:02	
74	SERES Liza	S	1/1	100		1/1																		23:29	
77	KRISTON Kíra Daniella	S	0/2	0	0/1					0/1					1		1							25:34	
78	PÁLMAI Liza		1/2	50						1/2						1	1							14:27	
85	MAJOROS Gréta																								
90	GREBENÁR Réka																							6:31	
Team / bench																									
TOTAL			30/50	60	3/8	7/9	5/12	7/7	5/5	3/9	0/0				5	5	7	3	12	6	0	3	0	0	0

#	Surname and name	Saves / shots								
		Tot.	%	9m	6m	Wing	7m	FB	Brk.	LD
12	LUKÁCS Boglárka	7/28	25	6/12	0/5	1/3		0/5	0/3	
85	MAJOROS Gréta									
90	GREBENÁR Réka	0/5	0	0/1	0/2			0/1	0/1	
TOTAL		7/33	21	6/13	0/7	1/3	0/0	0/6	0/4	0/0

Coach: **Beáta Bohus**

Number of attacks: 61, Efficiency: 49%, Average Duration: 32.36 seconds

Attack by type of defense

	Shots	9m	6m	Wing	TF	E7	E2
On def. 6-0	18/38	3/8	7/9	5/12	12	7	3
Fastbreak	5/5				0	0	0

Defense by type

	Total	9m	6m	Wing	Stl.	C7	2m
Def. 6-0	20/37	7/20	7/8	2/4	6	0	0
Fastbreak	6/7				0	0	0

Attack with superiority / minority / goalkeeper out

	Attack				Reaction		
	Att.	Eff.	Shots	TF	FB	LD	Tot.
6 on 6	52	44%	23/41	11			
6 on 5	9	78%	7/8	1			

Player superiority / GK out counted at the end of attack (in case it changes during attack)

Defense with superiority / minority / goalkeeper out

	Attack				Reaction		
	Att.	Eff.	Shots	TF	FB	LD	Tot.
6 on 6 (GK out)	5	40%	2/3	2	0/0	0/0	0/0
5 on 6 (GK out)	1	0%	0/1	0	0/0	0/0	0/0
6 on 6	53	45%	24/36	17			
5 on 6	1	0%	0/1	0			


Numbers show attacking numbers of opponent. Lower efficiency of opponent means better defense of this team

Jersey number Tot. Total shooting 6m 6m (line) shooting 9m 9m shooting Wng Wing shooting FB Fastbreak sh. 7m 7m penalty sh.
 Brk. Breakthrough sh. LD Long distance sh. As. Assists PC Pass clear chance E7 Earned 7m pen. TF Technical faults St. Steals
 2m 2m punishments C7. Committed 7m E2 Earned 2m pun. YC. Yellow cards R/B Red/Blue cards Blk. Blocks S Starting Line-up

Handball statistics and livescore by Toma-soft ltd (www.toma-soft.hr)



10th IHF Women's Youth World Championship 2024



Group F, 3. round

Match Team Statistics

Match No. 38

Hungary 30 - 26 Norway

(17 - 10) (13 - 16)

17.8.2024. 20:00

Attendance: 500

International Handball Hall

Referees: Denis Bolic (AUT) / Christoph Hurich (AUT)

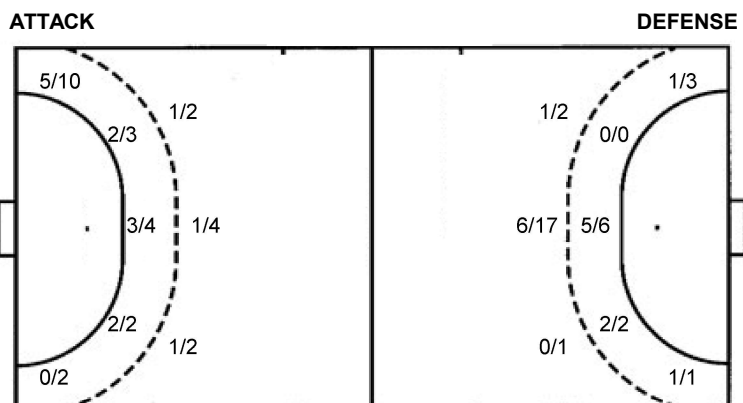
Shot distribution by player

2 D. Varga 2/2 1/2 1 miss.	14 D. Papp 1/2 2/2 0/1 0/1	15 V. Balogh 0/1 1/1 1/1	19 V. Fazekas 1/1 5/5 1/1 5/5	23 F. Bede 0/1 1 miss.	26 N. Kacsó	41 N. Szép
46 A. Vári 1/1 1/1	57 R. Keceli-Mészáros 1/1 0/1 2/2 2/3 1 miss. 1 block	66 P. Rédecsi	74 L. Seres 1/1	77 K. Kriston 0/1 1 miss.	78 L. Pálmai 0/1 1/1	TOTAL 2/2 3/4 2/5 3/5 11/12 2/4 7/9 2 post 5 miss. 2 block

Saves distribution goalkeepers

12 B. Lukács 1/5 0/1 2/4 0/2 1/1 0/4 0/2 1/3 2/6	85 G. Majoros	90 R. Grebenár 0/1 0/1 0/1 0/1	TOTAL 1/6 0/2 2/4 0/2 1/1 0/5 0/3 1/3 2/7
--	----------------------	--	---

Shots by position



7m penalties	7/7	7m penalties	0/0
Fastbreak	5/5	Fastbreak	6/7
Breakthrough	3/9	Breakthrough	4/5
Long dist.	0/0	Long dist.	0/0

Shooting statistics

Position	Goals	Sav.	Miss.	Post	Blk.	Total	%
Back (9m)	3	1	1	1	2	8	38
Line (6m)	7	0	1	1	0	9	78
Wing	5	5	2	0	0	12	42
7m penalties	7	0	0	0	0	7	100
Fastbreak	5	0	0	0	0	5	100
Breakthrough	3	5	1	0	0	9	33
Total	30	11	5	2	2	50	60

Jersey number Tot. Total shooting 6m 6m (line) shooting 9m 9m shooting Wng Wing shooting FB Fastbreak sh. 7m 7m penalty sh.
 Brk. Breakthrough sh. LD Long distance sh. As. Assists PC Pass clear chance E7 Earned 7m pen. TF Technical faults St. Steals
 2m 2m punishments C7. Committed 7m E2 Earned 2m pun. YC. Yellow cards R/B Red/Blue cards Blk. Blocks S Starting Line-up



10th IHF Women's Youth World Championship 2024



Group F, 3. round

Match Team Statistics

Hungary 30 - 26 Norway

17.8.2024. 20:00

Match No. 38

(17 - 10) (13 - 16)

Attendance: 500

International Handball Hall

Referees: Denis Bolic (AUT) / Christoph Hurich (AUT)

Norway

#	Surname and name	S	Goals / shots								Attack				Def.			Penalties				TP		
			Tot.	%	9m	6m	Wing	7m	FB	Brk.	LD	As.	PC	E7	E2	TF	St.	C7	Blk	YC	2m		R	B
1	RO Pernille	S									1	1			1									29:44
4	HAGENES Maia Matre		3/5	60		2/3			1/2							1								19:25
5	HALDORSSON Mali	S	5/6	83	5/6						2				4		1							45:51
6	BREEN Milla Haugerstuen	S	4/5	80		1/1	1/2		2/2		2				2	1	1							47:12
8	REFSLAND Vilde																				1			13:13
10	WITH Synne	S	4/4	100			1/1		2/2	1/1	1					1								59:48
11	HESSEN Julia		2/3	67	0/1					2/2	2	1			4									22:27
12	LANGAARD Leah Isabell																							
14	EKERHOVD Sofie Nilssen	S	2/5	40	0/3	1/1			1/1						4		1							41:59
16	GUNNARSDOTTIR Ella Briet											1			1									27:57
18	TOMMERVAG Ingeborg Johanne Nyborg	S	2/3	67		2/2	0/1								1	1		1						40:35
21	GULBRANSEN Vanessa Braten																							
22	HOLTE Othilie Liodden		0/3	0	0/2					0/1							1					1		13:23
24	ELLINGSEN Julie																							
27	KONGSSUND Oda																							
35	LANGSETH Thilla Karoline Molle	S	4/10	40	2/8	1/1				1/1	1				2		3					2		57:16
Team / bench																								
TOTAL			26/44	59	7/20	7/8	2/4	0/0	6/7	4/5	0/0	9	3	0	0	19	3	7	2	0	3	1	0	

#	Surname and name	Saves / shots								
		Tot.	%	9m	6m	Wing	7m	FB	Brk.	LD
1	RO Pernille	4/20	20	0/1	0/5	2/4	0/3	0/4	2/3	
12	LANGAARD Leah Isabell									
16	GUNNARSDOTTIR Ella Briet	7/21	33	1/3	0/2	3/6	0/4	0/1	3/5	
TOTAL		11/41	27	1/4	0/7	5/10	0/7	0/5	5/8	0/0

Coach: Ane Victoria Ness Mällberg

Number of attacks: 60, Efficiency: 43%, Average Duration: 27.08 seconds

Attack by type of defense

	Shots	9m	6m	Wing	TF	E7	E2
On def. 6-0	20/37	7/20	7/8	2/4	19	0	0
Fastbreak	6/7				0	0	0

Defense by type

	Total	9m	6m	Wing	Stl.	C7	2m
Def. 6-0	18/38	3/8	7/9	5/12	3	7	0
Fastbreak	5/5				0	0	3

Attack with superiority / minority / goalkeeper out

	Attack				Reaction		
	Att.	Eff.	Shots	TF	FB	LD	Tot.
6 on 6 (GK out)	5	40%	2/3	2	0/0	0/0	0/0
5 on 6 (GK out)	1	0%	0/1	0	0/0	0/0	0/0
6 on 6	53	45%	24/36	17			
5 on 6	1	0%	0/1	0			

Defense with superiority / minority / goalkeeper out

	Attack				Reaction		
	Att.	Eff.	Shots	TF	FB	LD	Tot.
6 on 6	52	44%	23/41	11			
6 on 5	9	78%	7/8	1			


Numbers show attacking numbers of opponent. Lower efficiency of opponent means better defense of this team

Player superiority / GK out counted at the end of attack (in case it changes during attack)

Jersey number Tot. Total shooting 6m 6m (line) shooting 9m 9m shooting Wng Wing shooting FB Fastbreak sh. 7m 7m penalty sh.
 Brk. Breakthrough sh. LD Long distance sh. As. Assists PC Pass clear chance E7 Earned 7m pen. TF Technical faults St. Steals
 2m 2m punishments C7. Committed 7m E2 Earned 2m pun. YC. Yellow cards R/B Red/Blue cards Blk. Blocks S Starting Line-up



10th IHF Women's Youth World Championship 2024



Group F, 3. round

Match Team Statistics

Match No. 38

Hungary 30 - 26 Norway

(17 - 10) (13 - 16)

17.8.2024. 20:00

Attendance: 500

International Handball Hall

Referees: Denis Bolic (AUT) / Christoph Hurich (AUT)

Shot distribution by player

4 M. Hagenes

2/2		
		1/1

1 post 1 miss.

5 M. Haldorsson

1/1		1/1
	0/1	1/1
1/1		1/1

6 M. Breen

		1/1
1/1		
1/1	1/1	

1 post

8 V. Refsland

10 S. With

1/1	2/2	
		1/1

11 J. Hessen

	1/1	1/1

1 miss.

14 S. Ekerhovd

		0/1
1/1		1/1
		0/1

1 post

18 I. Tommervag

1/1	0/1	1/1

21 V. Gulbrandsen

22 O. Holte

0/1		

1 miss. 1 block

24 J. Ellingsen

27 O. Kongssund

35 T. Langseth

1/1		0/1
		2/2
		1/2

1 post 1 miss. 2 block

TOTAL

5/6	2/2	2/4
2/2	0/1	5/5
3/3	2/3	5/7

4 post 4 miss. 3 block

Saves distribution goalkeepers

1 P. Ro

1/3		1/3
1/9	0/1	1/4

12 L. Langaard

16 E. Gunnarsdottir

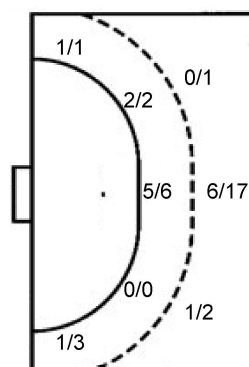
0/2		1/4
2/2		1/2
0/3	2/3	1/5

TOTAL

0/2		1/4
3/5		2/5
1/12	2/4	2/9

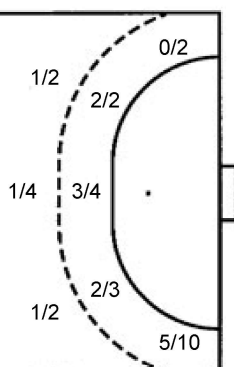
Shots by position

ATTACK



7m penalties	0/0
Fastbreak	6/7
Breakthrough	4/5
Long dist.	0/0

DEFENSE



7m penalties	7/7
Fastbreak	5/5
Breakthrough	3/9
Long dist.	0/0

Shooting statistics

Position	Goals	Sav.	Miss.	Post	Blk.	Total	%
Back (9m)	7	6	2	2	3	20	35
Line (6m)	7	0	1	0	0	8	88
Wing	2	1	0	1	0	4	50
7m penalties	0	0	0	0	0	0	0
Fastbreak	6	0	0	1	0	7	86
Breakthrough	4	0	1	0	0	5	80
Total	26	7	4	4	3	44	59

Jersey number Tot. Total shooting 6m 6m (line) shooting 9m 9m shooting Wng Wing shooting FB Fastbreak sh. 7m 7m penalty sh.
 Brk. Breakthrough sh. LD Long distance sh. As. Assists PC Pass clear chance E7 Earned 7m pen. TF Technical faults St. Steals
 2m 2m punishments C7. Committed 7m E2 Earned 2m pun. YC. Yellow cards R/B Red/Blue cards Blk. Blocks S Starting Line-up

Handball statistics and livescore by Toma-soft ltd (www.toma-soft.hr)



10th IHF Women's Youth World Championship 2024



Group F, 3. round

Match Team Statistics

Match No. 38

Hungary 30 - 26 Norway

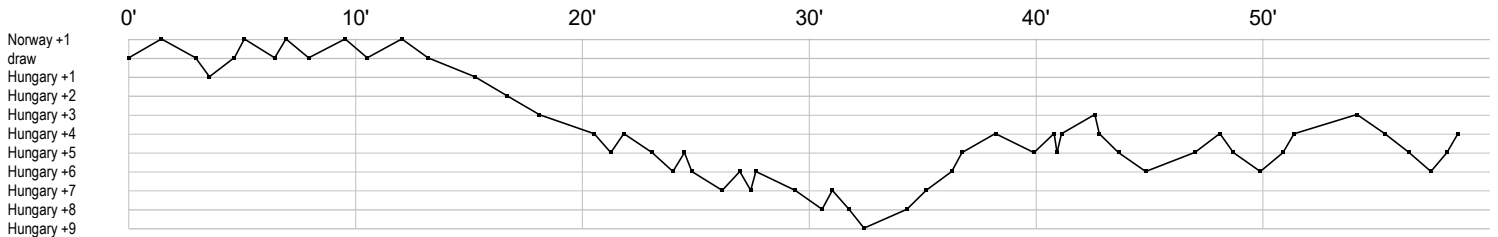
(17 - 10) (13 - 16)

17.8.2024. 20:00

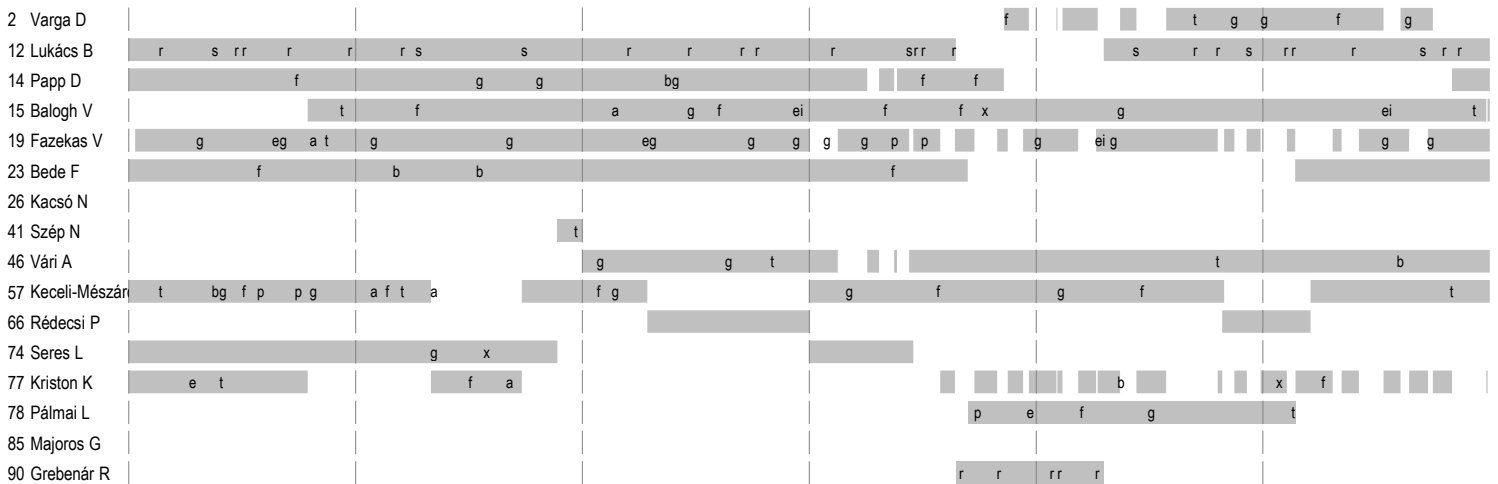
Attendance: 500

International Handball Hall


Referees: Denis Bolic (AUT) / Christoph Hurich (AUT)



Hungary



Norway



In game	g Goal scored	f Missed shot	a Assist	t Technical faults	b Steal
2 2min suspension	e Earned 7m	c Committed 7m	y Yellow card	r Red Card	k Blue card
i Earned 2min.	x Block	4 4min suspension	p Pass for clear chance	s Saved shot	r Received goal