10th IHF Women's Youth World Championship 2024

Group A, 3. round

Match Team Statistics
Match No. 34

Serbia 29 - 25 Sweden
(13 - 11) (16 - 14)

17.8.2024. 12:00
Attendance: 260
International Handball Hall

Referees: Agustin Conberse (ARG) / Santiago Correa (ARG)

Serbia

Players			Goals / shots									Attack					Def.			Penalties				TP
#	Surname and name	S	Tot.	%	9m	6m	Wing	7m	FB	Brk.	LD	As.	PC	E7	E2	TF	St.	C7	Blk	YC	2m	R	B	
2	DRINIĆ Sara	S																						15:20
3	NEDELJKOVIĆ Mia		7/9	78			5/7	1/1	1/1					2	2		1							52:22
5	MOMČILOVIĆ Milica																		2		1			25:37
6	PETRIĆ Helena																							4:02
7	ŠERIFI Sabina	S	3/6	50			3/6																	36:23
8	MARINOVIĆ Tara																	1						30:35
10	KREZOVIĆ Aleksandra	S																						25:54
15	RADOVIĆ Sara	S	0/4	0	0/1	0/2					0/1	1	1			5		1						49:07
18	JANKOVIĆ Lena	S	0/2	0	0/1	0/1										3								9:16
19	MILOSAVLJEVIĆ Leana																							
22	OTAŠEVIĆ Milica		12/14	86	0/1	3/4		4/4		5/5		1		1	2	3			1					49:10
25	STANIĆ Lara	S	6/12	50	0/2	2/5		0/1		4/4				3			1							40:50
37	TASIĆ Milica																							
44	ĐEKIĆ Mia		1/2	50			0/1			1/1							2							21:43
77	TANOVIĆ Jana																							
91	ČINKU Tatjana	S																						59:14
	Team / bench															1				1				
	TOTAL		29/49	59	0/5	5/12	8/14	5/6	1/1	10/10	0/1	2	1	6	4	12	4	2	3	1	1	0	0	

Goalkeepers		Saves / shots								
#.	Surname and name	Tot.	%	9m	6m	Wing	7m	FB	Brk.	LD
77	TANOVIĆ Jana									
91	ČINKU Tatjana	12/37	32	9/19	1/5	0/4	0/3	0/3	2/3	
	TOTAL	12/37	32	9/19	1/5	0/4	0/3	0/3	2/3	0/0

Coach: **Zoran Barbulović**

Number of attacks: 57, Efficiency: 51%, Average Duration: 33.96 seconds

Attack by type of defense

	Shots	9m	6m	Wing	TF	E7	E2
On def. 6-0	23/41	0/5	5/12	8/14	12	6	4
Fastbreak	1/1				0	0	0

Defense by type

	Total	9m	6m	Wing	Stl.	C7	2m
Def. 6-0	14/33	9/23	2/3	3/6	2	1	0
Def. 5-1	5/10	1/4	2/2	1/2	2	1	0
Fastbreak	3/3				0	0	1

Attack with superiority / minority / goalkeeper out

	Attack				Reaction		
	Att.	Eff.	Shots	TF	FB	LD	Tot.
6 on 6	49	51%	25/38	11			
6 on 5	6	50%	3/5	1			
5 on 6	1	100%	1/1	0			
5 on 5	1	0%	0/1	0			

Player superiority / GK out counted at the end of attack (in case it changes during attack)

Defense with superiority / minority / goalkeeper out

	Attack				Reaction		
	Att.	Eff.	Shots	TF	FB	LD	Tot.
7 on 6 (GK out)	1	0%	0/1	0	0/0	0/1	0/1
6 on 6 (GK out)	6	33%	2/6	0	0/0	0/0	0/0
6 on 6	47	45%	21/34	13			
5 on 6	1	0%	0/1	0			
7 on 5 (GK out)	1	100%	1/1	0	0/0	0/0	0/0
6 on 5 (GK out)	1	100%	1/1	0	0/0	0/0	0/0

Numbers show attacking numbers of oponnent. Lower efficiency of oponnent means better defense of this team

#	Jersey number	**Tot.**	Total shooting	**6m**	6m (line) shooting	**9m**	9m shooting	**Wng**	Wing shooting	**FB**	Fastbreak sh.	**7m**	7m penalty sh.
Brk.	Breakthrough sh.	**LD**	Long distance sh.	**As.**	Assists	**PC**	Pass clear chance	**E7**	Eearned 7m pen.	**TF**	Technical faults	**St.**	Steals
2m	2m punishments	**C7.**	Commited 7m	**E2**	Eearned 2m pun.	**YC.**	Yellow cards	**R/B**	Red/Blue cards	**Blk.**	Blocks	**S**	Starting Line-up

10th IHF Women's Youth World Championship 2024

Group A, 3. round

Match Team Statistics
Match No. 34

Serbia 29 - 25 Sweden
(13 - 11) (16 - 14)

17.8.2024. 12:00
Attendance: 260
International Handball Hall

Referees: Agustin Conberse (ARG) / Santiago Correa (ARG)

Shot distribution by player

2 S. Drinić

3 M. Nedeljković

2/2		
		1/1
1/1	1/1	2/2

2 miss.

5 M. Momčilović

6 H. Petrić

7 S. Šerifi

1/2	1/1	
		1/2

1 miss.

8 T. Marinović

10 A. Krezović

15 S. Radović

0/1		
	0/1	
0/1		

1 miss.

18 L. Janković

0/1		

1 miss.

19 L. Milosavljević

22 M. Otašević

1/1	2/2	1/1
		1/1
2/2	2/2	3/3

2 miss.

25 L. Stanić

1/2		
4/4	0/1	1/1

1 post 1 miss. 2 block

37 M. Tasić

44 M. Đekić

1/1		0/1

TOTAL

4/7	3/3	1/1
1/2	0/1	3/4
8/9	3/4	6/7

1 post 8 miss. 2 block

Saves distribution goalkeepers

77 J. Tanović

91 T. Činku

0/5	0/1	1/3
1/3	1/1	1/3
2/9	1/3	5/9

TOTAL

0/5	0/1	1/3
1/3	1/1	1/3
2/9	1/3	5/9

Shots by position

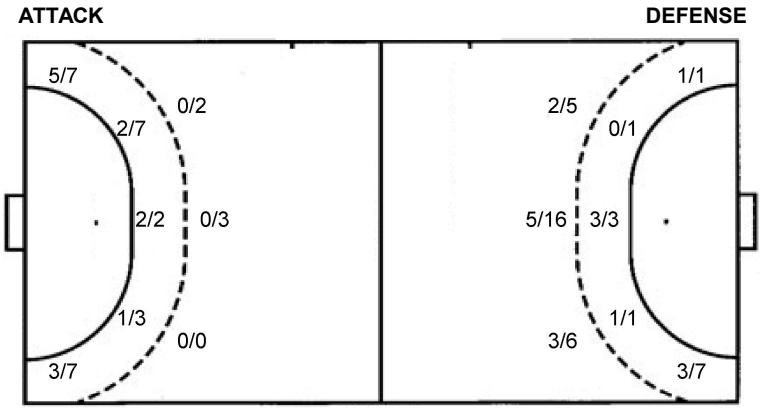

7m penalties	5/6	7m penalties	3/3
Fastbreak	1/1	Fastbreak	3/3
Breakthrough	10/10	Breakthrough	1/3
Long dist.	0/1	Long dist.	0/0

Shooting statistics

Position	Goals	Sav.	Miss.	Post	Blk.	Total	%
Back (9m)	0	2	1	0	2	5	0
Line (6m)	5	4	3	0	0	12	42
Wing	8	3	3	0	0	14	57
7m penalties	5	0	0	1	0	6	83
Fastbreak	1	0	0	0	0	1	100
Breakthrough	10	0	0	0	0	10	100
Total	**29**	**9**	**7**	**1**	**2**	**48**	**60**

#	Jersey number	**Tot.**	Total shooting	**6m**	6m (line) shooting	**9m**	9m shooting	**Wng**	Wing shooting	**FB**	Fastbreak sh.	**7m**	7m penalty sh.
Brk.	Breakthrough sh.	**LD**	Long distance sh.	**As.**	Assists	**PC**	Pass clear chance	**E7**	Eearned 7m pen.	**TF**	Technical faults	**St.**	Steals
2m	2m punishments	**C7.**	Commited 7m	**E2**	Eearned 2m pun.	**YC.**	Yellow cards	**R/B**	Red/Blue cards	**Blk.**	Blocks	**S**	Starting Line-up

10th IHF Women's Youth World Championship 2024

Group A, 3. round

Match Team Statistics
Match No. 34

Serbia 29 - 25 Sweden
(13 - 11) (16 - 14)

17.8.2024. 12:00
Attendance: 260
International Handball Hall

Referees: Agustin Conberse (ARG) / Santiago Correa (ARG)

Sweden

Players			Goals / shots									Attack					Def.			Penalties				TP
#	Surname and name	S	Tot.	%	9m	6m	Wing	7m	FB	Brk.	LD	As.	PC	E7	E2	TF	St.	C7	Blk	YC	2m	R	B	
1	MELIN Mathilda																							8:10
2	KINDAHL Linnéa	S	2/3	67			1/1		1/1	0/1								1			1			33:05
3	SVENSSON Moa		1/1	100				1/1				3				2								37:25
6	HUSELIUS Nova		2/3	67				2/2		0/1				1		3								14:29
8	BERGLUND Julia		0/2	0			0/2																	8:02
9	NORRGARD Meja		2/4	50	2/4							1												7:30
10	LÖF Astrid	S	2/2	100	1/1				1/1			1			1	3		2			1			44:25
11	MIELKE Cassandra		1/7	14	1/7									1		1		1						17:13
12	SAUL Wilma	S																						48:05
14	ANDERSSON Ellen	S	0/1	0	0/1							1												11:15
15	LINDBERG Isa	S	4/12	33	4/11	0/1						3				1	1		1					38:13
16	DANIELSSON Anna																							0:20
17	PORTILLO Maja																	1			1			22:03
18	RYDÉN Isabelle	S	5/5	100	2/2	3/3										3		1	1					47:01
32	LILJA Smilla		1/2	50	0/1					1/1		3	1								1			36:54
33	JOHANSSON Thella	S	5/7	71		1/1	3/5		1/1								1							45:50
	Team / bench																							
	TOTAL		25/49	51	10/27	4/5	4/8	3/3	3/3	1/3	0/0	12	1	2	1	13	2	6	2	0	4	0	0	

Goalkeepers		Saves / shots								
#.	Surname and name	Tot.	%	9m	6m	Wing	7m	FB	Brk.	LD
1	MELIN Mathilda	1/6	17		1/2	0/2	0/1		0/1	
12	SAUL Wilma	8/31	26	2/2	3/7	3/9	0/3	0/1	0/9	
16	DANIELSSON Anna	0/1	0				0/1			
	TOTAL	9/38	24	2/2	4/9	3/11	0/5	0/1	0/10	0/0

Coach: **Frenne Baverud**

Number of attacks: 57, Efficiency: 44%, Average Duration: 28.56 seconds

Attack by type of defense

	Shots	9m	6m	Wing	TF	E7	E2
On def. 6-0	14/33	9/23	2/3	3/6	6	1	1
On def. 5-1	5/10	1/4	2/2	1/2	7	1	0
Fastbreak	3/3				0	0	0

Defense by type

	Total	9m	6m	Wing	Stl.	C7	2m
Def. 6-0	23/41	0/5	5/12	8/14	2	6	0
Fastbreak	1/1				0	0	4

Attack with superiority / minority / goalkeeper out

	Attack				Reaction		
	Att.	Eff.	Shots	TF	FB	LD	Tot.
7 on 6 (GK out)	1	0%	0/1	0	0/0	0/1	0/1
6 on 6 (GK out)	6	33%	2/6	0	0/0	0/0	0/0
6 on 6	47	45%	21/34	13			
5 on 6	1	0%	0/1	0			
7 on 5 (GK out)	1	100%	1/1	0	0/0	0/0	0/0
6 on 5 (GK out)	1	100%	1/1	0	0/0	0/0	0/0

Player superiority / GK out counted at the end of attack (in case it changes during attack)

Defense with superiority / minority / goalkeeper out

	Attack				Reaction		
	Att.	Eff.	Shots	TF	FB	LD	Tot.
6 on 6	49	51%	25/38	11			
6 on 5	6	50%	3/5	1			
5 on 6	1	100%	1/1	0			
5 on 5	1	0%	0/1	0			

Numbers show attacking numbers of oponnent. Lower efficiency of oponnent means better defense of this team

#	Jersey number	**Tot.**	Total shooting	**6m**	6m (line) shooting	**9m**	9m shooting	**Wng**	Wing shooting	**FB**	Fastbreak sh.	**7m**	7m penalty sh.
Brk.	Breakthrough sh.	**LD**	Long distance sh.	**As.**	Assists	**PC**	Pass clear chance	**E7**	Eearned 7m pen.	**TF**	Technical faults	**St.**	Steals
2m	2m punishments	**C7.**	Commited 7m	**E2**	Eearned 2m pun.	**YC.**	Yellow cards	**R/B**	Red/Blue cards	**Blk.**	Blocks	**S**	Starting Line-up

10th IHF Women's Youth World Championship 2024

Group A, 3. round

Match Team Statistics
Match No. 34

Serbia 29 - 25 Sweden
(13 - 11) (16 - 14)

17.8.2024. 12:00
Attendance: 260
International Handball Hall

Referees: Agustin Conberse (ARG) / Santiago Correa (ARG)

Shot distribution by player

2 L. Kindahl		
	1/2	1/1

3 M. Svensson		
	1/1	

6 N. Huselius		
1/1		
		1/2

8 J. Berglund		

2 post

9 M. Norrgard		
2/2		
	0/1	
		0/1

10 A. Löf		
2/2		

11 C. Mielke		
		1/1
		0/1

2 miss. 3 block

14 E. Andersson		
		0/1

15 I. Lindberg		
		1/2
1/2		1/2
1/3		

2 post 1 miss.

17 M. Portillo		

18 I. Rydén		
2/2		
2/2		1/1

32 S. Lilja		
		1/2

33 T. Johansson		
1/1		
		1/1
2/2	1/1	

1 post 1 miss.

TOTAL		
5/5	1/1	2/3
2/3	0/1	2/3
7/9	2/3	4/9

5 post 4 miss. 3 block

Saves distribution goalkeepers

1 M. Melin		
0/1		
	1/1	
0/2		0/2

12 W. Saul		
3/6	0/2	0/1
1/2		1/4
1/7	1/4	1/5

16 A. Danielsson		
	0/1	

TOTAL		
3/7	0/3	0/1
1/2	1/1	1/4
1/9	1/4	1/7

Shots by position

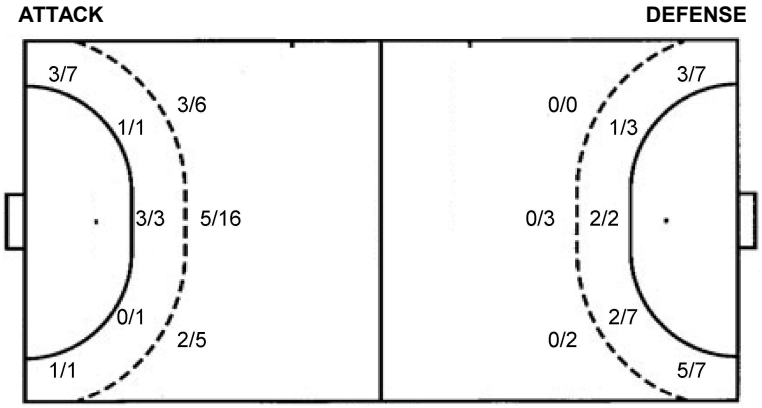

7m penalties	3/3	7m penalties	5/6
Fastbreak	3/3	Fastbreak	1/1
Breakthrough	1/3	Breakthrough	10/10
Long dist.	0/0	Long dist.	0/1

Shooting statistics

Position	Goals	Sav.	Miss.	Post	Blk.	Total	%
Back (9m)	10	9	3	2	3	27	37
Line (6m)	4	1	0	0	0	5	80
Wing	4	0	1	3	0	8	50
7m penalties	3	0	0	0	0	3	100
Fastbreak	3	0	0	0	0	3	100
Breakthrough	1	2	0	0	0	3	33
Total	**25**	**12**	**4**	**5**	**3**	**49**	**51**

#	Jersey number	**Tot.**	Total shooting	**6m**	6m (line) shooting	**9m**	9m shooting	**Wng**	Wing shooting	**FB**	Fastbreak sh.	**7m**	7m penalty sh.
Brk.	Breakthrough sh.	**LD**	Long distance sh.	**As.**	Assists	**PC**	Pass clear chance	**E7**	Earned 7m pen.	**TF**	Technical faults	**St.**	Steals
2m	2m punishments	**C7.**	Commited 7m	**E2**	Earned 2m pun.	**YC.**	Yellow cards	**R/B**	Red/Blue cards	**Blk.**	Blocks	**S**	Starting Line-up

10th IHF Women's Youth World Championship 2024

Group A, 3. round

Match Team Statistics

Match No. 34

Serbia 29 - 25 Sweden

(13 - 11) (16 - 14)

17.8.2024. 12:00
Attendance: 260
International Handball Hall

Referees: Agustin Conberse (ARG) / Santiago Correa (ARG)

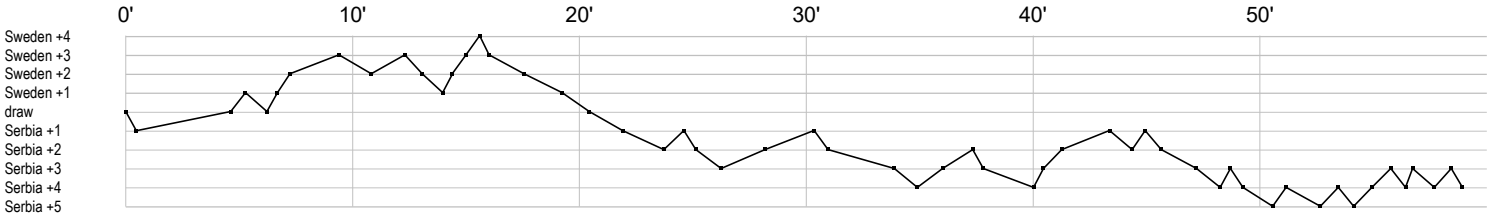

Serbia

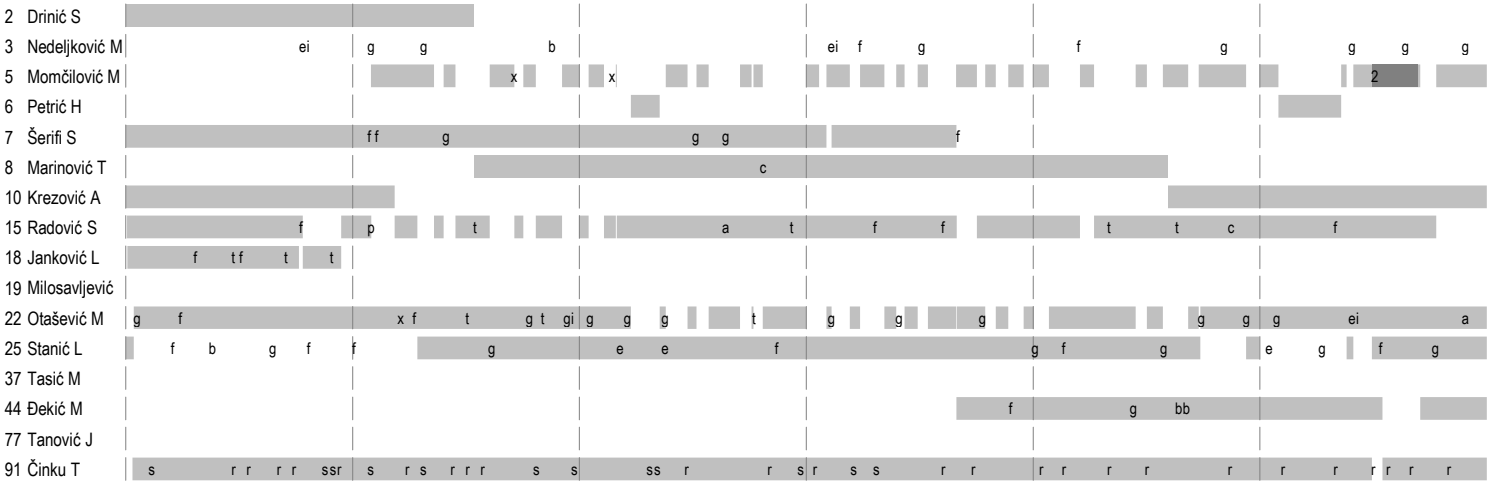

Sweden



	In game	**g**	Goal scored	**f**	Missed shot	**a**	Assist	**t**	Technical faults	**b**	Steal
2	2min suspension	**e**	Eearned 7m	**c**	Commited 7m	**y**	Yellow card	**r**	Red Card	**k**	Blue card
i	Eearned 2min.	**x**	Block	**4**	4min suspension	**p**	Pass for clear chance	**s**	Saved shot	**r**	Received goal