




10th IHF Women's Youth World Championship 2024



Group F, 2. round

Match Team Statistics

Match No. 31

Kazakhstan 9 - 45 Hungary

(5 - 22) (4 - 23)

16.8.2024. 16:00

Attendance: 300

Olympic Sports Center

Referees: Roua Haggui (TUN) / Sahar Haggui (TUN)

Kazakhstan

#	Surname and name	S	Goals / shots							Attack				Def.			Penalties				TP					
			Tot.	%	9m	6m	Wing	7m	FB	Brk.	LD	As.	PC	E7	E2	TF	St.	C7	Blk	YC		2m	R	B		
7	ORAZBAYEVA Korkem		0/1	0			0/1								1									11:30		
12	GALYM Kyzzhibek	S																						52:21		
15	ERTAZAYEVA Zhanerke	S	3/8	38	0/5	2/2		1/1							10	1								43:32		
16	ORLOVSKAYA Veronika														1									7:39		
19	KOSHKARALI Makhabbat		0/1	0			0/1										1							19:27		
20	ALTYNBEK Karlygash		1/1	100			1/1								5	2			2					46:27		
27	KOVALYOVA Lyubov		0/2	0	0/1					0/1				1	2			1						21:20		
28	KOPZHAN Banu	S	1/3	33	0/2					1/1					9	1				1				36:05		
29	MARAL Guldana		0/1	0		0/1									1									19:52		
35	STOLBOVAYA Darya	S	0/2	0			0/2								2									42:15		
57	TURSYN Aiyem	S	0/2	0	0/2										7	1				1				40:56		
72	PALEY Kristina	S	3/6	50	0/1	3/4		0/1							1									39:34		
77	FRANKOVSKAYA Yana	S	1/3	33		1/1	0/1		0/1						1									39:02		
Team / bench																				1						
UKUPNO			9/30	30	0/11	6/8	1/6	1/2	0/1	1/2	0/0				5	4	2	2	39	1	5	1	1	4	0	0

Goalkeepers		Saves / shots								
#	Surname and name	Tot.	%	9m	6m	Wing	7m	FB	Brk.	LD
12	GALYM Kyzzhibek	8/46	17	4/10	1/8	3/8	0/4	0/14	0/2	
16	ORLOVSKAYA Veronika	0/7	0	0/2	0/1	0/1		0/3		
TOTAL		8/53	15	4/12	1/9	3/9	0/4	0/17	0/2	0/0

Coach:

Number of attacks: 66, Efficiency: 14%, Average Duration: 34.67 seconds

Attack by type of defense

	Shots	9m	6m	Wing	TF	E7	E2
On def. 6-0	7/25	0/10	6/8	1/6	39	2	2
On def. 5-1	1/2	0/1	0/0	0/0	0	0	0
Fastbreak	0/1				0	0	0

Defense by type

	Total	9m	6m	Wing	Stl.	C7	2m
Def. 6-0	24/36	8/14	8/9	6/11	1	5	0
Fastbreak	17/19				0	0	4

Attack with superiority / minority / goalkeeper out

	Attack				Reaction		
	Att.	Eff.	Shots	TF	FB	LD	Tot.
6 on 6	57	12%	7/23	34			
6 on 5	4	0%	0/0	4			
5 on 6	5	40%	2/4	1			

Player superiority / GK out counted at the end of attack (in case it changes during attack)

Defense with superiority / minority / goalkeeper out

	Attack				Reaction		
	Att.	Eff.	Shots	TF	FB	LD	Tot.
6 on 6 (GK out)	4	25%	1/2	2	0/0	0/0	0/0
6 on 6	57	67%	38/48	9			
6 on 5	8	75%	6/7	1			

Numbers show attacking numbers of opponent. Lower efficiency of opponent means better defense of this team

Jersey number Tot. Total shooting 6m 6m (line) shooting 9m 9m shooting Wng Wing shooting FB Fastbreak sh. 7m 7m penalty sh.
 Brk. Breakthrough sh. LD Long distance sh. As. Assists PC Pass clear chance E7 Earned 7m pen. TF Technical faults St. Steals
 2m 2m punishments C7. Committed 7m E2 Earned 2m pun. YC. Yellow cards R/B Red/Blue cards Blk. Blocks S Starting Line-up

Handball statistics and livescore by Toma-soft ltd (www.toma-soft.hr)



10th IHF Women's Youth World Championship 2024



Group F, 2. round

Match Team Statistics

Match No. 31

Kazakhstan 9 - 45 Hungary

(5 - 22) (4 - 23)

16.8.2024. 16:00

Attendance: 300

Olympic Sports Center

Referees: Roua Haggui (TUN) / Sahar Haggui (TUN)

Shot distribution by player

7 K. Orazbayeva

		0/1

15 Z. Ertazayeva

1/1		
2/2		

2 miss. 3 block

19 M. Koshkarali

1 miss.

20 K. Altynbek

1/1		

1 miss.

27 L. Kovalyova

	0/1	

1 miss.

28 B. Kopzhan

1/1	0/1	

1 miss.

29 G. Maral

0/1		

35 D. Stolbovaya

		0/1

1 miss.

57 A. Tursyn

1 post 1 miss.

72 K. Paley

		1/2
		0/1
	1/1	1/2

1 miss.

77 Y. Frankovskaya

1/1		

1 post 1 miss.

TOTAL

3/3	0/1	1/2
2/3		0/2
1/1	1/2	1/3

2 post 8 miss. 3 block

Saves distribution goalkeepers

12 K. Galym

1/5	0/2	0/4
0/2	2/2	1/1
3/16	0/2	1/11

16 V. Orlovskaya

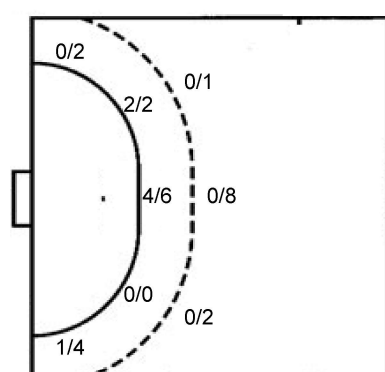
		0/2
0/2		
0/1		0/2

TOTAL

1/5	0/2	0/6
0/4	2/2	1/1
3/17	0/2	1/13

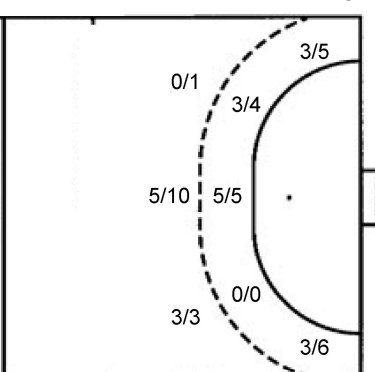
Shots by position

ATTACK



7m penalties 1/2
Fastbreak 0/1
Breakthrough 1/2
Long dist. 0/0

DEFENSE



7m penalties 4/5
Fastbreak 17/19
Breakthrough 2/2
Long dist. 0/0

Shooting statistics

Position	Goals	Sav.	Miss.	Post	Blk.	Total	%
Back (9m)	0	2	5	1	3	11	0
Line (6m)	6	2	0	0	0	8	75
Wing	1	2	3	0	0	6	17
7m penalties	1	1	0	0	0	2	50
Fastbreak	0	0	0	1	0	1	0
Breakthrough	1	1	0	0	0	2	50
Total	9	8	8	2	3	30	30

Jersey number Tot. Total shooting 6m 6m (line) shooting 9m 9m shooting Wng Wing shooting FB Fastbreak sh. 7m 7m penalty sh.
Brk. Breakthrough sh. LD Long distance sh. As. Assists PC Pass clear chance E7 Earned 7m pen. TF Technical faults St. Steals
2m 2m punishments C7. Committed 7m E2 Earned 2m pun. YC. Yellow cards R/B Red/Blue cards Blk. Blocks S Starting Line-up

Handball statistics and livescore by Toma-soft ltd (www.toma-soft.hr)



10th IHF Women's Youth World Championship 2024



Group F, 2. round

Match Team Statistics

Match No. 31

Kazakhstan 9 - 45 Hungary

(5 - 22) (4 - 23)

16.8.2024. 16:00

Attendance: 300

Olympic Sports Center

Referees: Roua Haggui (TUN) / Sahar Haggui (TUN)

Hungary

#	Surname and name	S	Goals / shots								Attack					Def.			Penalties				TP								
			Tot.	%	9m	6m	Wing	7m	FB	Brk.	LD	As.	PC	E7	E2	TF	St.	C7	Blk	YC	2m	R		B							
2	VARGA Dalma		5/6	83			1/2		4/4							1	1	1	1	1	1									32:36	
4	MIHÁLY Hanna		2/4	50		1/1	0/2		1/1								1	1		1										10:40	
14	PAPP Dorka Lili	S	6/7	86			2/3		4/4							1	1	1												19:52	
15	BALOGH Veronika Borbála		2/2	100					1/1	1/1					2				1	2				3						26:06	
19	FAZEKAS Virág	S	6/8	75	3/3		0/1	2/2	1/2						4	1			1	2										29:24	
23	BEDE Fanni	S	7/8	88			3/3		4/5										1	1										27:54	
26	KACSÓ Noémi Petra		1/3	33	1/2			0/1											1											19:07	
41	SZÉP Nóra Viktória		2/3	67		2/3											1													25:49	
49	SZEIBERT Anna Rebeka		2/5	40	1/4	1/1									3	2														23:31	
57	KECELI-MÉSZÁROS Renáta	S	2/2	100		1/1			1/1						3				5	2										26:00	
66	RÉDECSI Polett		3/3	100	1/1	1/1			1/1						1					2										33:20	
74	SERES Liza	S	2/2	100		2/2													1	1										35:39	
77	KRISTON Kíra Daniella	S	2/2	100	1/1										3	1														26:50	
78	PÁLMAI Liza		3/5	60	1/3			2/2							3	1	1	1		1										23:50	
85	MAJOROS Gréta														2																29:22
90	GREBENÁR Réka	S																	1											30:00	
Team / bench																															
UKUPNO			45/60	75	8/14	8/9	6/11	4/5	17/19	2/2	0/0				21	7	5	4	12	13	2	3	0	2	0	0	0				

#	Surname and name	Saves / shots								
		Tot.	%	9m	6m	Wing	7m	FB	Brk.	LD
85	MAJOROS Gréta	3/7	43	1/1	0/2	0/1	1/2		1/1	
90	GREBENÁR Réka	5/10	50	1/1	2/6	2/2			0/1	
TOTAL		8/17	47	2/2	2/8	2/3	1/2	0/0	1/2	0/0

Coach: **Beáta Bohus**

Number of attacks: 69, Efficiency: 65%, Average Duration: 18.80 seconds

Attack by type of defense

	Shots	9m	6m	Wing	TF	E7	E2
On def. 6-0	24/36	8/14	8/9	6/11	12	5	4
Fastbreak	17/19				0	0	0

Defense by type

	Total	9m	6m	Wing	Stl.	C7	2m
Def. 6-0	7/25	0/10	6/8	1/6	13	2	0
Def. 5-1	1/2	0/1	0/0	0/0	0	0	0
Fastbreak	0/1				0	0	2

Attack with superiority / minority / goalkeeper out

	Attack				Reaction		
	Att.	Eff.	Shots	TF	FB	LD	Tot.
6 on 6 (GK out)	4	25%	1/2	2	0/0	0/0	0/0
6 on 6	57	67%	38/48	9			
6 on 5	8	75%	6/7	1			

Player superiority / GK out counted at the end of attack (in case it changes during attack)

Defense with superiority / minority / goalkeeper out

	Attack				Reaction		
	Att.	Eff.	Shots	TF	FB	LD	Tot.
6 on 6	57	12%	7/23	34			
6 on 5	4	0%	0/0	4			
5 on 6	5	40%	2/4	1			


Numbers show attacking numbers of opponent. Lower efficiency of opponent means better defense of this team

Jersey number Tot. Total shooting 6m 6m (line) shooting 9m 9m shooting Wng Wing shooting FB Fastbreak sh. 7m 7m penalty sh.
 Brk. Breakthrough sh. LD Long distance sh. As. Assists PC Pass clear chance E7 Earned 7m pen. TF Technical faults St. Steals
 2m 2m punishments C7. Committed 7m E2 Earned 2m pun. YC. Yellow cards R/B Red/Blue cards Blk. Blocks S Starting Line-up

Handball statistics and livescore by Toma-soft ltd (www.toma-soft.hr)



10th IHF Women's Youth World Championship 2024



Group F, 2. round

Match Team Statistics

Match No. 31

Kazakhstan 9 - 45 Hungary

(5 - 22) (4 - 23)

16.8.2024. 16:00

Attendance: 300

Olympic Sports Center

Referees: Roua Haggui (TUN) / Sahar Haggui (TUN)

Shot distribution by player

2 D. Varga 2/2 2/2 0/1 1/1	4 H. Mihály 1/1 1/2 1 post	14 D. Papp 1/2 3/3 2/2	15 V. Balogh 2/2	19 V. Fazekas 1/1 2/2 2/2 2 post	23 F. Bede 1/1 2/2 1/1 2/2 1 miss. 1/1 lob	26 N. Kacsó 1/1 1 post 1 block
41 N. Szép 0/1 2/2	49 A. Szeibert 1/3 1/1 1 post	57 R. Keceli-Mészáros 1/1 1/1	66 P. Rédecsi 1/1 2/2	74 L. Seres 2/2	77 K. Kriston 2/2	78 L. Pálmai 1/1 0/1 1/1 0/1 1/1 0/1

TOTAL

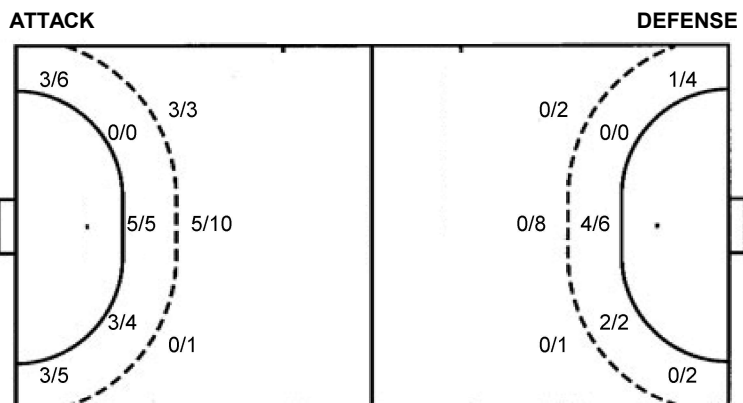
4/5	2/2	6/6
4/4	0/2	0/1
14/17	2/2	12/13

5 post 1 miss. 1 block 1/1 lob

Saves distribution goalkeepers

85 G. Majoros 0/2 1/1	90 R. Grebenár 0/1 1/1 0/1 1/3 2/2 0/1 1/1	TOTAL 0/3 1/1 1/2 1/3 2/2 0/1 1/2 2/3
------------------------------------	--	--

Shots by position



7m penalties 4/5
Fastbreak 17/19
Breakthrough 2/2
Long dist. 0/0

7m penalties 1/2
Fastbreak 0/1
Breakthrough 1/2
Long dist. 0/0

Shooting statistics

Position	Goals	Sav.	Miss.	Post	Blk.	Total	%
Back (9m)	8	4	0	1	1	14	57
Line (6m)	8	1	0	0	0	9	89
Wing	6	3	0	2	0	11	55
7m penalties	4	0	0	1	0	5	80
Fastbreak	17	0	1	1	0	19	89
Breakthrough	2	0	0	0	0	2	100
Total	45	8	1	5	1	60	75

Jersey number Tot. Total shooting 6m 6m (line) shooting 9m 9m shooting Wng Wing shooting FB Fastbreak sh. 7m 7m penalty sh.
 Brk. Breakthrough sh. LD Long distance sh. As. Assists PC Pass clear chance E7 Earned 7m pen. TF Technical faults St. Steals
 2m 2m punishments C7. Committed 7m E2 Earned 2m pun. YC. Yellow cards R/B Red/Blue cards Blk. Blocks S Starting Line-up

Handball statistics and livescore by Toma-soft ltd (www.toma-soft.hr)

