



10th IHF Women's Youth World Championship 2024



Group G, 2. round

Match Team Statistics
Match No. 29

Switzerland 28 - 19 Egypt
(11 - 7) (17 - 12)

16.8.2024. 12:00
Attendance: 100
Olympic Sports Center

Referees: German Araujo (URU) / Nicolas Perdomo (URU)

Switzerland

#	Surname and name	S	Goals / shots								Attack					Def.			Penalties				TP					
			Tot.	%	9m	6m	Wing	7m	FB	Brk.	LD	As.	PC	E7	E2	TF	St.	C7	Blk	YC	2m	R		B				
1	BILLETER Jael																											7:03
2	HERGER Lisa		2/4	50		0/1				1/1	0/1	1/1		1	2	1		1	1									32:45
5	MANDUCA Giuliana		0/2	0		0/1	0/1																					19:55
7	SIMOVA Lenka		0/1	0		0/1									2				2									7:09
10	OBERHOLZER Joelle	S	0/2	0		0/2									1			1	1					1				29:22
11	OSTERWALDER Noelle	S	6/11	55		2/5				1/2	3/4			2		1		4										43:56
12	OSTERWALDER Zoé																											13:04
13	BAUMANN Era	S	4/6	67			0/1	2/3	2/2							2	2		3			1						51:43
14	BRUNETT Yara-Ladina	S	0/1	0							0/1			1	2	1		2										21:06
16	KURATLI Seraina	S												2				1										37:32
17	HOFSTETTER Cristina		3/5	60		2/3				0/1	1/1				1	1			1									31:33
18	GRÜRING Anouk	S	4/6	67			2/4		2/2																			48:16
19	BITZI Aurora	S	1/2	50	0/1										1				1	2	1							22:33
20	KÄSER Melina																											3:39
38	EMMENEGGER Nora		7/9	78		0/1		4/4	2/2	1/2				3	3			3			1				1			42:09
43	ACKLIN Jessica		1/3	33	1/2						0/1				1		1	1										7:55
	Team / bench																											
	UKUPNO		28/52	54	1/3	4/14	2/6	6/7	8/9	4/10	3/3			9	11	7	4	15	5	5	2	0	2	0	0			

#	Surname and name	Saves / shots								
		Tot.	%	9m	6m	Wing	7m	FB	Brk.	LD
1	BILLETER Jael	4/7	57	3/3		0/1	1/3			
12	OSTERWALDER Zoé	2/9	22	0/1	0/3	2/3	0/1		0/1	
16	KURATLI Seraina	12/21	57	4/6	1/5	1/2	1/1	1/1	4/6	
	TOTAL	18/37	49	7/10	1/8	3/6	2/5	1/1	4/7	0/0

Coach: Jürgen Fleischmann

Number of attacks: 62, Efficiency: 45%, Average Duration: 23.71 seconds

Attack by type of defense

	Shots	9m	6m	Wing	TF	E7	E2
On def. 6-0	9/28	1/2	3/13	2/5	14	7	3
On def. 5-1	2/5	0/1	1/1	0/1	1	0	1
Fastbreak	8/9				0	0	0

Defense by type

	Total	9m	6m	Wing	Stl.	C7	2m
Def. 6-0	15/38	3/16	7/9	2/5	5	5	0
Def. 5-1	1/1	0/0	0/0	1/1	0	0	0
Fastbreak	0/2				0	0	2

Attack with superiority / minority / goalkeeper out

	Attack				Reaction		
	Att.	Eff.	Shots	TF	FB	LD	Tot.
6 on 6 (GK out)	2	50%	1/2	0	0/0	0/0	0/0
6 on 6	52	44%	23/39	13			
6 on 5	8	50%	4/6	2			

Player superiority / GK out counted at the end of attack (in case it changes during attack)

Defense with superiority / minority / goalkeeper out

	Attack				Reaction		
	Att.	Eff.	Shots	TF	FB	LD	Tot.
7 on 6 (GK out)	8	63%	5/6	2	0/0	2/2	2/2
6 on 6 (GK out)	3	0%	0/3	0	1/1	0/0	1/1
6 on 6	46	24%	11/30	16			
5 on 6	3	33%	1/2	1			
6 on 5	3	67%	2/3	0			

Numbers show attacking numbers of opponent. Lower efficiency of opponent means better defense of this team

Jersey number Tot. Total shooting 6m 6m (line) shooting 9m 9m shooting Wng Wing shooting FB Fastbreak sh. 7m 7m penalty sh.
Brk. Breakthrough sh. LD Long distance sh. As. Assists PC Pass clear chance E7 Earned 7m pen. TF Technical faults St. Steals
2m 2m punishments C7. Committed 7m E2 Earned 2m pun. YC. Yellow cards R/B Red/Blue cards Blk. Blocks S Starting Line-up

Handball statistics and livescore by Toma-soft ltd (www.toma-soft.hr)



10th IHF Women's Youth World Championship 2024



Group G, 2. round

Match Team Statistics

Match No. 29

Switzerland 28 - 19 Egypt

(11 - 7) (17 - 12)

16.8.2024. 12:00

Attendance: 100

Olympic Sports Center

Referees: German Araujo (URU) / Nicolas Perdomo (URU)

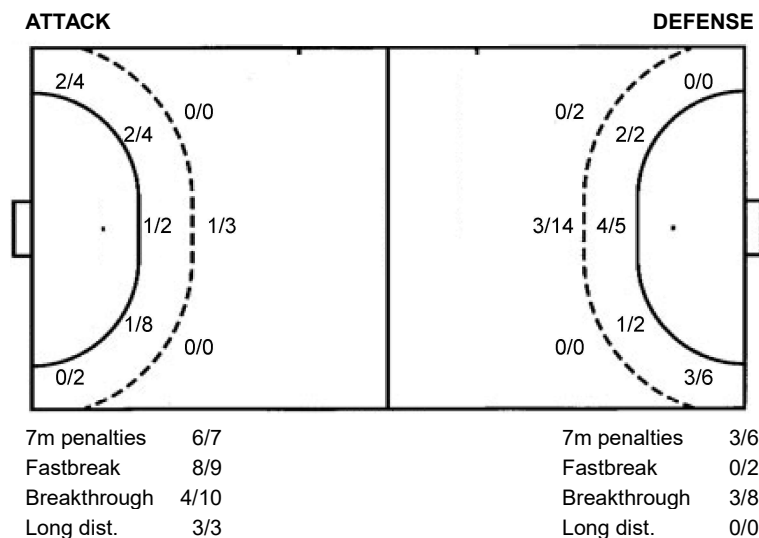
Shot distribution by player

2 L. Herger	5 G. Manduca	7 L. Simova	10 J. Oberholzer	11 N. Osterwalder	13 E. Baumann	14 Y. Brunett
0/1 1/2	0/1	0/1	0/1	1/2 2/3 1/1 1/1	2/2 2/3 0/1	1 post
1 miss.	1 post 2/2 lob	1 block	1 post	1 post 2 miss.	1 block	1 post
17 C. Hofstetter	18 A. Grüning	19 A. Bitzi	20 M. Käser	38 N. Emmenegger	43 J. Acklin	TOTAL
1/1 1/1 0/1 1/1	1/2 1/1	1/1		2/2 1/1 0/1 2/3 2/2	1/1	6/7 2/2 3/7 2/4 0/3 8/12 2/3 3/3
1 miss.	1 post 2/2 lob	1 block			1 block	4 post 3 miss. 2 block 2/2 lob

Saves distribution goalkeepers

1 J. Billeter	12 Z. Osterwalder	16 S. Kuratli	TOTAL
0/1 2/2 0/1 0/1	0/2 1/1 0/3 1/2 0/1	1/2 0/1 4/4 1/1 2/2 3/5 1/6	1/5 0/1 1/1 6/6 2/2 3/3 3/8 1/3 1/8

Shots by position




Shooting statistics

Position	Goals	Sav.	Miss.	Post	Blk.	Total	%
Back (9m)	1	0	0	0	2	3	33
Line (6m)	4	6	2	2	0	14	29
Wing	2	3	0	1	0	6	33
7m penalties	6	1	0	0	0	7	86
Fastbreak	8	1	0	0	0	9	89
Breakthrough	4	4	1	1	0	10	40
Total	25	15	3	4	2	49	51

Jersey number Tot. Total shooting 6m 6m (line) shooting 9m 9m shooting Wng Wing shooting FB Fastbreak sh. 7m 7m penalty sh.
 Brk. Breakthrough sh. LD Long distance sh. As. Assists PC Pass clear chance E7 Earned 7m pen. TF Technical faults St. Steals
 2m 2m punishments C7. Committed 7m E2 Earned 2m pun. YC. Yellow cards R/B Red/Blue cards Blk. Blocks S Starting Line-up



10th IHF Women's Youth World Championship 2024



Group G, 2. round

Match Team Statistics

Switzerland 28 - 19 Egypt

16.8.2024. 12:00

Match No. 29

(11 - 7) (17 - 12)

Attendance: 100

Olympic Sports Center

Referees: German Araujo (URU) / Nicolas Perdomo (URU)

Egypt

#	Surname and name	S	Goals / shots								Attack				Def.			Penalties				TP	
			Tot.	%	9m	6m	Wing	7m	FB	Brk.	LD	As.	PC	E7	E2	TF	St.	C7	Blk	YC	2m		R
9	MAHMOUD ELSHEREF Shrouk		5/10	50	0/3	2/2		1/2	0/1	2/2		3	3			1	1	4					50:02
12	ASHRAF ABDELNASER Merna		0/1	0						0/1					1								7:04
15	EHAB ABOSHWWEKA Noha	S	2/8	25	1/5	0/1				1/2		1	2		4								40:27
17	YASSER HUSSINI Jana	S	0/1	0					0/1								2	1		2			55:23
18	MOSTAFA ABDELWAHAB Noura														2								6:37
19	MOHAMED OREBY Joudy																						5:37
23	MAHMOUD EISA Jana																						
68	TAMER ATAWEYA Nada	S	1/1	100		1/1							1		1		1	1		1			38:20
70	MOHAMED ABDELSALAM Rokaya	S	2/6	33		1/1	1/4	0/1									1						46:57
77	YAMEN MENESY Sama																						
88	MAHMOUD DEABES Sarmada		2/2	100			2/2								1								12:08
89	TAHA ABDELGAWAD Malk		3/3	100		3/3							1	1	1								29:58
90	SAFAYELDEN SAADALLA Shahd	S	2/11	18	2/8	0/1		0/1		0/1		4			2								36:20
92	NOURELDIN ALI Ganna																						0:32
98	WAEEL SAYED Jihad	S																					54:07
99	WAEEL GHONIM Judy	S	2/4	50			2/2		0/2			1	1	1	6	1					1		36:28
	Team / bench																						
	UKUPNO		19/47	40	3/16	7/9	3/6	3/6	0/2	3/8	0/0	7	5	5	2	19	3	7	2	0	4	0	0

#	Surname and name	Saves / shots								
		Tot.	%	9m	6m	Wing	7m	FB	Brk.	LD
92	NOURELDIN ALI Ganna	0/1	0				0/1			
98	WAEEL SAYED Jihad	15/39	38	0/1	6/10	3/5	1/6	1/9	4/8	
	TOTAL	15/40	38	0/1	6/10	3/5	1/7	2/9	4/8	0/0

Coach: Ahmed Mohamed Ghaneim

Number of attacks: 63, Efficiency: 30%, Average Duration: 33.79 seconds

Attack by type of defense

	Shots	9m	6m	Wing	TF	E7	E2
On def. 6-0	15/38	3/16	7/9	2/5	18	5	2
On def. 5-1	1/1	0/0	0/0	1/1	1	0	0
Fastbreak	0/2				0	0	0

Defense by type

	Total	9m	6m	Wing	Stl.	C7	2m
Def. 6-0	9/28	1/2	3/13	2/5	2	7	0
Def. 5-1	2/5	0/1	1/1	0/1	1	0	0
Fastbreak	8/9				0	0	4

Attack with superiority / minority / goalkeeper out

	Attack				Reaction		
	Att.	Eff.	Shots	TF	FB	LD	Tot.
7 on 6 (GK out)	8	63%	5/6	2	0/0	2/2	2/2
6 on 6 (GK out)	3	0%	0/3	0	1/1	0/0	1/1
6 on 6	46	24%	11/30	16			
5 on 6	3	33%	1/2	1			
6 on 5	3	67%	2/3	0			

Player superiority / GK out counted at the end of attack (in case it changes during attack)

Defense with superiority / minority / goalkeeper out

	Attack				Reaction		
	Att.	Eff.	Shots	TF	FB	LD	Tot.
6 on 6 (GK out)	2	50%	1/2	0	0/0	0/0	0/0
6 on 6	52	44%	23/39	13			
6 on 5	8	50%	4/6	2			


Numbers show attacking numbers of opponent. Lower efficiency of opponent means better defense of this team

Jersey number Tot. Total shooting 6m 6m (line) shooting 9m 9m shooting Wng Wing shooting FB Fastbreak sh. 7m 7m penalty sh.
 Brk. Breakthrough sh. LD Long distance sh. As. Assists PC Pass clear chance E7 Earned 7m pen. TF Technical faults St. Steals
 2m 2m punishments C7. Committed 7m E2 Earned 2m pun. YC. Yellow cards R/B Red/Blue cards Blk. Blocks S Starting Line-up

Handball statistics and livescore by Toma-soft ltd (www.toma-soft.hr)



10th IHF Women's Youth World Championship 2024



Group G, 2. round

Match Team Statistics

Match No. 29

Switzerland 28 - 19 Egypt

(11 - 7) (17 - 12)

16.8.2024. 12:00

Attendance: 100

Olympic Sports Center

Referees: German Araujo (URU) / Nicolas Perdomo (URU)

Shot distribution by player

9 S. Mahmoud Elsheref

2/3	1/1	
0/1		0/1
2/2		

1 miss. 1 block

12 M. Ashraf Abdelnaser

0/1		

15 N. Ehab Aboshweka

1/1		
0/2	0/1	0/1
1/1		

1 post 1 miss.

17 J. Yasser Hussien

1 miss.

18 N. Mostafa Abdelwahab

19 J. Mohamed Oreby

23 J. Mahmoud Eisa

68 N. Tamer Ataweya

		1/1

70 R. Mohamed Abdelsalam

		0/1
0/1		
1/1	0/1	1/2

77 S. Yamen Menesy

88 S. Mahmoud Deabes

1/1		
1/1		

89 M. Taha Abdelgawad

	1/1	2/2

90 S. Safeyelden Saadalla

0/2		
0/2		2/2

4 miss. 1 block

99 J. Waled Ghonim

	0/1	0/1
	1/1	1/1

TOTAL

4/5	1/1	0/1
0/6	0/2	0/3
5/8	2/3	7/8

1 post 7 miss. 2 block

Saves distribution goalkeepers

92 G. Nouredin Ali

		0/1

98 G. Wael Sayed

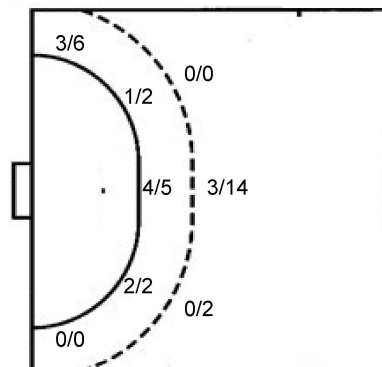
1/7		0/2
4/7	2/3	3/3
4/12	1/1	0/2

TOTAL

1/7		0/2
4/7	2/3	3/3
4/12	1/1	0/3

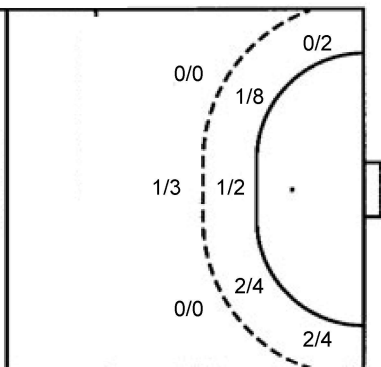
Shots by position

ATTACK



7m penalties 3/6
Fastbreak 0/2
Breakthrough 3/8
Long dist. 0/0

DEFENSE



7m penalties 6/7
Fastbreak 8/9
Breakthrough 4/10
Long dist. 3/3

Shooting statistics

Position	Goals	Sav.	Miss.	Post	Blk.	Total	%
Back (9m)	3	7	4	0	2	16	19
Line (6m)	7	1	1	0	0	9	78
Wing	3	3	0	0	0	6	50
7m penalties	3	2	1	0	0	6	50
Fastbreak	0	1	1	0	0	2	0
Breakthrough	3	4	0	1	0	8	38
Total	19	18	7	1	2	47	40

Jersey number Tot. Total shooting 6m 6m (line) shooting 9m 9m shooting Wng Wing shooting FB Fastbreak sh. 7m 7m penalty sh.
Brk. Breakthrough sh. LD Long distance sh. As. Assists PC Pass clear chance E7 Earned 7m pen. TF Technical faults St. Steals
2m 2m punishments C7. Committed 7m E2 Earned 2m pun. YC. Yellow cards R/B Red/Blue cards Blk. Blocks S Starting Line-up

Handball statistics and livescore by Toma-soft ltd (www.toma-soft.hr)

