10th IHF Women's Youth World Championship 2024

Group H, 2. round

Match Team Statistics
Match No. 26

Iceland 26 - 31 Germany
(15 - 14) (11 - 17)

16.8.2024. 14:00
Attendance: 150
International Handball Hall

Referees: Agustin Conberse (ARG) / Santiago Correa (ARG)

Iceland

Players			Goals / shots									Attack					Def.			Penalties				TP
#	Surname and name	S	Tot.	%	9m	6m	Wing	7m	FB	Brk.	LD	As.	PC	E7	E2	TF	St.	C7	Blk	YC	2m	R	B	
1	BRYNJARSDÓTTIR Ingunn María	S											2								1			44:06
2	ÁSGEIRSDÓTTIR Gyda Kristín																							5:27
4	THÓRHALLSDÓTTIR Ásthildur Jóna	S	4/5	80			2/2		2/3					1		1	1							59:25
6	PÁLSDÓTTIR Dagmar Gudrun	S	2/4	50	1/3					1/1		2		1	2	3					1			50:18
8	ERLINGSDÓTTIR Kristbjörg																							2:26
11	TRAUSTADÓTTIR Gudrún Hekla	S	2/5	40	1/3					1/2		5				3	2				1			51:00
12	HAUKSDÓTTIR Ingibjörg Lovísa																							3:11
13	GUDJÓNSDÓTTIR Gudmunda Audur		3/4	75		3/3				0/1								1						34:04
15	VIKTORSDÓTTIR Alexandra Osk		3/7	43			3/6		0/1															39:33
16	ELÍASARDÓTTIR Elísabet Millý																							10:11
17	GUNNTHÓRSDÓTTIR Lydía		1/1	100				1/1																0:20
18	HRAFNKELSDÓTTIR Thóra	S	1/2	50		1/2												1						16:58
19	JÓNASDÓTTIR Ágústa Rún		1/1	100		1/1																		22:32
20	GUDMUNDSDÓTTIR Bergrós Ásta		2/2	100						2/2				1		5								22:48
21	ARNARSDÓTTIR Ásrún Inga	S										1						1	1	1	1			28:49
22	EIRÍKSDÓTTIR Arna Karítas	S	7/8	88	1/2			4/4		2/2		1	1	1	2	2								28:52
	Team / bench															4				1				
	UKUPNO		26/39	67	3/8	5/6	5/8	5/5	2/4	6/8	0/0	9	3	4	4	18	3	3	1	2	4	0	0	

Goalkeepers		Saves / shots								
#.	Surname and name	Tot.	%	9m	6m	Wing	7m	FB	Brk.	LD
1	BRYNJARSDÓTTIR Ingunn María	7/27	26	6/9	0/5	0/2	0/1	0/3	1/7	
12	HAUKSDÓTTIR Ingibjörg Lovísa	0/1	0	0/1						
16	ELÍASARDÓTTIR Elísabet Millý	0/9	0	0/1	0/2	0/4	0/1		0/1	
	TOTAL	7/37	19	6/11	0/7	0/6	0/2	0/3	1/8	0/0

Coach: **Rakel Dögg Bragadottir**

Number of attacks: 54, Efficiency: 48%, Average Duration: 38.39 seconds

Attack by type of defense

	Shots	9m	6m	Wing	TF	E7	E2
On def. 6-0	11/14	1/2	3/4	4/5	8	4	2
On def. 4-2	8/16	2/6	2/2	1/3	10	0	2
Fastbreak	2/4				0	0	0

Defense by type

	Total	9m	6m	Wing	Stl.	C7	2m
Def. 6-0	22/34	4/14	6/7	6/6	3	2	0
Def. 5-1	3/4	1/1	1/1	0/1	0	1	0
Fastbreak	3/3				0	0	4

Attack with superiority / minority / goalkeeper out

	Attack				Reaction		
	Att.	Eff.	Shots	TF	FB	LD	Tot.
7 on 6 (GK out)	2	100%	2/2	0	0/0	0/0	0/0
6 on 6 (GK out)	2	50%	1/1	1	0/0	1/1	1/1
6 on 6	40	45%	18/27	13			
6 on 5	7	57%	4/4	3			
5 on 6	2	50%	1/1	1			
4 on 6	1	0%	0/1	0			

Player superiority / GK out counted at the end of attack (in case it changes during attack)

Defense with superiority / minority / goalkeeper out

	Attack				Reaction		
	Att.	Eff.	Shots	TF	FB	LD	Tot.
7 on 6 (GK out)	3	33%	1/2	1	0/0	0/0	0/0
6 on 6 (GK out)	3	100%	3/3	0	0/0	0/0	0/0
6 on 6	39	51%	20/30	9			
5 on 6	3	33%	1/1	2			
7 on 5 (GK out)	1	100%	1/1	0	0/0	0/0	0/0
6 on 5	7	71%	5/5	2			

Numbers show attacking numbers of oponnent. Lower efficiency of oponnent means better defense of this team

#	Jersey number	**Tot.**	Total shooting	**6m**	6m (line) shooting	**9m**	9m shooting	**Wng**	Wing shooting	**FB**	Fastbreak sh.	**7m**	7m penalty sh.
Brk.	Breakthrough sh.	**LD**	Long distance sh.	**As.**	Assists	**PC**	Pass clear chance	**E7**	Eearned 7m pen.	**TF**	Technical faults	**St.**	Steals
2m	2m punishments	**C7.**	Commited 7m	**E2**	Eearned 2m pun.	**YC.**	Yellow cards	**R/B**	Red/Blue cards	**Blk.**	Blocks	**S**	Starting Line-up

10th IHF Women's Youth World Championship 2024

Group H, 2. round

Match Team Statistics
Match No. 26

Iceland 26 - 31 Germany
(15 - 14) (11 - 17)

16.8.2024. 14:00
Attendance: 150
International Handball Hall

Referees: Agustin Conberse (ARG) / Santiago Correa (ARG)

Shot distribution by player

2 G. Ásgeirsdóttir

4 Á. Thórhallsdóttir

		1/1
2/3		1/1

6 D. Pálsdóttir

1/1	0/1	0/1
1/1		

8 K. Erlingsdóttir

11 G. Traustadóttir

	0/1	
1/1		1/2

1 post

13 G. Gudjónsdóttir

		1/1
1/1		1/2

15 A. Viktorsdóttir

0/1		
	0/1	0/1
2/2		1/1

1 miss.

17 L. Gunnthórsdóttir

1/1		

18 T. Hrafnkelsdóttir

1/1		

1 post

19 Á. Jónasdóttir

1/1		

20 B. Gudmundsdóttir

		2/2

21 Á. Arnarsdóttir

22 A. Eiríksdóttir

		0/1
4/4		3/3

TOTAL

1/2	0/1	1/2
	0/2	1/3
14/15		9/11

2 post 1 miss.

Saves distribution goalkeepers

1 I. Brynjarsdóttir

0/5		2/5
0/2	2/3	1/3
1/4		1/5

12 I. Hauksdóttir

0/1		

16 E. Elíasardóttir

0/1		
0/1		0/3
0/3		0/1

TOTAL

0/6		2/5
0/3	2/3	1/6
1/8		1/6

Shots by position

ATTACK **DEFENSE**

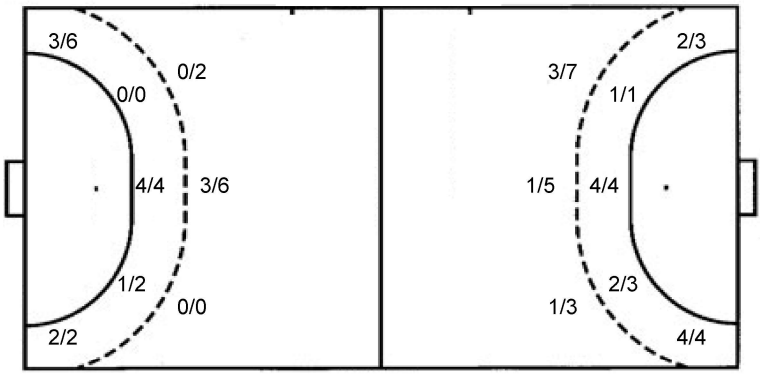

7m penalties	5/5	7m penalties	2/2
Fastbreak	2/4	Fastbreak	3/3
Breakthrough	6/8	Breakthrough	7/8
Long dist.	0/0	Long dist.	1/3

Shooting statistics

Position	Goals	Sav.	Miss.	Post	Blk.	Total	%
Back (9m)	3	5	0	0	0	8	38
Line (6m)	5	0	0	1	0	6	83
Wing	5	3	0	0	0	8	63
7m penalties	5	0	0	0	0	5	100
Fastbreak	2	1	1	0	0	4	50
Breakthrough	6	1	0	1	0	8	75
Total	**26**	**10**	**1**	**2**	**0**	**39**	**67**

#	Jersey number	**Tot.**	Total shooting	**6m**	6m (line) shooting	**9m**	9m shooting	**Wng**	Wing shooting	**FB**	Fastbreak sh.	**7m**	7m penalty sh.
Brk.	Breakthrough sh.	**LD**	Long distance sh.	**As.**	Assists	**PC**	Pass clear chance	**E7**	Earned 7m pen.	**TF**	Technical faults	**St.**	Steals
2m	2m punishments	**C7.**	Commited 7m	**E2**	Earned 2m pun.	**YC.**	Yellow cards	**R/B**	Red/Blue cards	**Blk.**	Blocks	**S**	Starting Line-up

10th IHF Women's Youth World Championship 2024

Group H, 2. round

Match Team Statistics
Match No. 26

Iceland 26 - 31 Germany
(15 - 14) (11 - 17)

16.8.2024. 14:00
Attendance: 150
International Handball Hall

Referees: Agustin Conberse (ARG) / Santiago Correa (ARG)

Germany

Players			Goals / shots									Attack					Def.			Penalties				TP
#	Surname and name	S	Tot.	%	9m	6m	Wing	7m	FB	Brk.	LD	As.	PC	E7	E2	TF	St.	C7	Blk	YC	2m	R	B	
1	STEINECKE Lina	S																						16:26
3	WALTHER Jana		6/6	100		1/1	4/4		1/1								3							37:59
4	OTT Leila	S	1/1	100					1/1								1	1						21:48
6	WERLE Alissa	S	2/3	67			2/2			0/1							2							58:16
7	ROHR Chiara																							
9	CHRISTIANSEN Lotta		0/1	0		0/1						5			1	1								34:33
10	HEIMANN Frida		2/2	100		2/2								1		1					1			23:39
11	SCHNABEL Dajana																							0:55
13	BORNHARDT Aylin	S	4/4	100		2/2			1/1		1/1						1				2			27:12
14	KERN Marleen	S	5/8	63	1/4					4/4		5			1	3	1	1	1					59:26
15	BERENS Lena	S	0/1	0	0/1											3								26:04
16	LINDEMANN Lena Marie																							40:52
18	KLOCKE Laura Sophie		2/2	100		2/2											1							11:17
19	LÜCK Lin Elisabeth																							
20	TUCHOLKE Marlene		6/12	50	2/5		0/1	1/1		3/3	0/2	3	1	2	1	4	1	1			1			35:04
21	OTT Kim	S	3/6	50	2/5			1/1								2		1						26:29
	Team / bench																			1				
	UKUPNO		31/46	67	5/15	7/8	6/7	2/2	3/3	7/8	1/3	13	1	3	3	14	10	4	1	1	4	0	0	

Goalkeepers		Saves / shots								
#.	Surname and name	Tot.	%	9m	6m	Wing	7m	FB	Brk.	LD
1	STEINECKE Lina	1/10	10	1/2	0/1	0/1	0/3	0/1	0/2	
16	LINDEMANN Lena Marie	9/26	35	4/6	0/4	3/7	0/2	1/2	1/5	
	TOTAL	10/36	28	5/8	0/5	3/8	0/5	1/3	1/7	0/0

Coach: **Eugenius Smits**

Number of attacks: 56, Efficiency: 55%, Average Duration: 27.53 seconds

Attack by type of defense

	Shots	9m	6m	Wing	TF	E7	E2
On def. 6-0	22/34	4/14	6/7	6/6	14	2	3
On def. 5-1	3/4	1/1	1/1	0/1	0	1	0
Fastbreak	3/3				0	0	0

Defense by type

	Total	9m	6m	Wing	Stl.	C7	2m
Def. 6-0	11/14	1/2	3/4	4/5	4	4	0
Def. 4-2	8/16	2/6	2/2	1/3	6	0	0
Fastbreak	2/4				0	0	4

Attack with superiority / minority / goalkeeper out

	Attack				Reaction		
	Att.	Eff.	Shots	TF	FB	LD	Tot.
7 on 6 (GK out)	3	33%	1/2	1	0/0	0/0	0/0
6 on 6 (GK out)	3	100%	3/3	0	0/0	0/0	0/0
6 on 6	39	51%	20/30	9			
5 on 6	3	33%	1/1	2			
7 on 5 (GK out)	1	100%	1/1	0	0/0	0/0	0/0
6 on 5	7	71%	5/5	2			

Player superiority / GK out counted at the end of attack (in case it changes during attack)

Defense with superiority / minority / goalkeeper out

	Attack				Reaction		
	Att.	Eff.	Shots	TF	FB	LD	Tot.
7 on 6 (GK out)	2	100%	2/2	0	0/0	0/0	0/0
6 on 6 (GK out)	2	50%	1/1	1	0/0	1/1	1/1
6 on 6	40	45%	18/27	13			
6 on 5	7	57%	4/4	3			
5 on 6	2	50%	1/1	1			
4 on 6	1	0%	0/1	0			

Numbers show attacking numbers of oponnent. Lower efficiency of oponnent means better defense of this team

#	Jersey number	**Tot.**	Total shooting	**6m**	6m (line) shooting	**9m**	9m shooting	**Wng**	Wing shooting	**FB**	Fastbreak sh.	**7m**	7m penalty sh.
Brk.	Breakthrough sh.	**LD**	Long distance sh.	**As.**	Assists	**PC**	Pass clear chance	**E7**	Eearned 7m pen.	**TF**	Technical faults	**St.**	Steals
2m	2m punishments	**C7.**	Commited 7m	**E2**	Eearned 2m pun.	**YC.**	Yellow cards	**R/B**	Red/Blue cards	**Blk.**	Blocks	**S**	Starting Line-up

10th IHF Women's Youth World Championship 2024

Group H, 2. round

Match Team Statistics
Match No. 26

Iceland 26 - 31 Germany
(15 - 14) (11 - 17)

16.8.2024. 14:00
Attendance: 150
International Handball Hall

Referees: Agustin Conberse (ARG) / Santiago Correa (ARG)

Shot distribution by player

3 J. Walther

3/3		1/1
		1/1
		1/1

4 L. Ott

		1/1

6 A. Werle

1/1	0/1	
		1/1

7 C. Rohr

9 L. Christiansen

1 post

10 F. Heimann

1/1		
1/1		

11 D. Schnabel

13 A. Bornhardt

2/2		1/1
1/1		

14 M. Kern

		1/1
	1/2	1/1
1/1		1/1

1 post 1 miss.

15 L. Berens

		0/1

18 L. Klocke

		1/1
1/1		

19 L. Lück

20 M. Tucholke

1/1		
1/1		
3/4		1/2

1 post 2 miss. 1 block

21 K. Ott

		0/1
		2/3
1/1		

1 block

TOTAL

6/6		3/5
3/3	1/3	5/6
8/9		5/6

3 post 3 miss. 2 block

Saves distribution goalkeepers

1 L. Steinecke

	1/1	0/1
0/3		0/5

16 L. Lindemann

1/2		1/1
	2/2	2/3
1/12		2/6

TOTAL

1/2	1/1	1/2
	2/2	2/3
1/15		2/11

Shots by position

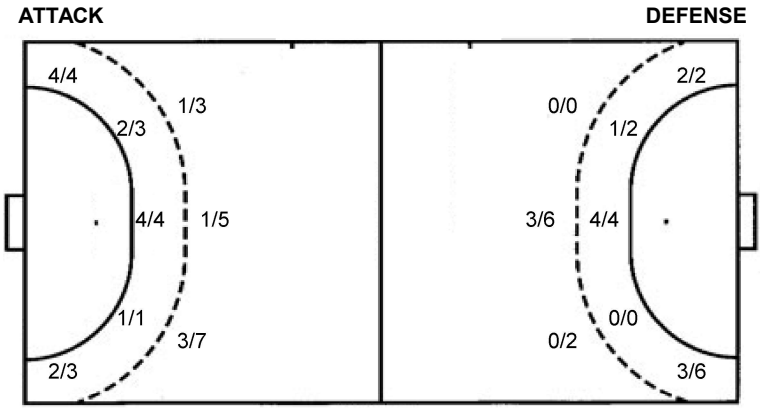

7m penalties	2/2	7m penalties	5/5
Fastbreak	3/3	Fastbreak	2/4
Breakthrough	7/8	Breakthrough	6/8
Long dist.	1/3	Long dist.	0/0

Shooting statistics

Position	Goals	Sav.	Miss.	Post	Blk.	Total	%
Back (9m)	5	6	1	1	2	15	33
Line (6m)	7	0	0	1	0	8	88
Wing	6	0	0	1	0	7	86
7m penalties	2	0	0	0	0	2	100
Fastbreak	3	0	0	0	0	3	100
Breakthrough	7	1	0	0	0	8	88
Total	**30**	**7**	**1**	**3**	**2**	**43**	**70**

#	Jersey number	**Tot.**	Total shooting	**6m**	6m (line) shooting	**9m**	9m shooting	**Wng**	Wing shooting	**FB**	Fastbreak sh.	**7m**	7m penalty sh.
Brk.	Breakthrough sh.	**LD**	Long distance sh.	**As.**	Assists	**PC**	Pass clear chance	**E7**	Eearned 7m pen.	**TF**	Technical faults	**St.**	Steals
2m	2m punishments	**C7.**	Commited 7m	**E2**	Eearned 2m pun.	**YC.**	Yellow cards	**R/B**	Red/Blue cards	**Blk.**	Blocks	**S**	Starting Line-up

10th IHF Women's Youth World Championship 2024

Group H, 2. round

Match Team Statistics

Match No. 26

Iceland 26 - 31 Germany

(15 - 14) (11 - 17)

16.8.2024. 14:00
Attendance: 150
International Handball Hall

Referees: Agustin Conberse (ARG) / Santiago Correa (ARG)

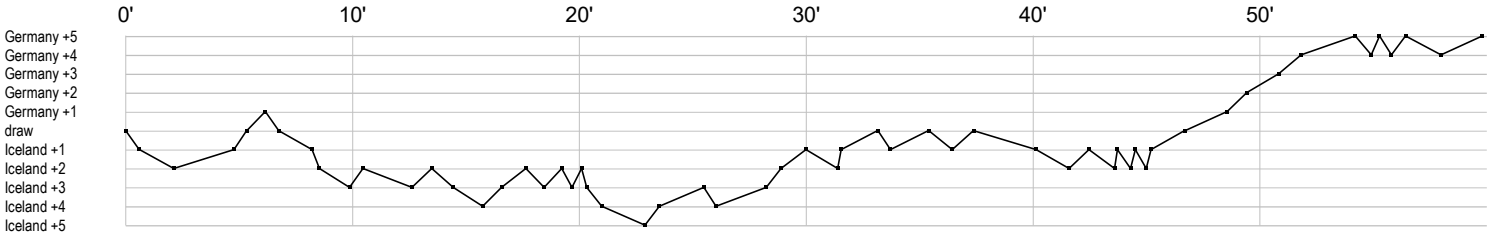

Iceland



Germany



	In game	**g**	Goal scored	**f**	Missed shot	**a**	Assist	**t**	Technical faults	**b**	Steal
2	2min suspension	**e**	Eearned 7m	**c**	Commited 7m	**y**	Yellow card	**r**	Red Card	**k**	Blue card
i	Eearned 2min.	**x**	Block	**4**	4min suspension	**p**	Pass for clear chance	**s**	Saved shot	**r**	Received goal