



10th IHF Women's Youth World Championship 2024



Group C, 2. round

Match Team Statistics

Canada 10 - 51 Japan

15.8.2024. 18:00

Match No. 24

(3 - 21) (7 - 30)

Attendance: 500

Olympic Sports Center

Referees: Maryna Duplii (UKR) / Olena Pobedrina (UKR)

Canada

#	Surname and name	S	Goals / shots								Attack				Def.			Penalties				TP				
			Tot.	%	9m	6m	Wing	7m	FB	Brk.	LD	As.	PC	E7	E2	TF	St.	C7	Blk	YC	2m		R	B		
4	REID Maxim	S	1/2	50			0/1																		45:18	
5	CHAGNON Ophély	S	2/5	40	1/3	1/2									1										30:18	
6	RENY Annabelle	S	0/3	0		0/1	0/2								1										34:20	
7	LECLAIR Amélie		1/3	33	0/1	0/1		1/1							2										36:40	
8	BLAIS Doriane		1/4	25			1/3		0/1								4	1					1		28:03	
9	LANDRY Gabrielle	S																1	1				2		26:54	
11	ROZON Emma																							1		15:20
13	BOULY Aurélie																									27:46
14	BOISCLAIR Florence	S	3/5	60	2/4	1/1																		7	1	34:24
15	RIOUX Sofia		0/1	0			0/1										1									11:25
16	FLORESCU Alice	S																								29:08
19	HALUS-UDREA Clara Maria		1/1	100		1/1									1									5		21:55
20	VON KUSTER Brynn		0/1	0		0/1									1											12:48
22	LEMAIRE Mahély	S	1/6	17	1/5	0/1									1									9		24:11
26	FOURNIER Chloé																							2		27:35
37	VRDOLJAK Katarina		0/1	0																				0/1		13:22
Team / bench																										
UKUPNO			10/32	31	4/13	3/8	1/7	1/1	0/1	1/1	0/1	3	3	1	1	53	2	2	0	0	3	0	0			

#	Surname and name	Saves / shots								
		Tot.	%	9m	6m	Wing	7m	FB	Brk.	LD
13	BOULY Aurélie	7/34	21	1/3	0/3	4/7	0/2	1/14	1/5	
16	FLORESCU Alice	9/30	30	1/5	3/6	1/3		2/9	2/7	
TOTAL		16/64	25	2/8	3/9	5/10	0/2	3/23	3/12	0/0

Coach: Eric Choquette

Number of attacks: 84, Efficiency: 12%, Average Duration: 25.75 seconds

Attack by type of defense

	Shots	9m	6m	Wing	TF	E7	E2
On def. 6-0	0/3	0/2	0/1	0/0	8	0	0
On def. 3-3	0/3	0/2	0/0	0/1	6	0	0
On def. press.	9/23	4/9	3/7	1/6	39	1	1
Fastbreak	0/1				0	0	0

Defense by type

	Total	9m	6m	Wing	Stl.	C7	2m
Def. 6-0	20/33	5/7	4/7	4/9	2	2	0
Def. 3-2-1	6/9	1/1	2/3	1/3	0	0	0
Fastbreak	22/26				0	0	3

Attack with superiority / minority / goalkeeper out

	Attack				Reaction		
	Att.	Eff.	Shots	TF	FB	LD	Tot.
7 on 6 (GK out)	4	0%	0/1	3	1/1	0/0	1/1
6 on 6 (GK out)	6	17%	1/2	4	2/2	1/2	3/4
6 on 6	70	10%	7/24	46			
6 on 5	4	50%	2/4	0			

Player superiority / GK out counted at the end of attack (in case it changes during attack)

Defense with superiority / minority / goalkeeper out


	Attack				Reaction		
	Att.	Eff.	Shots	TF	FB	LD	Tot.
7 on 6 (GK out)	2	0%	0/1	1	0/0	0/0	0/0
6 on 6 (GK out)	3	67%	2/2	1	0/0	0/1	0/1
6 on 6	68	63%	43/56	12			
5 on 6	2	0%	0/1	1			
6 on 5	9	67%	6/8	1			

Numbers show attacking numbers of opponent. Lower efficiency of opponent means better defense of this team

Jersey number Tot. Total shooting 6m 6m (line) shooting 9m 9m shooting Wng Wing shooting FB Fastbreak sh. 7m 7m penalty sh.
 Brk. Breakthrough sh. LD Long distance sh. As. Assists PC Pass clear chance E7 Earned 7m pen. TF Technical faults St. Steals
 2m 2m punishments C7. Committed 7m E2 Earned 2m pun. YC. Yellow cards R/B Red/Blue cards Blk. Blocks S Starting Line-up



10th IHF Women's Youth World Championship 2024



Group C, 2. round

Match Team Statistics

Match No. 24

Canada 10 - 51 Japan

(3 - 21) (7 - 30)

15.8.2024. 18:00

Attendance: 500

Olympic Sports Center

Referees: Maryna Duplii (UKR) / Olena Pobedrina (UKR)

Shot distribution by player

4 M. Reid 0/1 1/1	5 O. Chagnon 0/1 1/1 1/1 0/1 1 block	6 A. Reny 0/1 0/1	7 A. Leclair 1/1 0/1 1 miss.	8 D. Blais 0/1 0/1 1/2	9 G. Landry	11 E. Rozon
14 F. Boisclair 1/1 0/1 1/2 1/1	15 S. Rioux 0/1	19 C. Halus-Udrea 1/1	20 B. Von Kuster 0/1	22 M. Lemaire 1/1 0/1 0/1 0/1 0/1 1 miss.	26 C. Fournier	37 K. Vrdoljak 1 miss.

TOTAL

2/2	0/1	
0/3	0/4	2/3
2/6	2/4	2/5

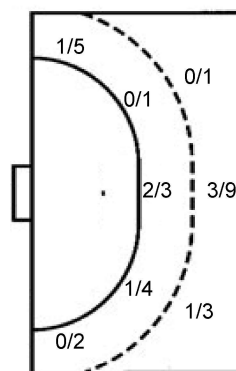
3 miss. 1 block

Saves distribution goalkeepers

13 A. Bouly 1/4 1/1 1/1 0/2 1/9 1/2 2/13	16 A. Florescu 1/4 1/3 2/2 1/3 2/8 0/3 1/5	TOTAL 2/8 2/4 3/3 1/5 3/17 1/5 3/18
--	--	---

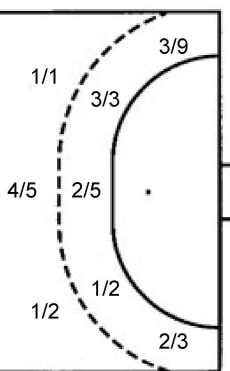
Shots by position

ATTACK



7m penalties	1/1
Fastbreak	0/1
Breakthrough	1/1
Long dist.	0/1

DEFENSE



7m penalties	2/2
Fastbreak	22/26
Breakthrough	9/12
Long dist.	1/2

Shooting statistics


Position	Goals	Sav.	Miss.	Post	Blk.	Total	%
Back (9m)	4	7	1	0	1	13	31
Line (6m)	3	4	1	0	0	8	38
Wing	1	6	0	0	0	7	14
7m penalties	1	0	0	0	0	1	100
Fastbreak	0	1	0	0	0	1	0
Breakthrough	1	0	0	0	0	1	100
Total	10	18	2	0	1	31	32

Jersey number Tot. Total shooting 6m 6m (line) shooting 9m 9m shooting Wng Wing shooting FB Fastbreak sh. 7m 7m penalty sh.
 Brk. Breakthrough sh. LD Long distance sh. As. Assists PC Pass clear chance E7 Earned 7m pen. TF Technical faults St. Steals
 2m 2m punishments C7. Committed 7m E2 Earned 2m pun. YC. Yellow cards R/B Red/Blue cards Blk. Blocks S Starting Line-up

Handball statistics and livescore by Toma-soft ltd (www.toma-soft.hr)



10th IHF Women's Youth World Championship 2024



Group C, 2. round

Match Team Statistics

Canada 10 - 51 Japan

15.8.2024. 18:00

Match No. 24

(3 - 21) (7 - 30)

Attendance: 500

Olympic Sports Center

Referees: Maryna Duplii (UKR) / Olena Pobedrina (UKR)

Japan

Players		Goals / shots										Attack				Def.			Penalties				TP		
#	Surname and name	S	Tot.	%	9m	6m	Wing	7m	FB	Brk.	LD	As.	PC	E7	E2	TF	St.	C7	Blk	YC	2m	R		B	
1	FUJIWARA Hirari											1													17:09
2	YASUGAHIRA Yui		9/10	90	3/4	1/1			2/2	2/2	1/1	6				1	2								34:39
4	HIKIDA Ayaka		4/6	67			1/3		2/2	1/1						1	1								20:16
5	OYAMA Sarina		3/5	60			1/2		2/3							1	1								17:01
6	SAMO Haruhi		2/2	100		1/1			1/1							3									9:41
8	KURAMOCHI Ami																								2:40
10	MATSUMOTO Yume	S	7/10	70	1/1		0/1		5/6	1/2		7	1				3								51:27
11	KAWAKAMI Arisa	S	1/3	33		0/1	1/1		0/1			1				2	2								33:17
12	OSAKI Hana																								8:11
14	NAKAMURA Mami	S	5/9	56	1/2	0/2	1/1			3/4			2			3		1			1				33:35
16	SEKIGUCHI Karen	S														1									33:26
17	ABE Kaede	S	5/7	71		1/2			4/5			2		1	2	1	5			1					39:49
18	KIO Jurina	S	7/12	58		1/1	1/4		5/5	0/1	0/1	1				1	3								42:54
19	MURAMATSU Miku		4/4	100				2/2		2/2		1									1				14:34
23	NAKAO Ai	S	4/4	100	1/1	2/2			1/1			1	1	1	1	1	1								54:29
25	KATO Mao																1								5:25
	Team / bench															1									
	UKUPNO		51/72	71	6/8	6/10	5/12	2/2	22/26	9/12	1/2	20	4	2	3	16	19	1	1	0	2	0	0		

Goalkeepers		Saves / shots									
#	Surname and name	Tot.	%	9m	6m	Wing	7m	FB	Brk.	LD	
1	FUJIWARA Hirari	4/8	50	2/3	1/3	1/2					
12	OSAKI Hana	3/4	75	0/1	1/1	2/2					
16	SEKIGUCHI Karen	11/16	69	5/7	2/3	3/3	0/1	1/1	0/1		
	TOTAL	18/28	64	7/11	4/7	6/7	0/1	4/1	0/1	0/0	

Coach:

Number of attacks: 84, Efficiency: 61%, Average Duration: 17.11 seconds

Attack by type of defense

	Shots	9m	6m	Wing	TF	E7	E2
On def. 6-0	20/33	5/7	4/7	4/9	11	2	3
On def. 3-2-1	6/9	1/1	2/3	1/3	5	0	0
Fastbreak	22/26				0	0	0

Defense by type

	Total	9m	6m	Wing	Stl.	C7	2m
Def. 6-0	0/3	0/2	0/1	0/0	3	0	0
Def. 3-3	0/3	0/2	0/0	0/1	3	0	0
Def. press.	9/23	4/9	3/7	1/6	13	1	0
Fastbreak	0/1				0	0	2

Attack with superiority / minority / goalkeeper out

	Attack				Reaction		
	Att.	Eff.	Shots	TF	FB	LD	Tot.
7 on 6 (GK out)	2	0%	0/1	1	0/0	0/0	0/0
6 on 6 (GK out)	3	67%	2/2	1	0/0	0/1	0/1
6 on 6	68	63%	43/56	12			
5 on 6	2	0%	0/1	1			
6 on 5	9	67%	6/8	1			

Player superiority / GK out counted at the end of attack (in case it changes during attack)

Defense with superiority / minority / goalkeeper out


	Attack				Reaction		
	Att.	Eff.	Shots	TF	FB	LD	Tot.
7 on 6 (GK out)	4	0%	0/1	3	1/1	0/0	1/1
6 on 6 (GK out)	6	17%	1/2	4	2/2	1/2	3/4
6 on 6	70	10%	7/24	46			
6 on 5	4	50%	2/4	0			

Numbers show attacking numbers of opponent. Lower efficiency of opponent means better defense of this team

Jersey number Tot. Total shooting 6m 6m (line) shooting 9m 9m shooting Wng Wing shooting FB Fastbreak sh. 7m 7m penalty sh.
 Brk. Breakthrough sh. LD Long distance sh. As. Assists PC Pass clear chance E7 Earned 7m pen. TF Technical faults St. Steals
 2m 2m punishments C7. Committed 7m E2 Earned 2m pun. YC. Yellow cards R/B Red/Blue cards Blk. Blocks S Starting Line-up



10th IHF Women's Youth World Championship 2024



Group C, 2. round

Match Team Statistics

Match No. 24

Canada 10 - 51 Japan

(3 - 21) (7 - 30)

15.8.2024. 18:00

Attendance: 500

Olympic Sports Center

Referees: Maryna Duplii (UKR) / Olena Pobedrina (UKR)

Shot distribution by player

2 Y. Yasugahira

0/1	1/1	
5/5	1/1	2/2

4 A. Hikida

0/1		
2/3	2/2	

5 S. Oyama

	0/2	
	1/1	2/2

6 H. Samo

		2/2

8 A. Kuramochi

10 Y. Matsumoto

2/3		
1/1		
1/1	1/1	2/2

2 miss.

11 A. Kawakami

		0/1
0/1		
1/1		

14 M. Nakamura

2/2		
		2/3
		1/3

1 miss.

17 K. Abe

	0/1	1/1
2/2	1/1	1/2

18 J. Kio

1/1		
		1/1
2/4	0/1	3/3

1 post 1 miss.

19 M. Muramatsu

		1/1
1/1		2/2

23 A. Nakao

1/1		1/1
1/1		

1/1 lob

25 M. Kato

TOTAL

6/8		2/3
2/4	1/4	4/5
14/17	6/7	15/18

1 post 4 miss. 1/1 lob

Saves distribution goalkeepers

1 H. Fujiwara

0/1		
	1/1	0/1
1/2	1/2	1/1

12 H. Osaki

		1/1
	1/2	1/1

16 K. Sekiguchi

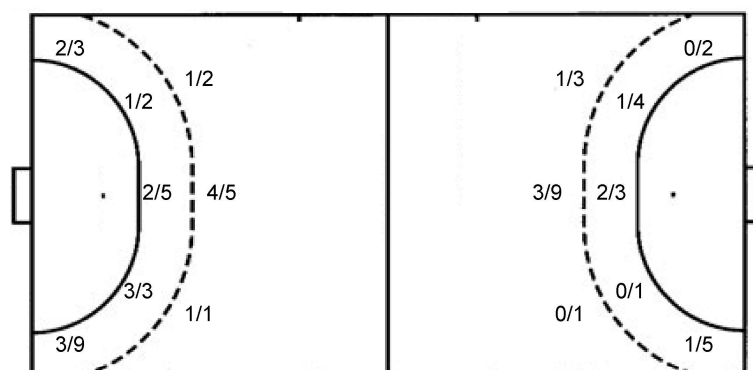
0/1	1/1	
3/3	3/3	0/1
3/4		1/3

TOTAL

0/2	1/1	
3/3	4/4	1/3
4/6	2/4	3/5

Shots by position

ATTACK



7m penalties 2/2
Fastbreak 22/26
Breakthrough 9/12
Long dist. 1/2

DEFENSE

7m penalties 1/1
Fastbreak 0/1
Breakthrough 1/1
Long dist. 0/1

Shooting statistics

Position	Goals	Sav.	Miss.	Post	Blk.	Total	%
Back (9m)	6	2	0	0	0	8	75
Line (6m)	6	3	1	0	0	10	60
Wing	5	5	1	1	0	12	42
7m penalties	2	0	0	0	0	2	100
Fastbreak	22	3	1	0	0	26	85
Breakthrough	9	3	0	0	0	12	75
Total	50	16	3	1	0	70	71

Jersey number Tot. Total shooting 6m 6m (line) shooting 9m 9m shooting Wng Wing shooting FB Fastbreak sh. 7m 7m penalty sh.
Brk. Breakthrough sh. LD Long distance sh. As. Assists PC Pass clear chance E7 Earned 7m pen. TF Technical faults St. Steals
2m 2m punishments C7. Committed 7m E2 Earned 2m pun. YC. Yellow cards R/B Red/Blue cards Blk. Blocks S Starting Line-up

Handball statistics and livescore by Toma-soft ltd (www.toma-soft.hr)



10th IHF Women's Youth World Championship 2024



Group C, 2. round

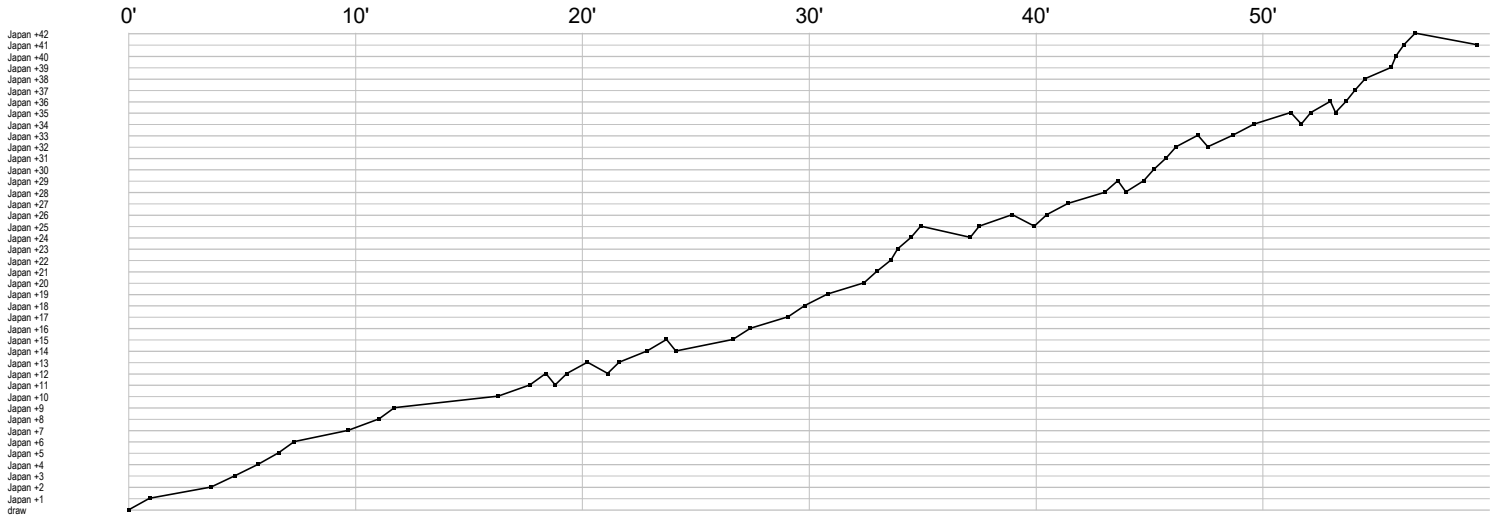
Match Team Statistics
Match No. 24

Canada 10 - 51 Japan

(3 - 21) (7 - 30)

15.8.2024. 18:00
Attendance: 500
Olympic Sports Center

Referees: Maryna Duplii (UKR) / Olena Pobedrina (UKR)



Canada

4 Reid M			f			t			t		g t
5 Chagnon O	f t	t t		p	t t g	f t	t t t t t t		t g t	f t t	
6 Reny A				f	f						a f
7 Leclair A		t	g	t	tt	f a	t a t				f
8 Blais D		t				g f	2c				ftt f
9 Landry G	2								2c		b
11 Rozon E				t							
13 Bouly A						sr s r r r r r	s r sr	r r s r	s r r r r r	r r r r r r r r r r	s
14 Boisclair F	t f b			g		t t		t	t t	g	f t g
15 Rioux S			f					i			
16 Florescu A	r	sr sr	r r r s r	r r s	ss s	s r	r r r	r r r sr	r r r r r		
19 Halus-Udrea	t t		t t e						g t		
20 Von Kuster B					p			f			
22 Lemaire M	t	f t	tt t f	p t f t	t		t	g f f			
26 Fournier C				t			t				
37 Vrdoljak K					f						

Japan

1 Fujiwara H				a	r s r	s s s r	r						
2 Yasugahira Y		a	a	g g	g	g t	g a f a	g	g b g b a	a			
4 Hikida A								g f f	g	g g b	t		
5 Oyama S		b g	t f							g g f			
6 Samo H				t					g		g t t		
8 Kuramochi A													
10 Matsumoto Y	g g	bf a	f	g	ab	f g	g g b a		p	g	a a aa		
11 Kawakami A		bf a	f t	gt	b								
12 Osaki H				r	s s s								
14 Nakamura M	g t	g g	f f	c	t f 2	p		g t f	g	p			
16 Sekiguchi K		s t	s s s	r s r						s r r	s s s s r		
17 Abe K	bi x	b t	g		f		a	gg	f	ei b	ba	g	bg
18 Kio J	f f			bg	bg	bg f	g f	g	g	a	t f	g	
19 Muramatsu M								2	g	g	a g	g	
23 Nakao A		b g g	p				g	t		a g	ei		
25 Kato M													b

In game	g Goal scored	f Missed shot	a Assist	t Technical faults	b Steal
2 2min suspension	e Eearned 7m	c Committed 7m	y Yellow card	r Red Card	k Blue card
i Eearned 2min.	x Block	4 4min suspension	p Pass for clear chance	s Saved shot	r Received goal