



10th IHF Women's Youth World Championship 2024



Group B, 2. round

Match Team Statistics

Angola 14 - 30 Croatia

15.8.2024. 12:00

Match No. 21

(4 - 19) (10 - 11)

Attendance: 50

Olympic Sports Center

Referees: Mihai Pirvu (ROU) / Mihai Potirniche (ROU)

Angola

#	Surname and name	S	Goals / shots								Attack					Def.			Penalties				TP				
			Tot.	%	9m	6m	Wing	7m	FB	Brk.	LD	As.	PC	E7	E2	TF	St.	C7	Blk	YC	2m	R		B			
1	DOMINGOS Kelvina Maria Hossi		0/1	0											0/1												16:12
2	LUSSENDE Carla Beatriz		0/2	0	0/1										0/1	6				2	1						23:19
4	NUNES Ivete Alexandra Bravo		1/1	100		1/1																					21:26
5	BUMBA Rubi Leandra Correia	S																		2							27:44
7	CASTRO Maria Canga De		0/2	0	0/1	0/1														4	3						16:35
8	PEREIRA Beatriz Bundo Calepete		0/1	0	0/1											1				1		1					20:35
9	MALAGI Arisia Helena Bambi																					1					36:15
10	DOMINGOS Constantina Manuel	S	3/12	25	0/7				2/3							1	2	1	7	1	1						37:03
11	CAMBUTA Paloma Bianca Bandeira																							1			22:06
12	MAIA Joice Dos Santos		0/1	0											0/1												22:21
15	PAULINO Patricia Rossana Pascoal	S	6/7	86		6/7													2	1	2			1			32:30
20	MANUEL Vilma Da Cunha	S	1/7	14	0/5	0/1										1				4							36:39
22	DOMINGOS Elizandra Helena Lopes	S																		1							21:27
23	AFONSO Matutzila Nsimba Miguel	S																	1	5	1	1			1		42:55
32	LOPES Sandra Dinamene Kukubica		2/3	67	0/1				2/2											1							32:00
90	NUNDA Balbina Cassova Afonsa	S	1/1	100	1/1																				1		9:00
Team / bench																											
UKUPNO			14/38	37	1/17	7/10	0/0	4/5	0/0	2/3	0/3	6	3	5	2	31	6	4	1	0	2	1	0				

#	Surname and name	Saves / shots								
		Tot.	%	9m	6m	Wing	7m	FB	Brk.	LD
1	DOMINGOS Kelvina Maria Hossi	2/9	22	0/2	0/1	1/2	0/1	1/2	0/1	
12	MAIA Joice Dos Santos	2/8	25	0/2		1/2	0/1			1/3
22	DOMINGOS Elizandra Helena Lopes	2/19	11	1/3	0/4	0/4	0/2	1/5	0/1	
TOTAL		6/36	17	1/7	0/5	2/8	0/4	2/7	1/5	0/0

Coach: Katia Cristina Laureano Do N. Santos

Number of attacks: 62, Efficiency: 23%, Average Duration: 29.71 seconds

Attack by type of defense

	Shots	9m	6m	Wing	TF	E7	E2
On def. 6-0	5/22	1/15	3/5	0/0	27	5	2
On def. 5-1	5/8	0/2	4/5	0/0	4	0	0
Fastbreak	0/0				0	0	0

Defense by type

	Total	9m	6m	Wing	Stl.	C7	2m
Def. 6-0	17/25	4/7	4/6	5/7	5	2	0
Def. 5-1	4/7	2/3	1/1	1/2	1	2	0
Def. 4-2	0/0	0/0	0/0	0/0	0	0	0
Fastbreak	5/7				0	0	2

Attack with superiority / minority / goalkeeper out

	Attack				Reaction		
	Att.	Eff.	Shots	TF	FB	LD	Tot.
7 on 6 (GK out)	2	0%	0/1	1	0/0	0/0	0/0
6 on 6	45	22%	10/24	21			
6 on 5	9	33%	3/5	4			
5 on 6	6	17%	1/1	5			

Player superiority / GK out counted at the end of attack (in case it changes during attack)

Defense with superiority / minority / goalkeeper out

	Attack				Reaction		
	Att.	Eff.	Shots	TF	FB	LD	Tot.
7 on 6 (GK out)	7	14%	1/3	4	0/0	0/0	0/0
6 on 6 (GK out)	5	20%	1/1	4	0/0	0/2	0/2
6 on 6	44	50%	22/30	14			
5 on 6	2	50%	1/1	1			
6 on 5	7	71%	5/5	2			

Numbers show attacking numbers of opponent. Lower efficiency of opponent means better defense of this team

Jersey number Tot. Total shooting 6m 6m (line) shooting 9m 9m shooting Wng Wing shooting FB Fastbreak sh. 7m 7m penalty sh.
 Brk. Breakthrough sh. LD Long distance sh. As. Assists PC Pass clear chance E7 Earned 7m pen. TF Technical faults St. Steals
 2m 2m punishments C7. Committed 7m E2 Earned 2m pun. YC. Yellow cards R/B Red/Blue cards Blk. Blocks S Starting Line-up



10th IHF Women's Youth World Championship 2024



Group B, 2. round

Match Team Statistics

Match No. 21

Angola 14 - 30 Croatia

(4 - 19) (10 - 11)

15.8.2024. 12:00

Attendance: 50

Olympic Sports Center

Referees: Mihai Pirvu (ROU) / Mihai Potirniche (ROU)

Shot distribution by player

2 C. Lussende

0/1		

1 miss.

4 I. Nunes

		1/1

5 R. Bumba

7 M. Castro

	0/1	

1 post

8 B. Pereira

	0/1	

9 A. Malagi

10 C. Domingos

1/1		
0/2	0/1	
		2/4

1 post 1 miss. 2 block

11 P. Cambuta

15 P. Paulino

1/1		
		5/5
0/1		

20 V. Manuel

1/1	0/1	

1 post 3 miss. 1 block

23 M. Afonso

32 S. Lopes

1/1	0/1	1/1

90 B. Nunda

		1/1

TOTAL

3/3	0/1	1/1
0/2	0/2	5/5
1/3	0/2	4/6

3 post 5 miss. 3 block

Saves distribution goalkeepers

1 K. Domingos

		0/2
0/3	1/1	0/2

12 J. Maia

0/1		0/1
		1/2
1/2		0/2

22 E. Domingos

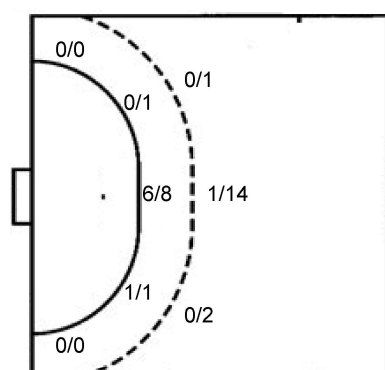
0/2		0/3
0/6		0/1
2/4		0/3

TOTAL

0/3		0/4
0/6		1/5
3/9	1/1	0/7

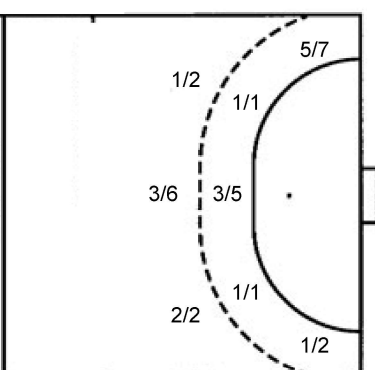
Shots by position

ATTACK



7m penalties 4/5
Fastbreak 0/0
Breakthrough 2/3
Long dist. 0/3

DEFENSE



7m penalties 4/4
Fastbreak 5/7
Breakthrough 4/6
Long dist. 0/0

Shooting statistics

Position	Goals	Sav.	Miss.	Post	Blk.	Total	%
Back (9m)	1	8	3	2	3	17	6
Line (6m)	7	1	1	1	0	10	70
Wing	0	0	0	0	0	0	0
7m penalties	4	1	0	0	0	5	80
Fastbreak	0	0	0	0	0	0	0
Breakthrough	2	1	0	0	0	3	67
Total	14	11	4	3	3	35	40

Jersey number Tot. Total shooting 6m 6m (line) shooting 9m 9m shooting Wng Wing shooting FB Fastbreak sh. 7m 7m penalty sh.
Brk. Breakthrough sh. LD Long distance sh. As. Assists PC Pass clear chance E7 Earned 7m pen. TF Technical faults St. Steals
2m 2m punishments C7. Committed 7m E2 Earned 2m pun. YC. Yellow cards R/B Red/Blue cards Blk. Blocks S Starting Line-up



10th IHF Women's Youth World Championship 2024



Group B, 2. round

Match Team Statistics

Match No. 21

Angola 14 - 30 Croatia

(4 - 19) (10 - 11)

15.8.2024. 12:00

Attendance: 50

Olympic Sports Center

Referees: Mihai Pirvu (ROU) / Mihai Potirniche (ROU)

Croatia

Players		Goals / shots									Attack				Def.			Penalties			TP				
#	Surname and name	S	Tot.	%	9m	6m	Wing	7m	FB	Brk.	LD	As.	PC	E7	E2	TF	St.	C7	Blk	YC		2m	R	B	
3	IVANČIĆ Una		0/1	0	0/1												3			1		1			31:00
4	VUKOVIĆ Katja	S	8/10	80		1/1	3/4		3/4	1/1					1	2	1								36:46
5	ČIČAK Antea		2/4	50	2/2		0/1			0/1		2					5	1	2			1			31:14
7	RENIĆ Lucija	S	3/4	75	1/1		1/1		1/2			1										1			43:28
8	FRATNIK Ivana	S	7/7	100	1/1			4/4	1/1	1/1		1	1		1	1	2								24:18
11	BRUSIĆ Mirna		1/1	100						1/1			2			2									24:04
12	KRALJEVIĆ Nika	S										1	1			2									37:03
13	GROZDANIĆ Lucija															2									21:29
15	BABARA Veronika	S	1/1	100		1/1							1	2		1			1						20:20
16	TURKALJ Marta																								19:12
17	BURĐELEZ Nina	S	0/1	0	0/1							1					1								27:11
18	ZUBAC Josipa		2/4	50	1/2					1/2						3		1	1						22:42
19	MILIĆ Gabriela		2/3	67			2/3																		20:53
21	ĐELEKOVČAN Tara	S	2/2	100	1/1	1/1						5	1			1	3	1							22:49
24	BOUČEK Anđelina		1/3	33	0/1	1/2										2									14:12
28	MARENDIĆ Klara		1/2	50		1/2								1		1		1				1			22:38
Team / bench																1					1				
UKUPNO			30/43	70	6/10	5/7	6/9	4/4	5/7	4/6	0/0	11	6	4	3	25	7	5	3	1	4	0	0		

Goalkeepers		Saves / shots								
#	Surname and name	Tot.	%	9m	6m	Wing	7m	FB	Brk.	LD
12	KRALJEVIĆ Nika	8/14	57	6/7	0/1		1/3		1/3	
16	TURKALJ Marta	3/11	27	2/2	1/7		0/2			
TOTAL		11/25	44	8/9	1/8	0/0	1/5	2/0	1/3	0/0

Coach: Vedran Krkač

Number of attacks: 65, Efficiency: 46%, Average Duration: 25.94 seconds

Attack by type of defense

	Shots	9m	6m	Wing	TF	E7	E2
On def. 6-0	17/25	4/7	4/6	5/7	18	2	2
On def. 5-1	4/7	2/3	1/1	1/2	5	2	0
On def. 4-2	0/0	0/0	0/0	0/0	2	0	1
Fastbreak	5/7				0	0	0

Defense by type

	Total	9m	6m	Wing	Stl.	C7	2m
Def. 6-0	5/22	1/15	3/5	0/0	7	5	0
Def. 5-1	5/8	0/2	4/5	0/0	0	0	0
Fastbreak	0/0				0	0	4

Attack with superiority / minority / goalkeeper out

	Attack				Reaction		
	Att.	Eff.	Shots	TF	FB	LD	Tot.
7 on 6 (GK out)	7	14%	1/3	4	0/0	0/0	0/0
6 on 6 (GK out)	5	20%	1/1	4	0/0	0/2	0/2
6 on 6	44	50%	22/30	14			
5 on 6	2	50%	1/1	1			
6 on 5	7	71%	5/5	2			

Player superiority / GK out counted at the end of attack (in case it changes during attack)

Defense with superiority / minority / goalkeeper out

	Attack				Reaction		
	Att.	Eff.	Shots	TF	FB	LD	Tot.
7 on 6 (GK out)	2	0%	0/1	1	0/0	0/0	0/0
6 on 6	45	22%	10/24	21			
6 on 5	9	33%	3/5	4			
5 on 6	6	17%	1/1	5			

Numbers show attacking numbers of opponent. Lower efficiency of opponent means better defense of this team

Jersey number Tot. Total shooting 6m 6m (line) shooting 9m 9m shooting Wng Wing shooting FB Fastbreak sh. 7m 7m penalty sh.
 Brk. Breakthrough sh. LD Long distance sh. As. Assists PC Pass clear chance E7 Earned 7m pen. TF Technical faults St. Steals
 2m 2m punishments C7. Committed 7m E2 Earned 2m pun. YC. Yellow cards R/B Red/Blue cards Blk. Blocks S Starting Line-up

Handball statistics and livescore by Toma-soft ltd (www.toma-soft.hr)



10th IHF Women's Youth World Championship 2024



Group B, 2. round

Match Team Statistics

Match No. 21

Angola 14 - 30 Croatia

(4 - 19) (10 - 11)

15.8.2024. 12:00

Attendance: 50

Olympic Sports Center

Referees: Mihai Pirvu (ROU) / Mihai Potirniche (ROU)

Shot distribution by player

3 U. Ivančić

1 miss.

4 K. Vuković

		1/1
1/1		
2/3	0/1	4/4

5 A. Čičak

1/1		
		1/1

2 post

7 L. Renić

		1/1
2/2		

0/1 lob

8 I. Fratnik

1/1		
1/1		3/3
2/2		

11 M. Brusić

		1/1

13 L. Grozdanić

15 V. Babara

		1/1

17 N. Burđelez

0/1		

18 J. Zubac

		1/1
		0/1
		1/1

1 post

19 G. Milić

2/2		
0/1		

21 T. Đelekovčan

1/1		1/1

24 A. Bouček

1/1		

1 miss. 1 block

28 K. Marenić

1/1		

1 post

TOTAL

3/3		4/4
6/6		4/5
6/9	0/1	7/7

4 post 2 miss. 1 block 0/1 lob

Saves distribution goalkeepers

12 N. Kraljević

0/2	1/1	0/1
2/2	2/2	0/1
	1/1	2/4

16 M. Turkalj

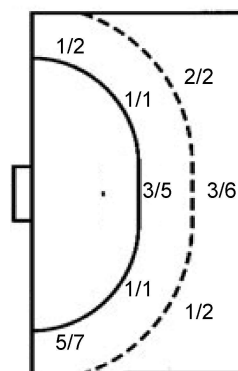
0/1		
		0/4
2/3	1/1	0/2

TOTAL

0/3	1/1	0/1
2/2	2/2	0/5
2/3	2/2	2/6

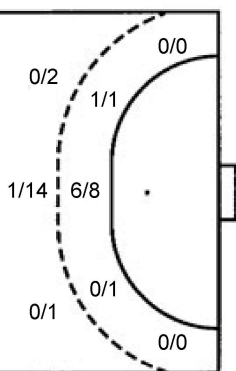
Shots by position

ATTACK



7m penalties 4/4
Fastbreak 5/7
Breakthrough 4/6
Long dist. 0/0

DEFENSE



7m penalties 4/5
Fastbreak 0/0
Breakthrough 2/3
Long dist. 0/3

Shooting statistics

Position	Goals	Sav.	Miss.	Post	Blk.	Total	%
Back (9m)	6	1	1	1	1	10	60
Line (6m)	5	0	1	1	0	7	71
Wing	6	2	0	1	0	9	67
7m penalties	4	0	0	0	0	4	100
Fastbreak	5	2	0	0	0	7	71
Breakthrough	4	1	0	1	0	6	67
Total	30	6	2	4	1	43	70

Jersey number Tot. Total shooting 6m 6m (line) shooting 9m 9m shooting Wng Wing shooting FB Fastbreak sh. 7m 7m penalty sh.
Brk. Breakthrough sh. LD Long distance sh. As. Assists PC Pass clear chance E7 Earned 7m pen. TF Technical faults St. Steals
2m 2m punishments C7. Committed 7m E2 Earned 2m pun. YC. Yellow cards R/B Red/Blue cards Blk. Blocks S Starting Line-up

Handball statistics and livescore by Toma-soft ltd (www.toma-soft.hr)



10th IHF Women's Youth World Championship 2024



Group B, 2. round

Match Team Statistics

Match No. 21

Angola 14 - 30 Croatia

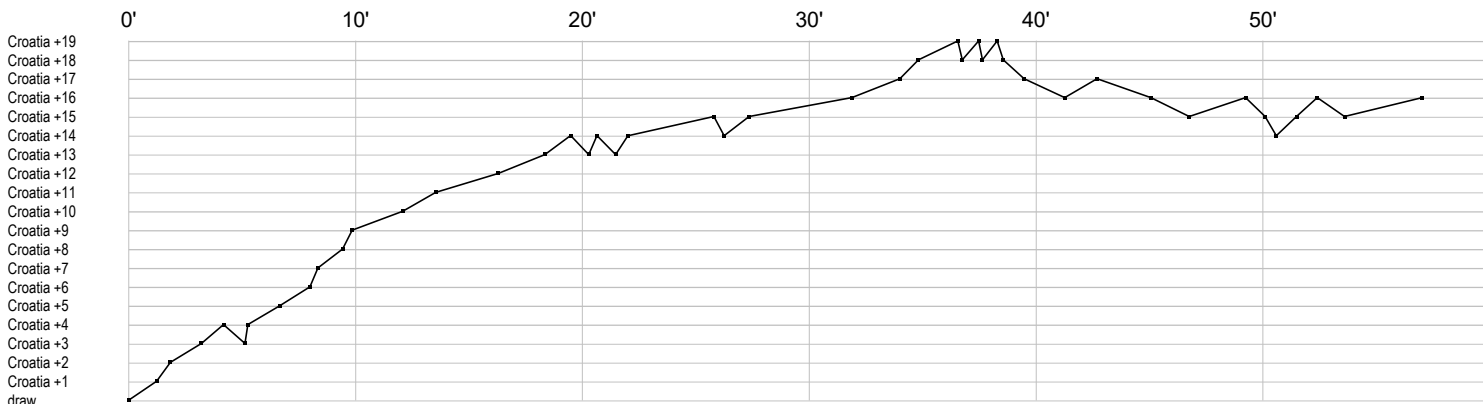
(4 - 19) (10 - 11)

15.8.2024. 12:00

Attendance: 50

Olympic Sports Center

Referees: Mihai Pirvu (ROU) / Mihai Potirniche (ROU)



Angola

1 Domingos K	s r s r r r r r f
2 Lussende C	a a a t f aa a bf t
4 Nunes I	g
5 Bumba R	t
7 Castro M	b t b b t f tt
8 Pereira B	p f c
9 Malagi A	c
10 Domingos C	t tt fc ftt f f pg eg f f g f bef f t ti
11 Cambuta P	t2
12 Maia J	r s r f sr r r r
15 Paulino P	x tg gg fg ie e gg t
20 Manuel V	f t f t f f t g fp t f
22 Domingos E	r r r r r r r r sr tr rs r r r r
23 Afonso M	t t 2c t etb t
32 Lopes S	f g g t
90 Nunda B	g r

Croatia

3 Ivančić U	tx t 2 t
4 Vuković K	ie g g t g fg fg gi g g
5 Čičak A	a t t c g a f 2c gt t f t
7 Renić L	g a g g f 2
8 Fratnik I	bg g i b gt g p a g g
11 Brusić M	t p g p t
12 Kraljević N	r sp ts s r r s s r s ts sa r r
13 Grozdanić L	t
15 Babara V	t g exp e
16 Turkalj M	r r sr s r r r r r s
17 Burđelez N	a b f
18 Zubac J	t x t c ft fg g
19 Milić G	g f g
21 Đelekovičan T	a a ga aab b b pct g
24 Bouček A	t f g t f
28 Marenić K	g c f t e 2

In game	g Goal scored	f Missed shot	a Assist	t Technical faults	b Steal
2 2min suspension	e Eearned 7m	c Committed 7m	y Yellow card	r Red Card	k Blue card
i Eearned 2min.	x Block	4 4min suspension	p Pass for clear chance	s Saved shot	r Received goal