




# 10th IHF Women's Youth World Championship 2024



Group D, 2. round

## Match Team Statistics

Match No. 20

## Brazil 34 - 17 India

(14 - 11) (20 - 6)

15.8.2024. 18:00

Attendance: 200

International Handball Hall

Referees: Ismailj Metalari (MKD) / Nenad Nikolovski (MKD)

### Brazil

#	Surname and name	S	Goals / shots								Attack					Def.			Penalties			TP						
			Tot.	%	9m	6m	Wing	7m	FB	Brk.	LD	As.	PC	E7	E2	TF	St.	C7	Blk	YC	2m		R	B				
2	DOS SANTOS GOMES Júlia Vitória	S	6/8	75	1/2	3/4	1/1	1/1							1		1					1						24:54
5	GONÇALVES NUNES Ana Karolina	S	5/6	83			5/6												1	2								32:41
6	MONTEIRO DA SILVA Jisseli Isadora		1/3	33			1/3															1						27:09
8	KOZAR DOVIGO Maria Luiza	S	3/3	100						3/3							1	1				1						40:15
9	DA SILVA VITOR Lauendy Vitória	S	1/3	33		0/1		0/1						1	3	1	1			1								28:36
11	SANTOS DE SOUSA Joyce		1/1	100										2	1					1		1						18:25
13	GRASSMANN FÚCULO Letícia		2/2	100		1/1								1			1					1						8:04
16	DE SOUZA ARAÚJO ROCHA Mellysse	S																										29:32
17	RODRIGUES SOARES Beatriz	S	1/3	33		0/2				1/1				1							1	1	1					29:54
18	SOUZA Andressa		5/6	83	2/3					3/3				5					1					1				27:58
20	TEIXEIRA DE CASTRO Nhauany	S	0/1	0			0/1												2									21:30
23	VAN LIESHOUT Sofia		3/3	100	1/1	1/1				1/1					2						1							18:57
25	CARDOSO BRANDAO LADEIA Raquel		6/8	75	1/2	2/2				2/3	1/1			2	1					4	2	2						29:02
27	LUDWIG KIELING Sophia													1														30:28
28	FLORES DA SILVA PEREIRA Luana																					2				1		29:09
77	LESSA BARROS E SILVA Giulia		0/1	0		0/1										1	1	1							1			23:26
	Team / bench																											
	UKUPNO		34/48	71	5/8	7/12	7/11	4/5	7/8	4/4	0/0			14	7	4	4	10	9	9	1	0	3	0	0			

#	Surname and name	Saves / shots								
		Tot.	%	9m	6m	Wing	7m	FB	Brk.	LD
16	DE SOUZA ARAÚJO ROCHA Mellysse	4/14	29	2/3	0/2	0/1	1/3		1/5	
27	LUDWIG KIELING Sophia	6/13	46	1/1	3/3	0/1	0/5	1/1	1/2	
	TOTAL	10/27	37	3/4	3/5	0/2	1/8	1/1	2/7	0/0

Coach: Mauricio Antonucci

Number of attacks: 57, Efficiency: 60%, Average Duration: 22.12 seconds

### Attack by type of defense

	Shots	9m	6m	Wing	TF	E7	E2
On def. 6-0	23/35	5/8	7/12	7/11	10	4	4
Fastbreak	7/8				0	0	0

### Defense by type

	Total	9m	6m	Wing	Stl.	C7	2m
Def. 6-0	7/15	1/5	1/5	1/1	8	6	0
Def. 5-1	3/6	0/0	1/1	1/2	1	3	0
Fastbreak	0/1				0	0	3

### Attack with superiority / minority / goalkeeper out

	Attack				Reaction		
	Att.	Eff.	Shots	TF	FB	LD	Tot.
7 on 6 (GK out)	1	0%	0/1	0	0/0	0/0	0/0
6 on 6	41	54%	22/34	7			
6 on 5	11	82%	9/9	2			
5 on 6	4	75%	3/3	1			

Player superiority / GK out counted at the end of attack (in case it changes during attack)

### Defense with superiority / minority / goalkeeper out

	Attack				Reaction		
	Att.	Eff.	Shots	TF	FB	LD	Tot.
7 on 6 (GK out)	1	0%	0/0	1	0/0	0/0	0/0
6 on 6	42	31%	13/20	22			
5 on 6	9	11%	1/6	3			
6 on 5	4	50%	2/3	1			
6 on 4	1	100%	1/1	0			

Numbers show attacking numbers of opponent. Lower efficiency of opponent means better defense of this team

# Jersey number Tot. Total shooting 6m 6m (line) shooting 9m 9m shooting Wng Wing shooting FB Fastbreak sh. 7m 7m penalty sh.  
 Brk. Breakthrough sh. LD Long distance sh. As. Assists PC Pass clear chance E7 Earned 7m pen. TF Technical faults St. Steals  
 2m 2m punishments C7. Committed 7m E2 Earned 2m pun. YC. Yellow cards R/B Red/Blue cards Blk. Blocks S Starting Line-up

Handball statistics and livescore by Toma-soft ltd (www.toma-soft.hr)



# 10th IHF Women's Youth World Championship 2024



Group D, 2. round

## Match Team Statistics

Match No. 20

## Brazil 34 - 17 India

(14 - 11) (20 - 6)

15.8.2024. 18:00

Attendance: 200

International Handball Hall

Referees: Ismailj Metalari (MKD) / Nenad Nikolovski (MKD)

## Shot distribution by player

### 2 J. Dos Santos Gomes

1/1		1/1
	2/3	2/3

### 5 A. Gonçalves Nunes

	1/2	
		1/1
1/1		1/1

1/1 lob

### 6 J. Monteiro Da Silva

1/1		
		0/2

### 8 M. Kozar Dovigo

		2/2
1/1		

### 9 L. Da Silva Vitor

	0/1	1/1

1 miss.

### 11 J. Santos De Sousa

1/1		

### 13 L. Grassmann Fúculo

1/1		
1/1		

### 17 B. Rodrigues Soares

		0/2
		1/1

### 18 A. Souza

		3/3
	0/1	2/2

### 20 N. Teixeira De Castro


1 miss.

### 23 S. Van Lieshout

1/1		2/2

### 25 R. Cardoso Brandao Ladeia

1/1		2/2
1/1	0/1	
	1/1	

1 miss. 1/1 lob

### 28 L. Flores Da Silva Pereira


### 77 G. Lessa Barros E Silva

0/1		

## TOTAL

5/5	1/2	8/8
1/1	0/2	2/6
4/5	3/5	8/9

3 miss. 2/2 lob

## Saves distribution goalkeepers

### 16 M. De Souza Araújo Rocha

		0/2
0/1		0/1
1/6	2/3	1/1

### 27 S. Ludwig Kieling

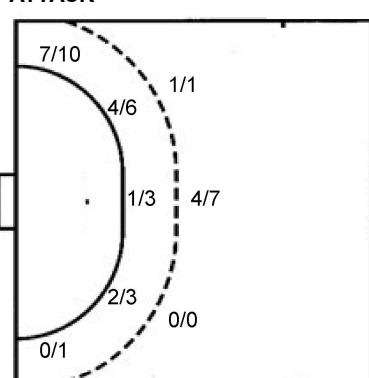
0/1	1/1	
	1/1	1/2
0/3	2/3	1/2

## TOTAL

0/1	1/1	0/2
0/1	1/1	1/3
1/9	4/6	2/3

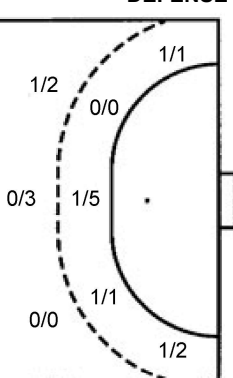
## Shots by position

### ATTACK



7m penalties	4/5
Fastbreak	7/8
Breakthrough	4/4
Long dist.	0/0

### DEFENSE



7m penalties	7/9
Fastbreak	0/1
Breakthrough	5/7
Long dist.	0/0

## Shooting statistics

Position	Goals	Sav.	Miss.	Post	Blk.	Total	%
Back (9m)	5	3	0	0	0	8	63
Line (6m)	7	4	1	0	0	12	58
Wing	7	3	1	0	0	11	64
7m penalties	4	1	0	0	0	5	80
Fastbreak	7	0	1	0	0	8	88
Breakthrough	4	0	0	0	0	4	100
<b>Total</b>	<b>34</b>	<b>11</b>	<b>3</b>	<b>0</b>	<b>0</b>	<b>48</b>	<b>71</b>

# Jersey number Tot. Total shooting 6m 6m (line) shooting 9m 9m shooting Wng Wing shooting FB Fastbreak sh. 7m 7m penalty sh.  
 Brk. Breakthrough sh. LD Long distance sh. As. Assists PC Pass clear chance E7 Earned 7m pen. TF Technical faults St. Steals  
 2m 2m punishments C7. Committed 7m E2 Earned 2m pun. YC. Yellow cards R/B Red/Blue cards Blk. Blocks S Starting Line-up



# 10th IHF Women's Youth World Championship 2024



Group D, 2. round

Match Team Statistics

Match No. 20

## Brazil 34 - 17 India

(14 - 11) (20 - 6)

15.8.2024. 18:00

Attendance: 200

International Handball Hall

Referees: Ismailj Metalari (MKD) / Nenad Nikolovski (MKD)

### India

Players		Goals / shots									Attack					Def.			Penalties				TP		
#	Surname and name	S	Tot.	%	9m	6m	Wing	7m	FB	Brk.	LD	As.	PC	E7	E2	TF	St.	C7	Blk	YC	2m	R		B	
3	TAMANNA Tamanna	S													1		5	1							58:05
4	MUSKAN DEVI Muskan Devi	S	2/7	29	0/1	1/3	1/1		0/1	0/1		1		3		7	2								59:55
5	SUJATA Sujata	S	9/13	69	0/2			4/5		5/6			3	5	3	6									48:46
7	TANNU Tannu	S	3/5	60		0/1		3/4								1	1				1				47:03
8	KAJAL Kajal		2/4	50	1/2	0/1	1/1					1				3	1								50:05
9	ISHU Ishu																								
12	JAT Manisha																								
13	MUSKAN Muskan																								
14	TEENA Teena																				1				10:54
15	ARUSHI Arushi	S																							60:00
16	POOJA Pooja																								
18	KHUSHI Khushi	S														4	2			1	2				25:12
24	KAFHI Kafhi	S	1/2	50		1/1	0/1																		60:00
29	KUMARI Kanika																								
34	SINGH Vaishnavi																								
35	GAHLAWAT Lavisha																								
Team / bench																1									
UKUPNO			17/31	55	1/5	2/6	2/3	7/9	0/1	5/7	0/0	2	3	9	3	27	3	4	0	1	4	0	0		

Goalkeepers		Saves / shots								
#.	Surname and name	Tot.	%	9m	6m	Wing	7m	FB	Brk.	LD
15	ARUSHI Arushi	11/45	24	3/8	4/11	3/10	1/5	0/7	0/4	
29	KUMARI Kanika									
TOTAL		11/45	24	3/8	4/11	3/10	1/5	1/7	0/4	0/0

Coach: Karthikeyan Madanagurusami

Number of attacks: 57, Efficiency: 30%, Average Duration: 40.98 seconds

### Attack by type of defense

	Shots	9m	6m	Wing	TF	E7	E2
On def. 6-0	7/15	1/5	1/5	1/1	25	6	1
On def. 5-1	3/6	0/0	1/1	1/2	2	3	2
Fastbreak	0/1				0	0	0

### Defense by type

	Total	9m	6m	Wing	Stl.	C7	2m
Def. 6-0	23/35	5/8	7/12	7/11	3	4	0
Fastbreak	7/8				0	0	4

### Attack with superiority / minority / goalkeeper out

	Attack				Reaction		
	Att.	Eff.	Shots	TF	FB	LD	Tot.
7 on 6 (GK out)	1	0%	0/0	1	0/0	0/0	0/0
6 on 6	42	31%	13/20	22			
5 on 6	9	11%	1/6	3			
6 on 5	4	50%	2/3	1			
6 on 4	1	100%	1/1	0			

Player superiority / GK out counted at the end of attack (in case it changes during attack)

### Defense with superiority / minority / goalkeeper out

	Attack				Reaction		
	Att.	Eff.	Shots	TF	FB	LD	Tot.
7 on 6 (GK out)	1	0%	0/1	0	0/0	0/0	0/0
6 on 6	41	54%	22/34	7			
6 on 5	11	82%	9/9	2			
5 on 6	4	75%	3/3	1			

Numbers show attacking numbers of opponent. Lower efficiency of opponent means better defense of this team

# Jersey number Tot. Total shooting 6m 6m (line) shooting 9m 9m shooting Wng Wing shooting FB Fastbreak sh. 7m 7m penalty sh.  
 Brk. Breakthrough sh. LD Long distance sh. As. Assists PC Pass clear chance E7 Earned 7m pen. TF Technical faults St. Steals  
 2m 2m punishments C7. Committed 7m E2 Earned 2m pun. YC. Yellow cards R/B Red/Blue cards Blk. Blocks S Starting Line-up



# 10th IHF Women's Youth World Championship 2024



Group D, 2. round

## Match Team Statistics

Match No. 20

## Brazil 34 - 17 India

(14 - 11) (20 - 6)

15.8.2024. 18:00

Attendance: 200

International Handball Hall

Referees: Ismailj Metalari (MKD) / Nenad Nikolovski (MKD)

## Shot distribution by player

### 3 T. Tamanna


### 4 M. Muskan Devi

		1/2
1/1	0/2	0/1

1 miss.

### 5 S. Sujata

1/1	0/1	2/2
		1/1
3/3	2/2	0/1

1 post 1 block

### 7 T. Tannu

	0/1	
2/2	0/1	1/1

### 8 K. Kajal

1/1		
1/2	0/1	

### 9 I. Ishu


### 12 M. Jat


### 13 M. Muskan


### 14 T. Teena


### 16 P. Pooja


### 18 K. Khushi


### 24 K. Kafhi

1/1		

1 miss.

### 34 V. Singh


### 35 L. Gahlawat


## TOTAL

1/1	0/1	2/2
1/1	0/1	2/3
8/9	2/6	1/3

1 post 2 miss. 1 block

## Saves distribution goalkeepers

### 15 A. Arushi

0/5	1/2	0/8
0/1	2/2	4/6
1/5	2/5	1/9

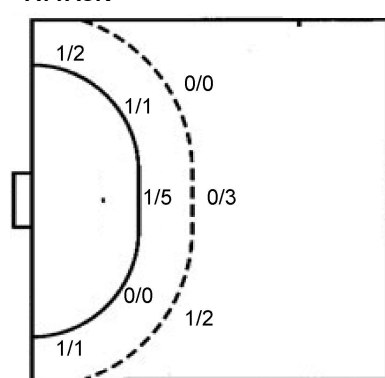
### 29 K. Kumari


## TOTAL

0/5	1/2	0/8
0/1	2/2	4/6
1/5	2/5	1/9

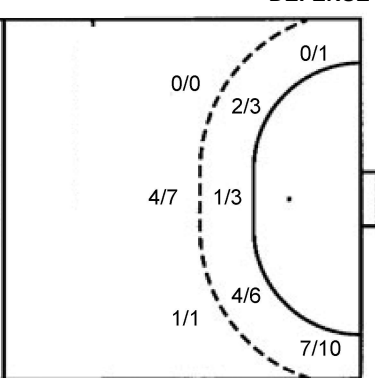
## Shots by position

### ATTACK



7m penalties	7/9
Fastbreak	0/1
Breakthrough	5/7
Long dist.	0/0

### DEFENSE



7m penalties	4/5
Fastbreak	7/8
Breakthrough	4/4
Long dist.	0/0

## Shooting statistics

Position	Goals	Sav.	Miss.	Post	Blk.	Total	%
Back (9m)	1	3	0	0	1	5	20
Line (6m)	2	3	1	0	0	6	33
Wing	2	0	1	0	0	3	67
7m penalties	7	1	0	1	0	9	78
Fastbreak	0	1	0	0	0	1	0
Breakthrough	5	2	0	0	0	7	71
<b>Total</b>	<b>17</b>	<b>10</b>	<b>2</b>	<b>1</b>	<b>1</b>	<b>31</b>	<b>55</b>

# Jersey number Tot. Total shooting 6m 6m (line) shooting 9m 9m shooting Wng Wing shooting FB Fastbreak sh. 7m 7m penalty sh.  
 Brk. Breakthrough sh. LD Long distance sh. As. Assists PC Pass clear chance E7 Earned 7m pen. TF Technical faults St. Steals  
 2m 2m punishments C7. Committed 7m E2 Earned 2m pun. YC. Yellow cards R/B Red/Blue cards Blk. Blocks S Starting Line-up



# 10th IHF Women's Youth World Championship 2024



Group D, 2. round

## Match Team Statistics

Match No. 20

## Brazil 34 - 17 India

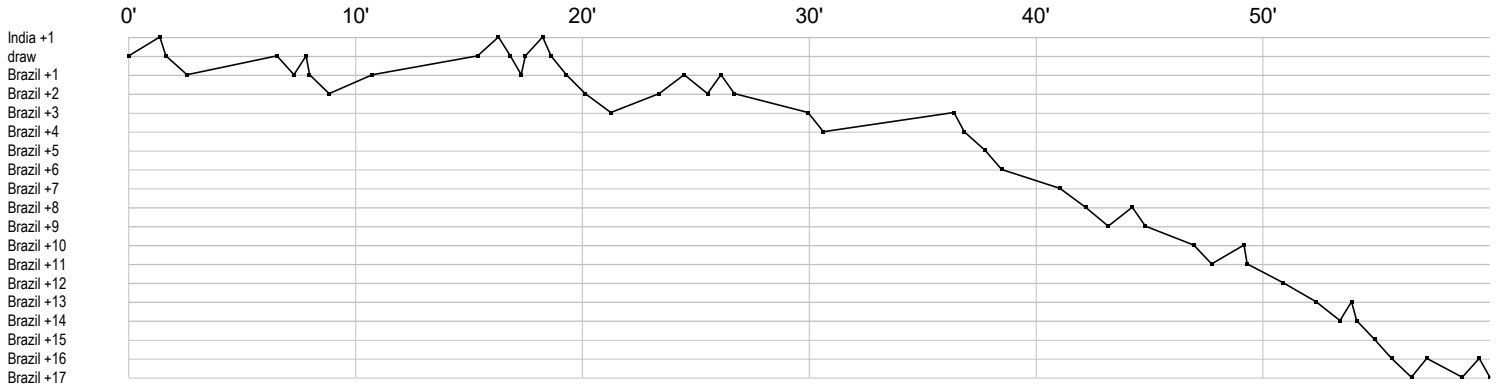
(14 - 11) (20 - 6)

15.8.2024. 18:00

Attendance: 200

International Handball Hall

Referees: Ismailj Metalari (MKD) / Nenad Nikolovski (MKD)



### Brazil

2 Dos Santos	a g e g f	g g f c g g		
5 Gonçalves	b g	f g gbt		g g
6 Monteiro Da			f	f c g
8 Kozar Dovigo	g			i e g b
9 Da Silva Vitor	b f f e a p p p i g			
11 Santos De			p c a g	a t
13 Grassmann				i g g
16 De Souza	r r r s r r r r s r r s s			
17 Rodrigues	fb f c		x	a g
18 Souza A		ag g g a t 2c		g a g a a f
20 Teixeira De			f	t t
23 Van Lieshout			p g g p bg	
25 Cardoso	f t p t g ba f		t g	bg g a g g c t c
27 Ludwig		r	s r	r s s r s r s a s r r
28 Flores Da		c	2c	
77 Lessa Barros	t	ei 2	f	

### India

3 Tamanna T	c	t t	t t	e	t
4 Muskan Devi	t t a	f g f t b e	e	e t t	fb g f t
5 Sujata S	g t t g	g eg	p i g i e g	p g e f ft t	t g f p t f e g e
7 Tannu T		b 2	g f f	t g	
8 Kajal K		t g a g	f	t f t	c
9 Ishu I					
12 Jat M					
13 Muskan M					
14 Teena T				2	
15 Arushi A	s r r s r r r	s s s s r r r r r	r r r s r r s s r r r	s r r r r r r r r	r r r r r r r r s
16 Pooja P					
18 Khushi K	t t y c t t		c2		2
24 Kafhi K	g	f			
29 Kumari K					
34 Singh V					
35 Gahlawat L					

In game	g Goal scored	f Missed shot	a Assist	t Technical faults	b Steal
2 2min suspension	e Earned 7m	c Committed 7m	y Yellow card	r Red Card	k Blue card
i Earned 2min.	x Block	4 4min suspension	p Pass for clear chance	s Saved shot	r Received goal