



10th IHF Women's Youth World Championship 2024



Group A, 2. round

Match Team Statistics

Match No. 17

Chile 24 - 30 Serbia

(9 - 11) (15 - 19)

15.8.2024. 12:00

Attendance: 200

International Handball Hall

Referees: Omer Al-Shahi (OMA) / Khamis Al Wahibi (OMA)

Chile

#	Surname and name	S	Goals / shots								Attack				Def.			Penalties				TP									
			Tot.	%	9m	6m	Wing	7m	FB	Brk.	LD	As.	PC	E7	E2	TF	St.	C7	Blk	YC	2m		R	B							
2	BARRAZA Macarena		1/1	100											1	1															8:13
3	GONZÁLEZ Catalina	S	8/10	80	2/3	3/3	0/1				2/2	1/1			3	1	1			4											45:44
4	CANESSA Colomba	S	1/3	33		1/2			0/1								1			1											42:54
5	ASENJO Daniela	S												1	1																50:18
6	MAYHUAY Noa	S																			1										37:31
7	BAEZA Estefania		1/5	20	0/4							1/1		1						2											35:17
9	LARENAS Anais	S	3/8	38	1/6			1/1				1/1		1	1					1											49:33
10	VALDIVIESO Isidora	S	3/6	50	1/4						2/2			1	1					6											32:52
11	LIZANA Renata		4/7	57	0/3	2/2	1/1	1/1												2											18:28
13	CARRASCO Noelia		1/2	50		1/2																									19:49
14	MILLAN Antonia		0/1	0						0/1				1							1										22:34
16	ULLOA Karina																														8:17
28	ALMASIO Anneliese																														
31	FUENTES Antonia	S	1/3	33	1/1			0/2																							30:44
33	CAMPOS Renata		1/3	33	1/3															2											17:46
36	GORE Isabella																														
	Team / bench																				1										
	UKUPNO		24/49	49	6/24	7/9	2/5	1/2	2/3	6/6	0/0			9	5	2	0	20	3	0	0	0	0	0	0	0	0	0	0	0	0

#	Surname and name	Saves / shots								
		Tot.	%	9m	6m	Wing	7m	FB	Brk.	LD
5	ASENJO Daniela	12/37	32	2/2	3/11	2/7		5/12	0/5	
16	ULLOA Karina	1/6	17		0/4	0/1			1/1	
36	GORE Isabella									
	TOTAL	13/43	30	2/2	3/15	2/8	0/0	5/12	1/6	0/0

Coach: José Tham

Number of attacks: 66, Efficiency: 36%, Average Duration: 32.83 seconds

Attack by type of defense

	Shots	9m	6m	Wing	TF	E7	E2
On def. 6-0	21/44	6/24	7/9	2/5	20	2	0
Fastbreak	2/3				0	0	0

Defense by type

	Total	9m	6m	Wing	Stl.	C7	2m
Def. 6-0	7/13	0/0	2/5	2/5	0	0	0
Def. 5-1	14/21	0/3	8/9	4/5	1	0	0
Def. 4-2	1/1	0/0	1/1	0/0	1	0	0
Def. 3-2-1	1/1	0/0	1/1	0/0	1	0	0
Fastbreak	7/13				0	0	0

Attack with superiority / minority / goalkeeper out

	Attack				Reaction		
	Att.	Eff.	Shots	TF	FB	LD	Tot.
7 on 6 (GK out)	4	25%	1/3	1	1/2	0/0	1/2
6 on 6	62	37%	23/43	19			

Player superiority / GK out counted at the end of attack (in case it changes during attack)

Defense with superiority / minority / goalkeeper out

	Attack				Reaction		
	Att.	Eff.	Shots	TF	FB	LD	Tot.
6 on 6	66	45%	30/47	19			


Numbers show attacking numbers of opponent. Lower efficiency of opponent means better defense of this team

Jersey number Tot. Total shooting 6m 6m (line) shooting 9m 9m shooting Wng Wing shooting FB Fastbreak sh. 7m 7m penalty sh.
 Brk. Breakthrough sh. LD Long distance sh. As. Assists PC Pass clear chance E7 Earned 7m pen. TF Technical faults St. Steals
 2m 2m punishments C7. Committed 7m E2 Earned 2m pun. YC. Yellow cards R/B Red/Blue cards Blk. Blocks S Starting Line-up

Handball statistics and livescore by Toma-soft ltd (www.toma-soft.hr)



10th IHF Women's Youth World Championship 2024



Group A, 2. round

Match Team Statistics

Match No. 17

Chile 24 - 30 Serbia

(9 - 11) (15 - 19)

15.8.2024. 12:00

Attendance: 200

International Handball Hall

Referees: Omer Al-Shahi (OMA) / Khamis Al Wahibi (OMA)

Shot distribution by player

2 M. Barraza

1/1		

3 C. González

1/1	0/1	
		2/2
2/2	1/1	2/2

1 post

4 C. Canessa

0/1		
		1/1

1 miss.

6 N. Mayhuay

7 E. Baeza

0/1		
1/2		

2 post

9 A. Larenas

1/1		
0/1		
	0/1	2/2

1 miss. 2 block

10 I. Valdivieso

	0/1	
3/3		0/1

1 post

11 R. Lizana

1/1		
		3/3

1 post 2 block

13 N. Carrasco

	0/1	1/1

14 A. Millan

1 miss.

28 A. Almasio

31 A. Fuentes

	0/1	1/1

1 miss.

33 R. Campos

		1/1

2 block

TOTAL

3/3	0/1	
0/3	0/2	3/3
7/8	1/3	10/11

5 post 4 miss. 6 block

Saves distribution goalkeepers

5 D. Asenjo

1/7	1/1	2/5
	1/1	1/3
1/5	3/5	1/8

16 K. Ulloa

0/1		1/1
0/1	0/1	0/2

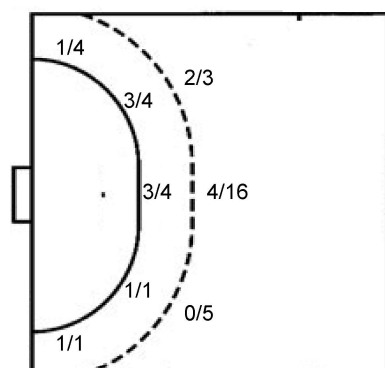
36 I. Gore

TOTAL

1/7	1/1	2/5
0/1	1/1	2/4
1/6	3/6	1/10

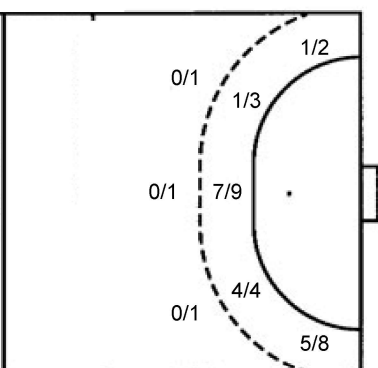
Shots by position

ATTACK



7m penalties	1/2
Fastbreak	2/3
Breakthrough	6/6
Long dist.	0/0

DEFENSE



7m penalties	0/0
Fastbreak	7/13
Breakthrough	5/7
Long dist.	0/0

Shooting statistics

Position	Goals	Sav.	Miss.	Post	Blk.	Total	%
Back (9m)	6	7	1	4	6	24	25
Line (6m)	7	2	0	0	0	9	78
Wing	2	1	1	1	0	5	40
7m penalties	1	0	1	0	0	2	50
Fastbreak	2	0	1	0	0	3	67
Breakthrough	6	0	0	0	0	6	100
Total	24	10	4	5	6	49	49

Jersey number Tot. Total shooting 6m 6m (line) shooting 9m 9m shooting Wng Wing shooting FB Fastbreak sh. 7m 7m penalty sh.
 Brk. Breakthrough sh. LD Long distance sh. As. Assists PC Pass clear chance E7 Earned 7m pen. TF Technical faults St. Steals
 2m 2m punishments C7. Committed 7m E2 Earned 2m pun. YC. Yellow cards R/B Red/Blue cards Blk. Blocks S Starting Line-up

Handball statistics and livescore by Toma-soft ltd (www.toma-soft.hr)



10th IHF Women's Youth World Championship 2024



Group A, 2. round

Match Team Statistics
Match No. 17

Chile 24 - 30 Serbia
(9 - 11) (15 - 19)

15.8.2024. 12:00
Attendance: 200
International Handball Hall

Referees: Omer Al-Shahi (OMA) / Khamis Al Wahibi (OMA)

Serbia

#	Surname and name	S	Goals / shots								Attack					Def.			Penalties			TP											
			Tot.	%	9m	6m	Wing	7m	FB	Brk.	LD	As.	PC	E7	E2	TF	St.	C7	Blk	YC	2m		R	B									
2	DRINIĆ Sara																																
3	NEDELJKOVIĆ Mia	S	6/10	60		1/1	4/7			1/1	0/1				1																		53:31
5	MOMČILOVIĆ Milica	S	3/4	75		0/1				2/2	1/1				1	2			3													40:16	
6	PETRIĆ Helena		1/1	100			1/1																									6:29	
7	ŠERIFI Sabina		1/3	33			1/1			0/2									1													51:01	
8	MARINOVIĆ Tara	S	1/2	50		1/1				0/1					1				1	1												24:46	
10	KREZOVIĆ Aleksandra		4/5	80		4/5																										31:18	
15	RADOVIĆ Sara		7/11	64	0/1	1/2				3/4	3/4				2	4			5													37:46	
18	JANKOVIĆ Lena																																
19	MILOSAVLJEVIĆ Leana		0/1	0						0/1									1	1												10:12	
22	OTAŠEVIĆ Milica	S	1/2	50	0/1	1/1									9	3			7													37:54	
25	STANIĆ Lara	S	5/7	71	0/1	3/4				1/1	1/1				4	2																54:00	
37	TASIĆ Milica																		1													3:40	
44	ĐEKIĆ Mia	S	1/3	33		1/1	0/1			0/1																						8:59	
77	TANOVIĆ Jana																															11:46	
91	ČINKU Tatjana	S																														48:14	
	Team / bench																																
	UKUPNO		30/49	61	0/3	12/16	6/10	0/0	7/13	5/7	0/0				18	11	0	0	19	2	2	6	0	0	0	0	0	0	0	0	0	0	

#	Surname and name	Saves / shots								
		Tot.	%	9m	6m	Wing	7m	FB	Brk.	LD
77	TANOVIĆ Jana	3/8	38	3/3	0/2			0/1	0/2	
91	ČINKU Tatjana	7/26	27	4/10	2/7	1/3	0/1	0/1	0/4	
	TOTAL	10/34	29	7/13	2/9	1/3	0/1	5/2	0/6	0/0

Coach: Zoran Barbulović

Number of attacks: 66, Efficiency: 45%, Average Duration: 21.59 seconds

Attack by type of defense

	Shots	9m	6m	Wing	TF	E7	E2
On def. 6-0	7/13	0/0	2/5	2/5	11	0	0
On def. 5-1	14/21	0/3	8/9	4/5	6	0	0
On def. 4-2	1/1	0/0	1/1	0/0	1	0	0
On def. 3-2-1	1/1	0/0	1/1	0/0	1	0	0
Fastbreak	7/13				0	0	0

Defense by type

	Total	9m	6m	Wing	Stl.	C7	2m
Def. 6-0	21/44	6/24	7/9	2/5	2	2	0
Fastbreak	2/3				0	0	0

Defense with superiority / minority / goalkeeper out

	Attack				Reaction		
	Att.	Eff.	Shots	TF	FB	LD	Tot.
7 on 6 (GK out)	4	25%	1/3	1	1/2	0/0	1/2
6 on 6	62	37%	23/43	19			

Numbers show attacking numbers of opponent. Lower efficiency of opponent means better defense of this team

Attack with superiority / minority / goalkeeper out

	Attack				Reaction		
	Att.	Eff.	Shots	TF	FB	LD	Tot.
6 on 6	66	45%	30/47	19			

Player superiority / GK out counted at the end of attack (in case it changes during attack)

Jersey number Tot. Total shooting 6m 6m (line) shooting 9m 9m shooting Wng Wing shooting FB Fastbreak sh. 7m 7m penalty sh.
Brk. Breakthrough sh. LD Long distance sh. As. Assists PC Pass clear chance E7 Earned 7m pen. TF Technical faults St. Steals
2m 2m punishments C7. Committed 7m E2 Earned 2m pun. YC. Yellow cards R/B Red/Blue cards Blk. Blocks S Starting Line-up

Handball statistics and livescore by Toma-soft ltd (www.toma-soft.hr)



10th IHF Women's Youth World Championship 2024



Group A, 2. round

Match Team Statistics

Match No. 17

Chile 24 - 30 Serbia

(9 - 11) (15 - 19)

15.8.2024. 12:00

Attendance: 200

International Handball Hall

Referees: Omer Al-Shahi (OMA) / Khamis Al Wahibi (OMA)

Shot distribution by player

2 S. Drnić [Table with 3 columns and 3 rows]	3 M. Nedeljković [Table with 3 columns and 3 rows] 1 post	5 M. Momčilović [Table with 3 columns and 3 rows] 1 miss.	6 H. Petrić [Table with 3 columns and 3 rows]	7 S. Šerifi [Table with 3 columns and 3 rows]	8 T. Marinović [Table with 3 columns and 3 rows] 1/1 lob	10 A. Krezović [Table with 3 columns and 3 rows]
15 S. Radović [Table with 3 columns and 3 rows] 1 post 1 miss.	18 L. Janković [Table with 3 columns and 3 rows]	19 L. Milosavljević [Table with 3 columns and 3 rows] 0/1 lob	22 M. Otašević [Table with 3 columns and 3 rows]	25 L. Stanić [Table with 3 columns and 3 rows]	37 M. Tasić [Table with 3 columns and 3 rows]	44 M. Đekić [Table with 3 columns and 3 rows] 2 miss.

TOTAL

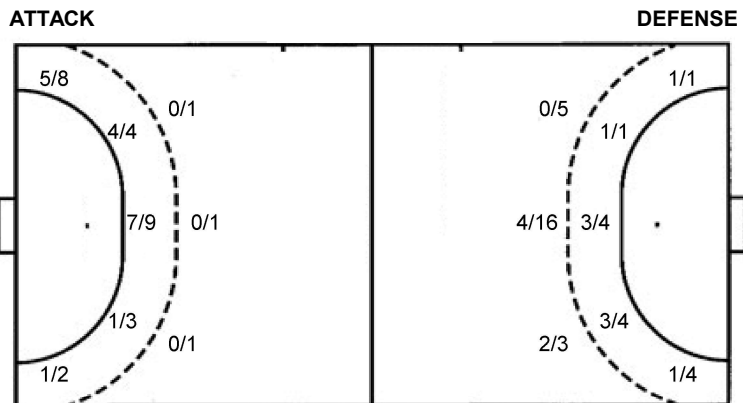
6/7	0/1	3/5
1/1	0/1	2/4
5/6	3/6	9/10

2 post 4 miss. 1/2 lob

Saves distribution goalkeepers

77 J. Tanović [Table with 3 columns and 3 rows]	91 T. Činku [Table with 3 columns and 3 rows]	TOTAL [Table with 3 columns and 3 rows]
---	---	---

Shots by position



7m penalties 0/0
Fastbreak 7/13
Breakthrough 5/7
Long dist. 0/0

7m penalties 1/2
Fastbreak 2/3
Breakthrough 6/6
Long dist. 0/0

Shooting statistics

Position	Goals	Sav.	Miss.	Post	Blk.	Total	%
Back (9m)	0	2	1	0	0	3	0
Line (6m)	12	3	1	0	0	16	75
Wing	6	2	1	1	0	10	60
7m penalties	0	0	0	0	0	0	0
Fastbreak	7	5	1	0	0	13	54
Breakthrough	5	1	0	1	0	7	71
Total	30	13	4	2	0	49	61

Jersey number Tot. Total shooting 6m 6m (line) shooting 9m 9m shooting Wng Wing shooting FB Fastbreak sh. 7m 7m penalty sh.
Brk. Breakthrough sh. LD Long distance sh. As. Assists PC Pass clear chance E7 Earned 7m pen. TF Technical faults St. Steals
2m 2m punishments C7. Committed 7m E2 Earned 2m pun. YC. Yellow cards R/B Red/Blue cards Blk. Blocks S Starting Line-up



10th IHF Women's Youth World Championship 2024



Group A, 2. round

Match Team Statistics

Match No. 17

Chile 24 - 30 Serbia

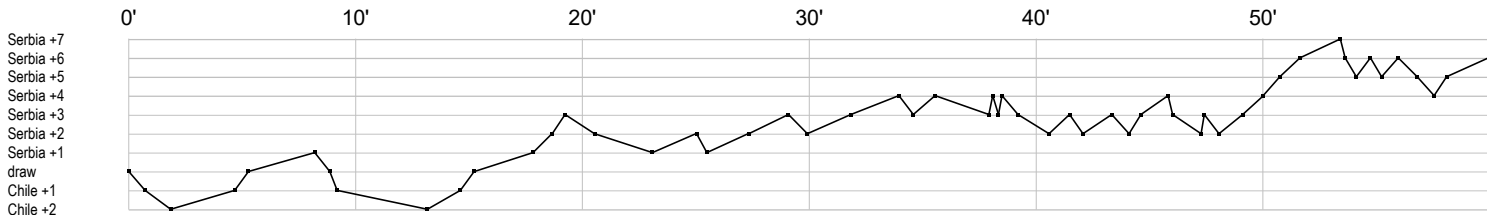
(9 - 11) (15 - 19)

15.8.2024. 12:00

Attendance: 200

International Handball Hall

Referees: Omer Al-Shahi (OMA) / Khamis Al Wahibi (OMA)



Chile

2 Barraza M												p			a	gt	b																
3 González C	a	t	p	gg			a				g	t	e	t	g	f	a	g			t	g					g	g	f				
4 Canessa C			f												f		g	e		t													
5 Asenjo D	s	r	r	s	r	as		r	r	r	r	s	s	s	r	s	r	r	r	s	r	r	r	r	s	r	r	r	s	r	r		
6 Mayhuay N																															b		
7 Baeza E					t			t	f				f	f			f					g		a									
9 Larenas A	g	p	f	f	f	f			g													t		a	g	f							
10 Valdivieso I			t	t					f	t	g	t	pg	f	t									a		f	t	g					
11 Lizana R						f	t	f									t	g	g	f	g	g											
13 Carrasco N									f																						g		
14 Millan A																									f					b	a		
16 Ulloa K																														r	r	sr	r
28 Almasio A																																	
31 Fuentes A	g				f																				f								
33 Campos R					f				g	f	t						t																
36 Gore I																																	

Serbia

2 Drinić S																																						
3 Nedeljković M		g		f			g		a							g	f					f				g	g	f	g									
5 Momčilović M		p	x	g	t	x	f	x									t		p	a	g			t	g													
6 Petrić H																									g													
7 Šerifi S									f						f	g	t																					
8 Marinović T		f				bt	x									a	g																					
10 Krezović A							g	f																xg			g				g							
15 Radović S			p			a	f					p	t	g	f	g	g	t	gc	t	p	t	g	f	p	a	fg			g	t							
18 Janković L																																						
19 Milosavljević								x	t	b					f																							
22 Otašević M	t	a	p		p	t	t		a	a	p	f	t	a	t					a					g	t	a	a				t	a					
25 Stanić L	f	g	p				g	g	g							pa										c	a		f	a	a	g						
37 Tasić M																																	t					
44 Đekić M		f		f																																		
77 Tanović J																																s	s	rr	r	r	r	s
91 Činku T	r	r	s	s	rr	s	r		s	r	r	sr	s	s	r		r	rr	r	r	r	r	r	r	r	r	r	r	r	r	r	r	r	s				

- In game
- 2 2min suspension
- i Earned 2min.
- g Goal scored
- e Earned 7m
- x Block
- f Missed shot
- c Committed 7m
- 4 4min suspension
- a Assist
- y Yellow card
- p Pass for clear chance
- t Technical faults
- r Red Card
- s Saved shot
- b Steal
- k Blue card
- r Received goal