



# 10th IHF Women's Youth World Championship 2024



Group G, 1. round

Match Team Statistics

Match No. 16

## Egypt 22 - 37 Spain

(11 - 19) (11 - 18)

14.8.2024. 18:00

Attendance: 300

Vocational and Technical College

Referees: Henrique Godoy (BRA) / Daniel Magalhaes (BRA)

### Egypt

#	Surname and name	S	Goals / shots								Attack					Def.			Penalties			TP	
			Tot.	%	9m	6m	Wing	7m	FB	Brk.	LD	As.	PC	E7	E2	TF	St.	C7	Blk	YC	2m		R
5	AHMED ABDELMOEZZ Basmala		0/1	0		0/1											1						8:03
9	MAHMOUD ELSHEREF Shrouk	S	3/7	43	0/4			1/1		1/1	1/1	2	5			5							54:24
12	ASHRAF ABDELNASER Merna		1/2	50	0/1	1/1																	8:24
15	EHAB ABOSHWWEKA Noha	S	3/6	50	1/1	0/3				2/2		2			6	2				1			55:51
17	YASSER HUSSEIN Jana		2/3	67		0/1				2/2						1							32:09
18	MOSTAFA ABDELWAHAB Noura																						
19	MOHAMED OREBY Joudy	S	1/3	33		1/2	0/1						1	1									27:26
68	TAMER ATAWWEYA Nada	S	1/1	100		1/1							1				1	1		1			45:17
70	MOHAMED ABDELSALAM Rokaya	S	1/2	50		0/1	1/1																30:00
77	YAMEN MENESY Sama																						
88	MAHMOUD DEABES Sarmada		0/1	0		0/1									3								24:53
89	TAHA ABDELGAWAD Malk	S	0/1	0		0/1																	15:48
90	SAFYEYELDEN SAADALLA Shahd		7/18	39	6/16	0/1			1/1					1	2								35:47
92	NOURELDIN ALI Ganna																						17:18
98	WAEEL SAYED Gihad	S	0/1	0						0/1					1								41:25
99	WAEEL GHONIM Judy		3/6	50	0/2				3/4					1	3	1	1						23:15
	Team / bench																						
	UKUPNO		22/52	42	7/24	3/11	0/3	2/2	0/0	9/10	1/2	2	7	2	3	20	4	3	1	0	2	0	0

#	Surname and name	Saves / shots								
		Tot.	%	9m	6m	Wing	7m	FB	Brk.	LD
92	NOURELDIN ALI Ganna	2/13	15	1/1	0/5	0/2	0/1	1/1	0/3	
98	WAEEL SAYED Gihad	8/34	24	0/1	3/12	2/5	1/2	0/7	2/7	
	TOTAL	10/47	21	1/2	3/17	2/7	1/3	1/8	2/10	0/0

Coach: Ahmed Mohamed Ghaneim

Number of attacks: 66, Efficiency: 33%, Average Duration: 28.39 seconds

### Attack by type of defense

	Shots	9m	6m	Wing	TF	E7	E2
On def. 6-0	16/42	6/21	3/10	0/3	18	2	3
On def. 5-1	3/6	1/3	0/1	0/0	2	0	0
Fastbreak	0/0				0	0	0

### Defense by type

	Total	9m	6m	Wing	Stl.	C7	2m
Def. 6-0	9/15	0/1	5/7	1/3	0	0	0
Def. 5-1	11/18	1/3	6/7	3/6	3	0	0
Def. press.	8/9	0/0	3/4	1/1	1	3	0
Fastbreak	7/8				0	0	2

### Attack with superiority / minority / goalkeeper out

	Attack				Reaction		
	Att.	Eff.	Shots	TF	FB	LD	Tot.
7 on 6 (GK out)	4	25%	1/3	1	0/0	0/0	0/0
6 on 6 (GK out)	1	0%	0/0	1	0/0	0/0	0/0
6 on 5 (GK out)	2	50%	1/1	1	0/0	0/0	0/0
6 on 6	50	30%	15/35	15			
6 on 5	8	50%	4/6	2			
5 on 6	1	100%	1/1	0			

Player superiority / GK out counted at the end of attack (in case it changes during attack)

### Defense with superiority / minority / goalkeeper out

	Attack				Reaction		
	Att.	Eff.	Shots	TF	FB	LD	Tot.
7 on 6 (GK out)	5	60%	3/3	2	0/0	1/1	1/1
6 on 6 (GK out)	5	40%	2/5	0	0/0	0/1	0/1
6 on 6	56	54%	30/39	17			
7 on 5 (GK out)	1	0%	0/1	0	0/0	0/0	0/0
6 on 5 (GK out)	1	100%	1/1	0	0/0	0/0	0/0
6 on 5	2	50%	1/1	1			


Numbers show attacking numbers of opponent. Lower efficiency of opponent means better defense of this team

# Jersey number Tot. Total shooting 6m 6m (line) shooting 9m 9m shooting Wng Wing shooting FB Fastbreak sh. 7m 7m penalty sh.  
 Brk. Breakthrough sh. LD Long distance sh. As. Assists PC Pass clear chance E7 Earned 7m pen. TF Technical faults St. Steals  
 2m 2m punishments C7. Committed 7m E2 Earned 2m pun. YC. Yellow cards R/B Red/Blue cards Blk. Blocks S Starting Line-up

Handball statistics and livescore by Toma-soft ltd (www.toma-soft.hr)



# 10th IHF Women's Youth World Championship 2024



Group G, 1. round

## Match Team Statistics

Match No. 16

## Egypt 22 - 37 Spain

(11 - 19) (11 - 18)

14.8.2024. 18:00

Attendance: 300

Vocational and Technical College

Referees: Henrique Godoy (BRA) / Daniel Magalhaes (BRA)

## Shot distribution by player

<b>5 B. Ahmed Abdelmoezz</b> 0/1	<b>9 S. Mahmoud Elsheref</b> 0/1 1/1 1/1 3 block 1/1 lob	<b>12 M. Ashraf Abdelnaser</b> 1/2	<b>15 N. Ehab Aboshweka</b> 1/1 0/1 2/2 1 miss. 1 block	<b>17 J. Yasser Hussien</b> 0/1 2/2	<b>18 N. Mostafa Abdelwahab</b>	<b>19 J. Mohamed Oreby</b> 1/3
<b>68 N. Tamer Ataweya</b> 1/1	<b>70 R. Mohamed Abdelsalam</b> 1/1 0/1	<b>77 S. Yamen Menesy</b>	<b>88 S. Mahmoud Deabes</b> 0/1	<b>89 M. Taha Abdelgawad</b> 0/1	<b>90 S. Safeyelden Saadalla</b> 0/1 1/3 4/4 0/1 2/2 3 miss. 4 block	<b>99 J. Waled Ghonim</b> 0/1 1/1 1/1 1 miss. 1 block 1/1 lob

## TOTAL

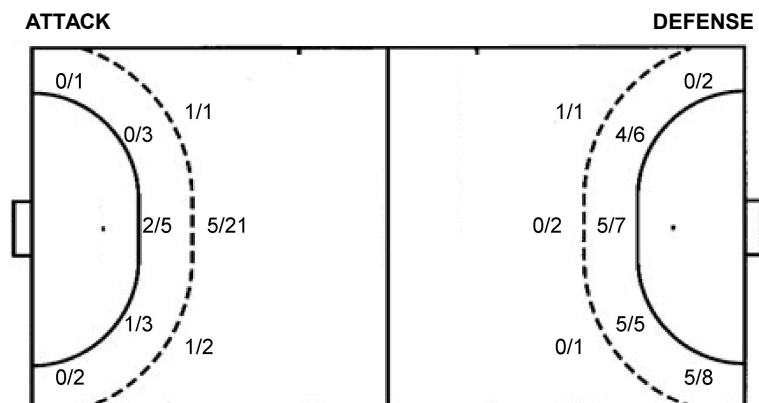
1/1		0/1
1/5	0/2	2/3
12/15	1/4	3/4

5 miss. 9 block 2/2 lob

## Saves distribution goalkeepers

<b>92 G. Nouredin Ali</b> 0/1 0/2 1/3 0/3 0/2	<b>98 G. Wael Sayed</b> 1/3 1/2 1/1 0/5 1/1 0/1 2/14 2/7	<b>TOTAL</b> 1/4 1/2 1/1 0/7 1/1 1/2 3/17 0/3 2/9
--	---	--

## Shots by position



7m penalties 2/2  
Fastbreak 0/0  
Breakthrough 9/10  
Long dist. 1/2

7m penalties 2/3  
Fastbreak 7/8  
Breakthrough 8/10  
Long dist. 0/0

## Shooting statistics

Position	Goals	Sav.	Miss.	Post	Blk.	Total	%
Back (9m)	7	5	4	0	8	24	29
Line (6m)	3	6	1	0	1	11	27
Wing	0	3	0	0	0	3	0
7m penalties	2	0	0	0	0	2	100
Fastbreak	0	0	0	0	0	0	0
Breakthrough	9	1	0	0	0	10	90
<b>Total</b>	<b>21</b>	<b>15</b>	<b>5</b>	<b>0</b>	<b>9</b>	<b>50</b>	<b>42</b>

# Jersey number Tot. Total shooting 6m 6m (line) shooting 9m 9m shooting Wng Wing shooting FB Fastbreak sh. 7m 7m penalty sh.  
Brk. Breakthrough sh. LD Long distance sh. As. Assists PC Pass clear chance E7 Earned 7m pen. TF Technical faults St. Steals  
2m 2m punishments C7. Committed 7m E2 Earned 2m pun. YC. Yellow cards R/B Red/Blue cards Blk. Blocks S Starting Line-up

Handball statistics and livescore by Toma-soft ltd (www.toma-soft.hr)





# 10th IHF Women's Youth World Championship 2024



Group G, 1. round

## Match Team Statistics

Match No. 16

## Egypt 22 - 37 Spain

(11 - 19) (11 - 18)

14.8.2024. 18:00

Attendance: 300

Vocational and Technical College

Referees: Henrique Godoy (BRA) / Daniel Magalhaes (BRA)

### Shot distribution by player

2 A. Ros Quesada

		0/1
3/3		

1 block

3 K. Fonkeng Mfotiog

	0/1	1/1
1/1		1/1

4 L. Arruabarrena Gaztanazpi

		1/1

5 E. Rodriguez Sarasola

	1/1	1/2
2/2		

6 M. Regordan Silva

1/2		1/1

7 B. Rodriguez Lario

1/1		1/1

8 K. Jallow Diallo

1/1		
3/3		
	1/1	

9 N. Solis Rodriguez

3/3		
2/2		2/3

1 post 1 miss. 1 block

10 N. Patino Limes

1/1	1/1	

11 E. Torres Cabello

0/1		

1 miss. 1/1 lob

15 C. Garcia Sanchez

0/1		
		0/1
1/1		1/1

1 block

17 N. Baquedano Mezquiriz

2/2		0/1

18 J. Gonzalez Martinez

0/1		

19 S. Palanqués Martorell

1/1		
1/1		
	1/1	

### TOTAL

3/4	1/2	0/1
7/7	0/1	1/2
14/17	3/3	7/9

1 post 2 miss. 3 block 1/1 lob

### Saves distribution goalkeepers

1 G. Gassama Cissokho

2/3	2/2	0/2
3/11	2/2	1/3

12 U. Bernabe Cobos

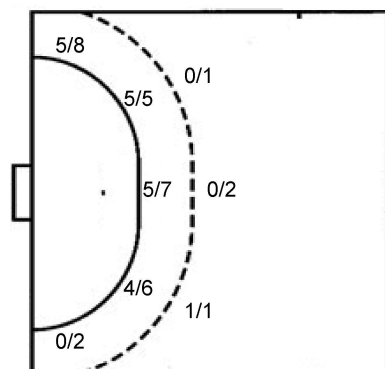
0/1		1/1
2/2		1/1
0/4	1/2	0/1

### TOTAL

0/1		1/1
4/5	2/2	1/3
3/15	3/4	1/4

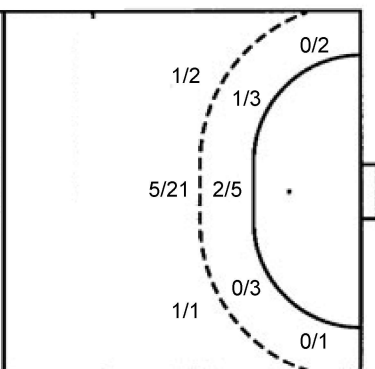
### Shots by position

#### ATTACK



7m penalties 2/3  
Fastbreak 7/8  
Breakthrough 8/10  
Long dist. 0/0

#### DEFENSE



7m penalties 2/2  
Fastbreak 0/0  
Breakthrough 9/10  
Long dist. 1/2

### Shooting statistics

Position	Goals	Sav.	Miss.	Post	Blk.	Total	%
Back (9m)	1	1	0	0	2	4	25
Line (6m)	14	3	0	0	1	18	78
Wing	5	2	2	1	0	10	50
7m penalties	2	1	0	0	0	3	67
Fastbreak	7	1	0	0	0	8	88
Breakthrough	8	2	0	0	0	10	80
<b>Total</b>	<b>37</b>	<b>10</b>	<b>2</b>	<b>1</b>	<b>3</b>	<b>53</b>	<b>70</b>

# Jersey number Tot. Total shooting 6m 6m (line) shooting 9m 9m shooting Wng Wing shooting FB Fastbreak sh. 7m 7m penalty sh.  
Brk. Breakthrough sh. LD Long distance sh. As. Assists PC Pass clear chance E7 Earned 7m pen. TF Technical faults St. Steals  
2m 2m punishments C7. Committed 7m E2 Earned 2m pun. YC. Yellow cards R/B Red/Blue cards Blk. Blocks S Starting Line-up

Handball statistics and livescore by Toma-soft ltd (www.toma-soft.hr)

