



10th IHF Women's Youth World Championship 2024



Group D, 1. round

Match Team Statistics

Match No. 15

Brazil 39 - 21 Kosovo

(19 - 11) (20 - 10)

14.8.2024. 16:00

Attendance: 300

Vocational and Technical College

Referees: Mads Fremstad (NOR) / Jorgen Jorstad (NOR)

Brazil

#	Surname and name	S	Goals / shots								Attack					Def.			Penalties			TP			
			Tot.	%	9m	6m	Wing	7m	FB	Brk.	LD	As.	PC	E7	E2	TF	St.	C7	Bik	YC	2m		R	B	
2	DOS SANTOS GOMES Júlia Vitória	S	2/3	67		1/1		1/1	0/1			3			1	2								30:19	
5	GONÇALVES NUNES Ana Karolina	S	1/2	50				0/1		1/1		1												32:46	
6	MONTEIRO DA SILVA Jisseli Isadora		5/7	71				2/4		3/3														27:13	
8	KOZAR DOVIGO Maria Luiza	S	3/3	100				2/2		1/1					1									32:32	
9	DA SILVA VITOR Lauendy Vitória	S	3/3	100					1/1	1/1	1/1	3	2			5	1							35:23	
11	SANTOS DE SOUSA Joyce		2/3	67	0/1	1/1					1/1	3			1	2								10:58	
13	GRASSMANN FÚCULO Letícia											2				2	1							17:31	
16	DE SOUZA ARAÚJO ROCHA Mellysse											1				1								31:15	
17	RODRIGUES SOARES Beatriz	S	3/3	100		1/1	1/1			1/1			1	1	2	1	3	1				1		30:17	
18	SOUZA Andressa		2/6	33	1/3	1/2				0/1		2	1			1								29:07	
20	TEIXEIRA DE CASTRO Nhauany		4/5	80				2/3		2/2		1				1	1							27:29	
23	VAN LIESHOUT Sofia		3/4	75						3/4		1				1	1	1						17:02	
25	CARDOSO BRANDAO LADEIA Raquel	S	8/11	73	4/7	1/1				2/2	1/1	3	1			3						1		31:27	
27	LUDWIG KIELING Sophia	S										1												28:45	
28	FLORES DA SILVA PEREIRA Luana		3/3	100		3/3							1			1	3	1				1		28:34	
77	LESSA BARROS E SILVA Giulia		0/1	0	0/1							1	1			3								9:22	
	Team / bench																						1		
	UKUPNO		39/54	72	5/12	8/9	7/11	2/2	14/17	3/3	0/0	22	7	2	4	24	14	3	1	1	3	0	0		

#	Surname and name	Saves / shots								
		Tot.	%	9m	6m	Wing	7m	FB	Brk.	LD
16	DE SOUZA ARAÚJO ROCHA Mellysse	8/18	44	2/4	1/6	2/2	0/1	3/4	0/1	
27	LUDWIG KIELING Sophia	7/18	39	3/5	0/2	0/1	0/2	1/4	3/4	
	TOTAL	15/36	42	5/9	1/8	2/3	0/3	4/8	3/5	0/0

Coach: Mauricio Antonucci

Number of attacks: 74, Efficiency: 53%, Average Duration: 21.51 seconds

Attack by type of defense

	Shots	9m	6m	Wing	TF	E7	E2
On def. 6-0	7/9	1/3	3/3	2/2	4	1	1
On def. 5-1	13/23	3/8	4/5	4/8	17	1	3
On def. 4-2	3/3	1/1	1/1	1/1	3	0	0
Fastbreak	14/17				0	0	0

Defense by type

	Total	9m	6m	Wing	Stl.	C7	2m
Def. 6-0	7/19	2/9	4/6	1/3	4	2	0
Def. 5-1	6/11	1/3	3/3	0/2	9	1	0
Def. 4-2	0/2	0/1	0/0	0/0	1	0	0
Def. 3-2-1	1/1	1/1	0/0	0/0	0	0	0
Fastbreak	4/8				0	0	3

Attack with superiority / minority / goalkeeper out

	Attack				Reaction		
	Att.	Eff.	Shots	TF	FB	LD	Tot.
6 on 6	57	47%	27/37	20			
6 on 5	10	70%	7/7	3			
6 on 4	2	100%	2/2	0			
5 on 6	5	60%	3/4	1			

Player superiority / GK out counted at the end of attack (in case it changes during attack)

Defense with superiority / minority / goalkeeper out

	Attack				Reaction		
	Att.	Eff.	Shots	TF	FB	LD	Tot.
7 on 6 (GK out)	1	0%	0/0	1	0/0	0/0	0/0
6 on 6	57	30%	17/33	24			
5 on 6	9	11%	1/3	6			
4 on 6	1	0%	0/0	1			
6 on 5	7	43%	3/5	2			

Numbers show attacking numbers of opponent. Lower efficiency of opponent means better defense of this team

Jersey number Tot. Total shooting 6m 6m (line) shooting 9m 9m shooting Wng Wing shooting FB Fastbreak sh. 7m 7m penalty sh.
 Brk. Breakthrough sh. LD Long distance sh. As. Assists PC Pass clear chance E7 Earned 7m pen. TF Technical faults St. Steals
 2m 2m punishments C7. Committed 7m E2 Earned 2m pun. YC. Yellow cards R/B Red/Blue cards Blk. Blocks S Starting Line-up



10th IHF Women's Youth World Championship 2024



Group D, 1. round

Match Team Statistics

Match No. 15

Brazil 39 - 21 Kosovo

(19 - 11) (20 - 10)

14.8.2024. 16:00

Attendance: 300

Vocational and Technical College

Referees: Mads Fremstad (NOR) / Jorgen Jorstad (NOR)

Shot distribution by player

2 J. Dos Santos Gomes

1/1		1/1

1 miss.

5 A. Gonçalves Nunes

		1/1

1 miss.

6 J. Monteiro Da Silva

2/2		
1/1		
	0/1	

1 post 2/2 lob

8 M. Kozar Dovigo

		1/1
1/1		

1/1 lob

9 L. Da Silva Vitor

		1/1
		2/2

11 J. Santos De Sousa

		1/1
1/1		

1 miss.

13 L. Grassmann Fúculo

17 B. Rodrigues Soares

1/1		
1/1		1/1

18 A. Souza

1/1		
	1/1	

1 post 1 miss. 2 block

20 N. Teixeira De Castro

		2/3
		1/1
		1/1

23 S. Van Lieshout

1/1		
		2/2

1 post

25 R. Cardoso Brandao Ladeia

		1/1
1/1		
3/3	0/1	3/3

1 post 1 block

28 L. Flores Da Silva Pereira

1/1		
1/1		
		1/1

77 G. Lessa Barros E Silva

1 block

TOTAL

6/6		5/6
4/4		2/2
6/6	1/3	12/12

4 post 4 miss. 4 block 3/3 lob

Saves distribution goalkeepers

16 M. De Souza Araújo Rocha

1/1	1/1	0/2
2/2	1/1	2/3
0/3	0/1	1/4

27 S. Ludwig Kieling

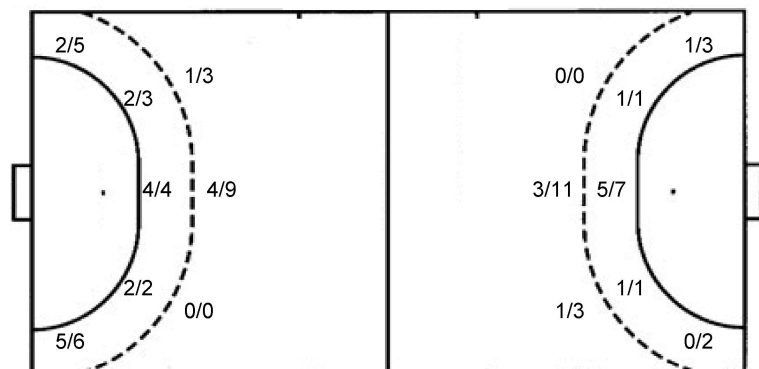
2/2		1/2
0/1	2/2	2/4
	0/2	0/5

TOTAL

3/3	1/1	1/4
2/3	3/3	4/7
0/3	0/3	1/9

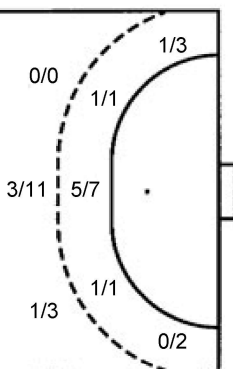
Shots by position

ATTACK



7m penalties 2/2
Fastbreak 14/17
Breakthrough 3/3
Long dist. 0/0

DEFENSE



7m penalties 3/3
Fastbreak 4/8
Breakthrough 2/5
Long dist. 0/0

Shooting statistics


Position	Goals	Sav.	Miss.	Post	Blk.	Total	%
Back (9m)	5	1	1	1	4	12	42
Line (6m)	8	0	1	0	0	9	89
Wing	7	2	1	1	0	11	64
7m penalties	2	0	0	0	0	2	100
Fastbreak	14	0	1	2	0	17	82
Breakthrough	3	0	0	0	0	3	100
Total	39	3	4	4	4	54	72

Jersey number Tot. Total shooting 6m 6m (line) shooting 9m 9m shooting Wng Wing shooting FB Fastbreak sh. 7m 7m penalty sh.
Brk. Breakthrough sh. LD Long distance sh. As. Assists PC Pass clear chance E7 Earned 7m pen. TF Technical faults St. Steals
2m 2m punishments C7. Committed 7m E2 Earned 2m pun. YC. Yellow cards R/B Red/Blue cards Blk. Blocks S Starting Line-up

Handball statistics and livescore by Toma-soft ltd (www.toma-soft.hr)



10th IHF Women's Youth World Championship 2024



Group D, 1. round

Match Team Statistics

Match No. 15

Brazil 39 - 21 Kosovo

(19 - 11) (20 - 10)

14.8.2024. 16:00

Attendance: 300

Vocational and Technical College

Referees: Mads Fremstad (NOR) / Jorgen Jorstad (NOR)

Kosovo

#	Surname and name	S	Goals / shots								Attack				Def.			Penalties				TP			
			Tot.	%	9m	6m	Wing	7m	FB	Brk.	LD	As.	PC	E7	E2	TF	St.	C7	Bik	YC	2m		R	B	
1	PLLANA Albina																								5:20
2	BICI Daorsa											1				1									20:27
5	GOLA Orgesa	S	2/5	40	1/1	1/1	0/1		0/2			2				6									33:55
7	KRASNIQI Arona		1/1	100		1/1						1		1		2									24:56
8	BIBAJ Martina	S	1/3	33	0/1		0/1		1/1				1			2									50:11
9	GJERGJAJ Sara	S	4/8	50	1/3	1/2			1/1	1/2		1		2	3	9	1	1					1		33:57
11	UGLANI Andra	S	2/5	40	1/4	1/1						2	1			1	1		1				2		38:14
12	SHABANI Alina	S											1										1		56:45
15	ZENELI Elona Elin		1/1	100		1/1						1				1	2								17:56
17	UKAJ Klaudia	S	1/1	100		1/1										1			1						23:47
20	MAQEDONCI Laura																								0:31
21	KAMERAJ Zoja																						1		14:19
22	DRESH Diona		4/9	44	0/3	1/2		2/2		1/2			3			9							2		38:46
23	KAMERAJ Sara																						1		8:06
27	IMERAJ Arjeta	S	5/11	45	1/2		1/3	1/1	2/4	0/1			1			1							1		52:50
31	HYSENI Lejla																								
	Team / bench															1							1		
	UKUPNO		21/44	48	4/14	7/9	1/5	3/3	4/8	2/5	0/0	8	7	3	3	34	5	2	4	1	6	0	0		

#	Surname and name	Saves / shots								
		Tot.	%	9m	6m	Wing	7m	FB	Brk.	LD
1	PLLANA Albina	0/4	0		0/3			0/1		
12	SHABANI Alina	3/38	8	1/6	0/5	2/9	0/2	0/13	0/3	
31	HYSENI Lejla									
	TOTAL	3/42	7	1/6	0/8	2/9	0/2	4/14	0/3	0/0

Coach: Mitat Ferati

Number of attacks: 75, Efficiency: 28%, Average Duration: 26.25 seconds

Attack by type of defense

	Shots	9m	6m	Wing	TF	E7	E2
On def. 6-0	7/19	2/9	4/6	1/3	20	2	1
On def. 5-1	6/11	1/3	3/3	0/2	13	1	2
On def. 4-2	0/2	0/1	0/0	0/0	1	0	0
On def. 3-2-1	1/1	1/1	0/0	0/0	0	0	0
Fastbreak	4/8				0	0	0

Defense by type

	Total	9m	6m	Wing	Stl.	C7	2m
Def. 6-0	7/9	1/3	3/3	2/2	0	1	0
Def. 5-1	13/23	3/8	4/5	4/8	5	1	0
Def. 4-2	3/3	1/1	1/1	1/1	0	0	0
Fastbreak	14/17				0	0	6

Attack with superiority / minority / goalkeeper out

	Attack				Reaction		
	Att.	Eff.	Shots	TF	FB	LD	Tot.
7 on 6 (GK out)	1	0%	0/0	1	0/0	0/0	0/0
6 on 6	57	30%	17/33	24			
5 on 6	9	11%	1/3	6			
4 on 6	1	0%	0/0	1			
6 on 5	7	43%	3/5	2			

Player superiority / GK out counted at the end of attack (in case it changes during attack)

Defense with superiority / minority / goalkeeper out

	Attack				Reaction		
	Att.	Eff.	Shots	TF	FB	LD	Tot.
6 on 6	57	47%	27/37	20			
6 on 5	10	70%	7/7	3			
6 on 4	2	100%	2/2	0			
5 on 6	5	60%	3/4	1			

Numbers show attacking numbers of opponent. Lower efficiency of opponent means better defense of this team

Jersey number Tot. Total shooting 6m 6m (line) shooting 9m 9m shooting Wng Wing shooting FB Fastbreak sh. 7m 7m penalty sh.
 Brk. Breakthrough sh. LD Long distance sh. As. Assists PC Pass clear chance E7 Earned 7m pen. TF Technical faults St. Steals
 2m 2m punishments C7. Committed 7m E2 Earned 2m pun. YC. Yellow cards R/B Red/Blue cards Blk. Blocks S Starting Line-up



10th IHF Women's Youth World Championship 2024



Group D, 1. round

Match Team Statistics
Match No. 15

Brazil 39 - 21 Kosovo
(19 - 11) (20 - 10)

14.8.2024. 16:00
Attendance: 300
Vocational and Technical
College

Referees: Mads Fremstad (NOR) / Jorgen Jorstad (NOR)

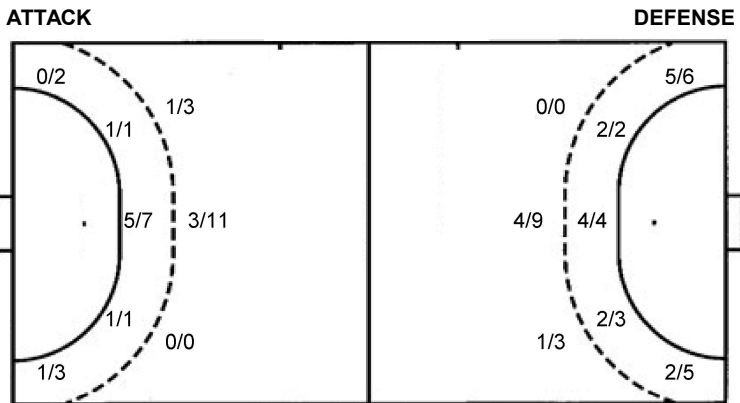
Shot distribution by player

Player	Goals	Shots	Penalties	Misses	Blocks
2 D. Bici	0	1	0	1	0
5 O. Gola	0	1	1	0	0
7 A. Krasniqi	1	1	0	0	0
8 M. Bibaj	1	2	0	1	0
9 S. Gjergjaj	1	3	0	1	1
11 A. Uglani	1	1	0	0	0
15 E. Zeneli	1	1	0	0	0
17 K. Ukaj	1	1	0	0	0
20 L. Maqedonci	0	0	0	0	0
21 Z. Kameraj	0	0	0	0	0
22 D. Dresh	1	3	0	2	0
23 S. Kameraj	0	0	0	0	0
27 A. Imeraj	1	1	0	0	0
TOTAL	3	9	1	5	1

Saves distribution goalkeepers

Goalkeeper	Goals	Shots	Penalties
1 A. Pllana	0	1	0
12 A. Shabani	0	3	0
31 L. Hyseni	0	6	0
TOTAL	0	10	0

Shots by position



Shooting statistics


Position	Goals	Sav.	Miss.	Post	Blk.	Total	%
Back (9m)	4	5	3	1	1	14	29
Line (6m)	7	1	0	1	0	9	78
Wing	1	2	2	0	0	5	20
7m penalties	3	0	0	0	0	3	100
Fastbreak	4	4	0	0	0	8	50
Breakthrough	2	3	0	0	0	5	40
Total	21	15	5	2	1	44	48

7m penalties	3/3	7m penalties	2/2
Fastbreak	4/8	Fastbreak	14/17
Breakthrough	2/5	Breakthrough	3/3
Long dist.	0/0	Long dist.	0/0

Jersey number Tot. Total shooting 6m 6m (line) shooting 9m 9m shooting Wng Wing shooting FB Fastbreak sh. 7m 7m penalty sh.
Brk. Breakthrough sh. LD Long distance sh. As. Assists PC Pass clear chance E7 Earned 7m pen. TF Technical faults St. Steals
2m 2m punishments C7. Committed 7m E2 Earned 2m pun. YC. Yellow cards R/B Red/Blue cards Blk. Blocks S Starting Line-up



10th IHF Women's Youth World Championship 2024



Group D, 1. round

Match Team Statistics

Match No. 15

Brazil 39 - 21 Kosovo

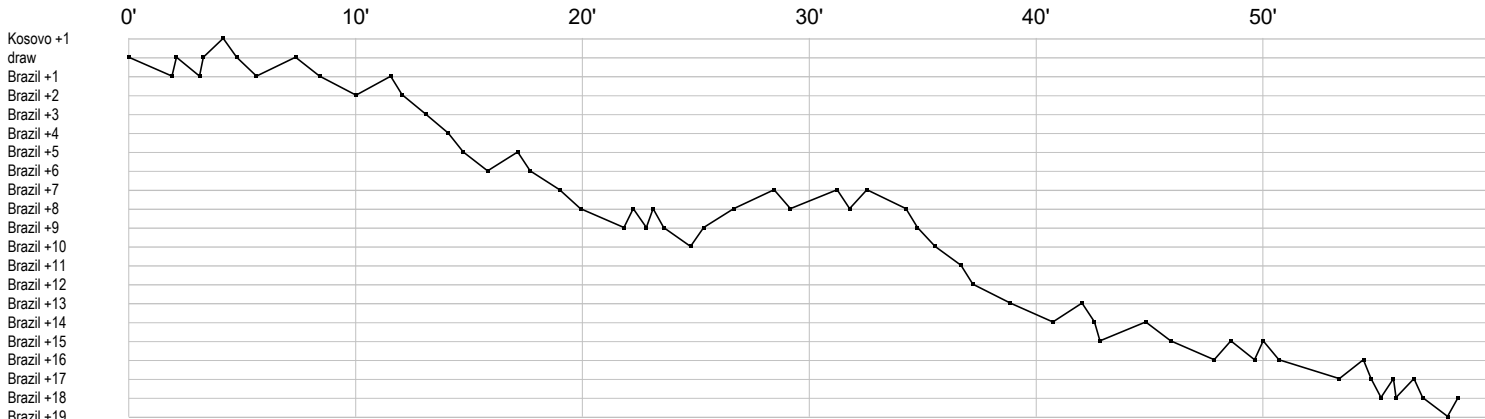
(19 - 11) (20 - 10)

14.8.2024. 16:00

Attendance: 300

Vocational and Technical College

Referees: Mads Fremstad (NOR) / Jorgen Jorstad (NOR)



Brazil

2 Dos Santos	g	a	f		t	a		g	a	i	t															
5 Gonçalves			f		b							g	a													
6 Monteiro Da						g	g	g		ff		g	g	b												
8 Kozar Dovigo			t	g	b	g				g	e	b														
9 Da Silva Vitor	b	t	a	t	g	p	g	a			g	t	a	p	t	t										
11 Santos De											g	ai	a	a		t	f	t	g							
13 Grassmann					a	t	a												bt							
16 De Souza					s	s	r	ars	r	r	r	r	s	s	r	s	r	st	rs	r						
17 Rodrigues	g	c2		i	ei	bg												bbp	t	g						
18 Souza A				f		a	f	f	p						a	g	t	g		f						
20 Teixeira De	a			g	t	bg		g										f	g							
23 Van Lieshout									c		g	t			bg		a	g		f						
25 Cardoso	f	g	f	g	tx	g	g	a	gt	a	g	f								p	t	a	g	g	2	
27 Ludwig	r	r	r	r	r	s	s	sr	s				r								as	r	r	sr	r	s
28 Flores Da									pb		2c	g	g	g	t		b	b								
77 Lessa Barros									t	a	t	t	f	p												

Kosovo

1 Plana A															rr	r	r															
2 Bici D																								t	a							
5 Gola O			f						f	t	g	a	tt										t	gf	a	t	t					
7 Krasniqi A					at	t					g	e																				
8 Bibaj M			t	t											f								f	p		g						
9 Gjergjaj S	t	g	g	ei	f	ff	t	t					f2	t		b	ei	t				c	t	a	t		t	g	t	ig		
11 Uglani A	x		g		a2	ft	f		p													f	b	a	2		g					
12 Shabani A	r	sr	r	r	r	r	r	r	r	r	r	r	r	r	r	r	r	r	r	r	r	r	sr	r	r	r	r	r	r	p		
15 Zeneli E																							t	g		b		ba				
17 Ukaj K															t	g	x															
20 Maqedonci L																																
21 Kameraj Z					c2																											
22 Dresh D					t	ft	x	f	f	g	t				pg	g	t	f	tt	t		t	p	t			pg	f	x			
23 Kameraj S												b																				
27 Imeraj A	g			g		g		f	g	t					2							g	f	p			f	f	f	f		
31 Hyseni L																																

In game	g	Goal scored	f	Missed shot	a	Assist	t	Technical faults	b	Steal
2	2	min suspension	e	Eearned 7m	c	Committed 7m	y	Yellow card	r	Red Card
i	i	Eearned 2min.	x	Block	4	4min suspension	p	Pass for clear chance	s	Saved shot
									r	Received goal