



# 10th IHF Women's Youth World Championship 2024



Group F, 1. round

Match Team Statistics  
Match No. 12

**Norway 43 - 9 Kazakhstan**  
(21 - 2) (22 - 7)

14.8.2024. 20:00  
Attendance: 100  
Olympic Sports Center

Referees: German Araujo (URU) / Nicolas Perdomo (URU)

## Norway

#	Surname and name	S	Goals / shots								Attack				Def.			Penalties			TP			
			Tot.	%	9m	6m	Wing	7m	FB	Brk.	LD	As.	PC	E7	E2	TF	St.	C7	Blk	YC		2m	R	B
1	RO Pernille	S										1												30:00
4	HAGENES Maia Matre	S	4/4	100		3/3				1/1		2				2	5	1		1				40:30
5	HALDORSSON Mali	S	3/3	100	1/1						2/2	7				1		1						24:36
6	BREEN Milla Haugerstuen	S	5/6	83		1/1	0/1			4/4		1				1	1							29:28
8	REFSLAND Vilde		6/8	75		1/1	1/3			4/4					1	2	2							30:25
10	WITH Synne	S	6/6	100				2/2		4/4														47:28
11	HESSEN Julia	S	4/4	100		1/1				1/1	2/2	3				2			1					27:14
12	LANGAARD Leah Isabell	S										1				1								29:20
14	EKERHOVD Sofie Nilssen	S	1/1	100						1/1		5	1			1			1					30:29
16	GUNNARSDOTTIR Ella Briet																							
18	TOMMERVAG Ingeborg Johanne Nyborg	S	3/3	100		3/3						1												19:04
21	GULBRANSEN Vanessa Braten		1/2	50				1/2																11:43
22	HOLTE Othilie Liodden		6/11	55	0/2	2/2				3/4	1/3													19:51
24	ELLINGSEN Julie	S	1/1	100						1/1		1	1			2								29:31
27	KONGSSUND Oda		1/2	50		1/2						1				2						1		22:20
35	LANGSETH Thilla Karoline Molle	S	2/2	100	1/1						1/1	2							1	3				26:21
	Team / bench																							
	UKUPNO		43/53	81	2/4	12/13	4/8	0/0	19/20	6/8	0/0	25	2	0	1	14	8	5	4	1	1	0	0	

#	Surname and name	Saves / shots								
		Tot.	%	9m	6m	Wing	7m	FB	Brk.	LD
1	RO Pernille	6/8	75	2/2		2/2	0/1	0/1	2/2	
12	LANGAARD Leah Isabell	6/13	46	1/2	2/2	1/2	1/2		1/5	
16	GUNNARSDOTTIR Ella Briet									
	TOTAL	12/21	57	3/4	2/2	3/4	1/3	0/1	3/7	0/0

Coach: Ane Victoria Ness Mällberg

Number of attacks: 66, Efficiency: 65%, Average Duration: 18.27 seconds

## Attack by type of defense

	Shots	9m	6m	Wing	TF	E7	E2
On def. 6-0	24/33	2/4	12/13	4/8	14	0	1
Fastbreak	19/20				0	0	0

## Defense by type

	Total	9m	6m	Wing	Stl.	C7	2m
Def. 6-0	2/13	0/7	0/0	1/3	5	3	0
Def. 5-1	4/10	1/2	0/2	0/2	3	2	0
Fastbreak	1/1				0	0	1

## Attack with superiority / minority / goalkeeper out

	Attack				Reaction		
	Att.	Eff.	Shots	TF	FB	LD	Tot.
6 on 6 (GK out)	1	100%	1/1	0	0/0	0/0	0/0
6 on 6	63	63%	40/49	14			
6 on 5	2	100%	2/2	0			

Player superiority / GK out counted at the end of attack (in case it changes during attack)

## Defense with superiority / minority / goalkeeper out

	Attack				Reaction		
	Att.	Eff.	Shots	TF	FB	LD	Tot.
6 on 6	61	15%	9/26	35			
5 on 6	1	0%	0/1	0			
6 on 5	2	0%	0/0	2			


Numbers show attacking numbers of opponent. Lower efficiency of opponent means better defense of this team

# Jersey number Tot. Total shooting 6m 6m (line) shooting 9m 9m shooting Wng Wing shooting FB Fastbreak sh. 7m 7m penalty sh.  
 Brk. Breakthrough sh. LD Long distance sh. As. Assists PC Pass clear chance E7 Earned 7m pen. TF Technical faults St. Steals  
 2m 2m punishments C7. Committed 7m E2 Earned 2m pun. YC. Yellow cards R/B Red/Blue cards Blk. Blocks S Starting Line-up

Handball statistics and livescore by Toma-soft ltd (www.toma-soft.hr)



# 10th IHF Women's Youth World Championship 2024



Group F, 1. round

## Match Team Statistics

Match No. 12

## Norway 43 - 9 Kazakhstan

(21 - 2) (22 - 7)

14.8.2024. 20:00

Attendance: 100

Olympic Sports Center

Referees: German Araujo (URU) / Nicolas Perdomo (URU)

### Shot distribution by player

#### 4 M. Hagenes

3/3		
1/1		

#### 5 M. Haldorsson

		2/2
		1/1

#### 6 M. Breen

1/1		
1/1		
1/1	0/1	

2/2 lob

#### 8 V. Refsland

1/1	1/1	1/2
1/1		2/2

1 post

#### 10 S. With

1/1		3/3
2/2		

#### 11 J. Hessen

1/1		
1/1		2/2

#### 14 S. Ekerhovd

		1/1

#### 18 I. Tommervag

1/1		1/1

1/1 lob

#### 21 V. Gulbrandsen

		0/1
		1/1

#### 22 O. Holte

		2/3
1/1		2/2
		1/1

2 post 1 miss. 1 block

#### 24 J. Ellingsen

1/1		

#### 27 O. Kongssund

		1/1
0/1		

#### 35 T. Langseth

1/1		
1/1		

#### TOTAL

7/7	1/1	9/12
5/6		4/4
7/7	0/1	7/7

3 post 1 miss. 1 block 3/3 lob

### Saves distribution goalkeepers

#### 1 P. Ro

0/1	1/1	1/1
	2/2	
0/1	1/1	1/1

#### 12 L. Langaard

1/3		
1/2	2/2	1/2
1/1	0/1	0/2

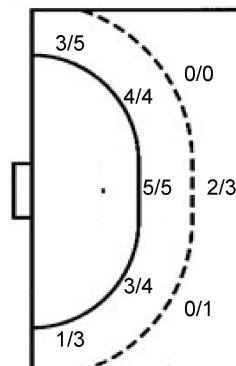
#### 16 E. Gunnarsdottir


#### TOTAL

1/4	1/1	1/1
1/2	4/4	1/2
1/2	1/2	1/3

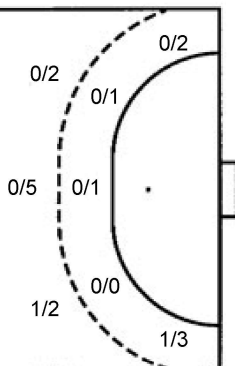
### Shots by position

#### ATTACK



7m penalties	0/0
Fastbreak	19/20
Breakthrough	6/8
Long dist.	0/0

#### DEFENSE



7m penalties	2/5
Fastbreak	1/1
Breakthrough	4/7
Long dist.	0/0

### Shooting statistics


Position	Goals	Sav.	Miss.	Post	Blk.	Total	%
Back (9m)	2	0	1	0	1	4	50
Line (6m)	12	1	0	0	0	13	92
Wing	4	3	0	1	0	8	50
7m penalties	0	0	0	0	0	0	0
Fastbreak	19	1	0	0	0	20	95
Breakthrough	6	0	0	2	0	8	75
<b>Total</b>	<b>43</b>	<b>5</b>	<b>1</b>	<b>3</b>	<b>1</b>	<b>53</b>	<b>81</b>

# Jersey number Tot. Total shooting 6m 6m (line) shooting 9m 9m shooting Wng Wing shooting FB Fastbreak sh. 7m 7m penalty sh.  
 Brk. Breakthrough sh. LD Long distance sh. As. Assists PC Pass clear chance E7 Earned 7m pen. TF Technical faults St. Steals  
 2m 2m punishments C7. Committed 7m E2 Earned 2m pun. YC. Yellow cards R/B Red/Blue cards Blk. Blocks S Starting Line-up

Handball statistics and livescore by Toma-soft ltd (www.toma-soft.hr)



# 10th IHF Women's Youth World Championship 2024



Group F, 1. round

Match Team Statistics

## Norway 43 - 9 Kazakhstan

14.8.2024. 20:00

Match No. 12

(21 - 2) (22 - 7)

Attendance: 100

Olympic Sports Center

Referees: German Araujo (URU) / Nicolas Perdomo (URU)

### Kazakhstan

Players		Goals / shots									Attack					Def.			Penalties				TP		
#	Surname and name	S	Tot.	%	9m	6m	Wing	7m	FB	Brk.	LD	As.	PC	E7	E2	TF	St.	C7	Blk	YC	2m	R		B	
7	ORAZBAYEVA Korkem																								5:16
12	GALYM Kyzzhibek	S																							40:14
15	ERTAZAYEVA Zhanerke	S	1/4	25	0/2			1/2					1			3									37:56
16	ORLOVSKAYA Veronika	S																							19:46
19	KOSHKARALI Makhabbat		0/2	0				0/2																	24:34
20	ALTYNBEEK Karlygash		4/5	80	1/1			1/1		2/3			1	1		11									43:01
27	KOVALYOVA Lyubov		0/3	0	0/1	0/1				0/1						6						1			20:34
28	KOPZHAN Banu	S	2/7	29	0/3			0/1		2/3					1	7									42:59
29	MARAL Guldana															1			1						11:18
35	STOLBOVAYA Darya	S	0/1	0	0/1																				35:09
57	TURSYN Aiyym	S	0/1	0	0/1										1	6									37:19
72	PALEY Kristina	S	0/2	0		0/1		0/1						3		2									42:56
77	FRANKOVSKAYA Yana	S	2/4	50			1/3		1/1				1			1									57:08
Team / bench																									
UKUPNO			9/29	31	1/9	0/2	1/5	2/5	1/1	4/7	0/0		0	3	5	1	37	0	0	1	0	1	0	0	

Goalkeepers		Saves / shots								
#	Surname and name	Tot.	%	9m	6m	Wing	7m	FB	Brk.	LD
12	GALYM Kyzzhibek	3/33	9	0/1	0/7	2/5		1/15	0/5	
16	ORLOVSKAYA Veronika	2/15	13	0/1	1/6	1/2		0/5	0/1	
TOTAL		5/48	10	0/2	1/13	3/7	0/0	1/20	0/6	0/0

Coach:

Number of attacks: 64, Efficiency: 14%, Average Duration: 37.41 seconds

### Attack by type of defense

	Shots	9m	6m	Wing	TF	E7	E2
On def. 6-0	2/13	0/7	0/0	1/3	29	3	1
On def. 5-1	4/10	1/2	0/2	0/2	8	2	0
Fastbreak	1/1				0	0	0

### Defense by type

	Total	9m	6m	Wing	Stl.	C7	2m
Def. 6-0	24/33	2/4	12/13	4/8	0	0	0
Fastbreak	19/20				0	0	1

### Attack with superiority / minority / goalkeeper out

	Attack				Reaction		
	Att.	Eff.	Shots	TF	FB	LD	Tot.
6 on 6	61	15%	9/26	35			
5 on 6	1	0%	0/1	0			
6 on 5	2	0%	0/0	2			

Player superiority / GK out counted at the end of attack (in case it changes during attack)

### Defense with superiority / minority / goalkeeper out

	Attack				Reaction		
	Att.	Eff.	Shots	TF	FB	LD	Tot.
6 on 6 (GK out)	1	100%	1/1	0	0/0	0/0	0/0
6 on 6	63	63%	40/49	14			
6 on 5	2	100%	2/2	0			


Numbers show attacking numbers of opponent. Lower efficiency of opponent means better defense of this team

# Jersey number Tot. Total shooting 6m 6m (line) shooting 9m 9m shooting Wng Wing shooting FB Fastbreak sh. 7m 7m penalty sh.  
 Brk. Breakthrough sh. LD Long distance sh. As. Assists PC Pass clear chance E7 Earned 7m pen. TF Technical faults St. Steals  
 2m 2m punishments C7. Committed 7m E2 Earned 2m pun. YC. Yellow cards R/B Red/Blue cards Blk. Blocks S Starting Line-up

Handball statistics and livescore by Toma-soft ltd (www.toma-soft.hr)



# 10th IHF Women's Youth World Championship 2024



Group F, 1. round

## Match Team Statistics

Match No. 12

## Norway 43 - 9 Kazakhstan

(21 - 2) (22 - 7)

14.8.2024. 20:00

Attendance: 100

Olympic Sports Center

Referees: German Araujo (URU) / Nicolas Perdomo (URU)

### Shot distribution by player

7 K. Orazbayeva


15 Z. Ertazayeva

1/2		

2 block

19 M. Koshkarali

	0/1	

1 post

20 K. Altynbek

2/2	0/1	
		2/2

27 L. Kovalyova

	0/2	
		0/1

28 B. Kopzhan

0/1		1/1
	1/2	

1 post 1 miss. 1 block

29 G. Maral


35 D. Stolbovaya


1 block

57 A. Tursyn

	0/1	

72 K. Paley

		0/1

1 miss.

77 Y. Frankovskaya

		0/1
1/1		
1/2		

TOTAL

3/4	0/1	0/1
1/2	0/4	1/2
1/2	1/2	2/3

2 post 2 miss. 4 block

### Saves distribution goalkeepers

12 K. Galym

0/4	0/1	2/8
0/3		0/4
0/5	1/1	0/4

16 V. Orlovskaya

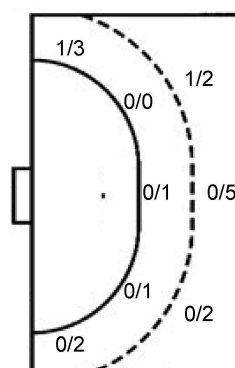
0/3		1/4
1/3		
0/2		0/3

TOTAL

0/7	0/1	3/12
1/6		0/4
0/7	1/1	0/7

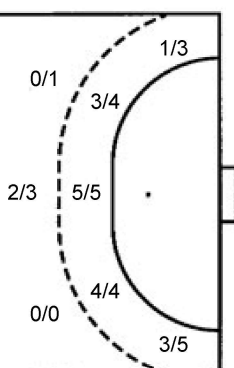
### Shots by position

#### ATTACK



7m penalties 2/5  
Fastbreak 1/1  
Breakthrough 4/7  
Long dist. 0/0

#### DEFENSE



7m penalties 0/0  
Fastbreak 19/20  
Breakthrough 6/8  
Long dist. 0/0

### Shooting statistics


Position	Goals	Sav.	Miss.	Post	Blk.	Total	%
Back (9m)	1	3	1	0	4	9	11
Line (6m)	0	2	0	0	0	2	0
Wing	1	3	0	1	0	5	20
7m penalties	2	1	1	1	0	5	40
Fastbreak	1	0	0	0	0	1	100
Breakthrough	4	3	0	0	0	7	57
<b>Total</b>	<b>9</b>	<b>12</b>	<b>2</b>	<b>2</b>	<b>4</b>	<b>29</b>	<b>31</b>

# Jersey number Tot. Total shooting 6m 6m (line) shooting 9m 9m shooting Wng Wing shooting FB Fastbreak sh. 7m 7m penalty sh.  
Brk. Breakthrough sh. LD Long distance sh. As. Assists PC Pass clear chance E7 Earned 7m pen. TF Technical faults St. Steals  
2m 2m punishments C7. Committed 7m E2 Earned 2m pun. YC. Yellow cards R/B Red/Blue cards Blk. Blocks S Starting Line-up

Handball statistics and livescore by Toma-soft ltd (www.toma-soft.hr)



# 10th IHF Women's Youth World Championship 2024



Group F, 1. round

### Match Team Statistics

## Norway 43 - 9 Kazakhstan

(21 - 2) (22 - 7)

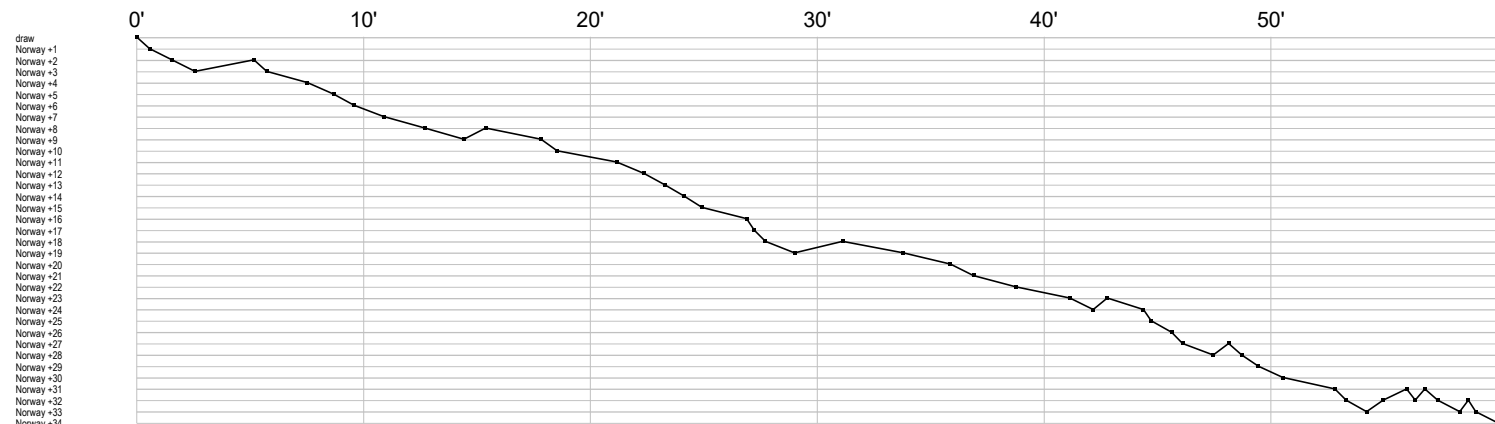
14.8.2024. 20:00

Attendance: 100

Olympic Sports Center

#### Match No. 12

Referees: German Araujo (URU) / Nicolas Perdomo (URU)



### Norway

1	Ro P	r	r	ss	s	s	a	s	s																	
4	Hagenes M	b	b	ayc	g	bg								gb	t				g	t	ab					
5	Haldorsson M	t	g	x	a	a						a	a	a	ca	g	g	a								
6	Breen M	g	g	g	f					t						g	g	ba								
8	Refsland V			f	g	f	t			g	g	bg							t		gb	gi				
10	With S	g	g											g		g				g	g	g				
11	Hessen J			g	a		g	a	t	t	a	g	g	c												
12	Langaard L									r	sa		s		r	s	r	s	t	s	s	r	r	r	r	
14	Ekerhovd S	a	a	a	t		g														c	a	p			
16	Gunnarsdottir																									
18	Tommervag I									g	a		g	g												
21	Gulbrandsen									g				f												
22	Holte O									f	g		g	fg									g	gf	f	f
24	Ellingsen J									t	a				p		t		g							
27	Kongssund O									f					t	t			g	a						
35	Langseth T	a			g	x			x														a	c	g	x

### Kazakhstan

7	Orazbayeva K																										
12	Galym K	r	r	r	r	r	r	sr	r	r	s	r	r	r	r	r	r	r	r	r	r	r	r	r	r	r	r
15	Ertazayeva Z	t		f		f	t	g						t		f				p							
16	Orlovskaya V													ss	r	r	r	r	r	r	r	r	r	r	r	r	
19	Koshkarali M															f										f	
20	Altynbek K			t	t				t	f								e	g	t	t	t	g	t	t	g	
27	Kovalyova L								tf	f	t	t									f	t	t	t	2		
28	Kopzhan B	t	t			t	t	f	f					t				t	f	t			f	g	e	g	f
29	Maral G									t																x	
35	Stolbovaya D									f																	
57	Tursyn A	t		t										t	fi	t	t		t								
72	Paley K				t			e								t			e		f	ef					
77	Frankovskaya				g									f	t			g			p		f				

In game	<b>g</b> Goal scored	<b>f</b> Missed shot	<b>a</b> Assist	<b>t</b> Technical faults	<b>b</b> Steal
<b>2</b> 2min suspension	<b>e</b> Earned 7m	<b>c</b> Committed 7m	<b>y</b> Yellow card	<b>r</b> Red Card	<b>k</b> Blue card
<b>i</b> Earned 2min.	<b>x</b> Block	<b>4</b> 4min suspension	<b>p</b> Pass for clear chance	<b>s</b> Saved shot	<b>r</b> Received goal