



# 10th IHF Women's Youth World Championship 2024



Final Round, 7-8. place

Match Team Statistics  
Match No. 113

**Croatia 30 - 29 Japan**  
(12 - 14) (14 - 12) (SO: 4 - 3)

25.8.2024. 10:30  
Attendance: 300  
International Handball Hall

Referees: Khasan Ismoilov (UZB) / Khasan Ismoilov (UZB)

## Croatia

#	Surname and name	S	Goals / shots							Attack					Def.			Penalties				TP							
			Tot.	%	9m	6m	Wing	7m	FB	Brk.	LD	As.	PC	E7	E2	TF	St.	C7	Blk	YC	2m		R	B					
1	PUDIĆ Lara	S																											18:55
3	IVANČIĆ Una																												17:46
4	VUKOVIĆ Katja	S	6/9	67		2/2	1/1	1/2	0/1	2/3						2		1											54:29
5	ČIČAK Antea		3/4	75	0/1	1/1				2/2					2	2			2	1	1								38:22
7	RENIĆ Lucija	S	4/4	100		1/1	1/1			2/2								1	1										59:13
8	FRATNIK Ivana	S	4/8	50	1/4	2/2	0/1	1/1							6		1	2	2	1	1								42:18
11	BRUSIĆ Mirna		4/8	50	0/1	1/1		1/3		2/2	0/1				3		1	1	4	2									41:11
12	KRALJEVIĆ Nika																												22:06
13	GROZDANIĆ Lucija																												
15	BABARA Veronika	S	5/6	83		3/3	1/1	1/1	0/1						1	1	3		1										51:06
16	TURKALJ Marta																	1											15:43
17	BURDELEZ Nina	S	1/1	100		1/1												1											6:11
18	ZUBAC Josipa																												
21	ĐELEKOVIĆ Tara	S	2/3	67	0/1	2/2									5			5	2	2									43:39
25	DANANIĆ Dora																												
28	MARENDIĆ Klara		1/1	100				1/1																					9:01
Team / bench																			1										
TOTAL			30/44	68	1/7	13/13	3/4	5/8	0/2	8/9	0/1	16	2	3	4	21	6	7	0	1	1	1	0						

#	Surname and name	Saves / shots								
		Tot.	%	9m	6m	Wing	7m	FB	Brk.	LD
1	PUDIĆ Lara	1/11	9		0/3	1/1	0/2	0/3	0/2	
12	KRALJEVIĆ Nika	5/15	33	1/2	1/3	2/2	1/4	0/1	0/3	
16	TURKALJ Marta	2/11	18		1/3	0/2	0/2		1/4	
TOTAL		8/37	22	1/2	2/9	3/5	1/8	0/4	1/9	0/0

Coach: Vedran Krkač

Number of attacks: 62, Efficiency: 48%, Average Duration: 27.61 seconds

### Attack by type of defense

	Shots	9m	6m	Wing	TF	E7	E2
On def. 6-0	12/17	1/6	7/7	2/2	5	1	3
On def. 3-3	13/16	0/1	6/6	1/2	16	2	1
Fastbreak	0/2				0	0	0

### Defense by type

	Total	9m	6m	Wing	Stl.	C7	2m
Def. 6-0	18/37	1/8	7/11	2/6	6	7	0
Fastbreak	4/6				0	0	1

### Attack with superiority / minority / goalkeeper out

	Attack				Reaction		
	Att.	Eff.	Shots	TF	FB	LD	Tot.
7 on 6 (GK out)	4	50%	2/3	1	0/0	0/0	0/0
6 on 6 (GK out)	1	0%	0/0	1	0/0	0/0	0/0
6 on 6	47	47%	22/30	17			
6 on 5	7	86%	6/6	1			
5 on 6	1	0%	0/1	0			
5 on 5	2	0%	0/1	1			

Player superiority / GK out counted at the end of attack (in case it changes during attack)

### Defense with superiority / minority / goalkeeper out


	Attack				Reaction		
	Att.	Eff.	Shots	TF	FB	LD	Tot.
7 on 6 (GK out)	1	0%	0/0	1	0/1	0/0	0/1
6 on 6 (GK out)	3	0%	0/2	1	0/0	0/0	0/0
6 on 6	53	47%	25/43	10			
5 on 6	1	100%	1/1	0			
6 on 5 (GK out)	2	100%	2/2	0	0/1	0/0	0/1
6 on 5	2	50%	1/1	1			

Numbers show attacking numbers of opponent. Lower efficiency of opponent means better defense of this team

# Jersey number Tot. Total shooting 6m 6m (line) shooting 9m 9m shooting Wng Wing shooting FB Fastbreak sh. 7m 7m penalty sh.  
Brk. Breakthrough sh. LD Long distance sh. As. Assists PC Pass clear chance E7 Earned 7m pen. TF Technical faults St. Steals  
2m 2m punishments C7. Committed 7m E2 Earned 2m pun. YC. Yellow cards R/B Red/Blue cards Blk. Blocks S Starting Line-up



# 10th IHF Women's Youth World Championship 2024



Final Round, 7-8. place

## Match Team Statistics

Match No. 113

### Croatia 30 - 29 Japan

(12 - 14) (14 - 12) (SO: 4 - 3)

25.8.2024. 10:30

Attendance: 300

International Handball Hall

Referees: Khasan Ismoilov (UZB) / Khasan Ismoilov (UZB)

## Shot distribution by player

3 U. Ivančić


4 K. Vuković

0/1	1/1	2/2
2/3		1/1

1 post

5 A. Čičak

	1/1	1/1
		1/1

1 miss.

7 L. Renić

1/1		
		2/2

1/1 lob

8 I. Fratnik

1/1		1/1
	0/1	1/1
0/1		1/1

1 post 1 block

11 M. Brusić

	0/1	
		0/1
4/4		0/1

1 miss.

13 L. Grozdanić


15 V. Babara

1/1		
1/1		
	1/2	

2/2 lob

17 N. Burđelez

1/1		

18 J. Zubac


21 T. Đelekovičan

		0/1
1/1		1/1

25 D. Dananić


28 K. Marendić

1/1		

TOTAL

3/4	2/3	4/5
1/1	0/1	2/3
9/11	1/2	5/6

2 post 2 miss. 1 block 3/3 lob

## Saves distribution goalkeepers

1 L. Pudić

0/4	0/1	0/2
1/2		0/1

12 N. Kraljević

0/1		0/1
1/2		
1/4	1/2	2/5

16 M. Turkalj


0/1		
1/3		
0/4		1/3

TOTAL

0/6	0/1	0/3
2/5		
2/10	1/2	3/9

## Shots by position

ATTACK



7m penalties 5/8  
Fastbreak 0/2  
Breakthrough 8/9  
Long dist. 0/1

DEFENSE

7m penalties 7/12  
Fastbreak 4/6  
Breakthrough 8/12  
Long dist. 0/0

## Shooting statistics


Position	Goals	Sav.	Miss.	Post	Blk.	Total	%
Back (9m)	1	3	2	0	1	7	14
Line (6m)	13	0	0	0	0	13	100
Wing	3	0	0	1	0	4	75
7m penalties	5	3	0	0	0	8	63
Fastbreak	0	1	0	1	0	2	0
Breakthrough	8	1	0	0	0	9	89
<b>Total</b>	<b>30</b>	<b>8</b>	<b>2</b>	<b>2</b>	<b>1</b>	<b>43</b>	<b>70</b>

# Jersey number Tot. Total shooting 6m 6m (line) shooting 9m 9m shooting Wng Wing shooting FB Fastbreak sh. 7m 7m penalty sh.  
Brk. Breakthrough sh. LD Long distance sh. As. Assists PC Pass clear chance E7 Earned 7m pen. TF Technical faults St. Steals  
2m 2m punishments C7. Committed 7m E2 Earned 2m pun. YC. Yellow cards R/B Red/Blue cards Blk. Blocks S Starting Line-up

Handball statistics and livescore by Toma-soft ltd (www.toma-soft.hr)



# 10th IHF Women's Youth World Championship 2024



Final Round, 7-8. place

Match Team Statistics  
Match No. 113

**Croatia 30 - 29 Japan**  
(12 - 14) (14 - 12) (SO: 4 - 3)

25.8.2024. 10:30  
Attendance: 300  
International Handball Hall

Referees: Khasan Ismoilov (UZB) / Khasan Ismoilov (UZB)

## Japan

#	Surname and name	S	Goals / shots								Attack				Def.			Penalties			TP					
			Tot.	%	9m	6m	Wing	7m	FB	Brk.	LD	As.	PC	E7	E2	TF	St.	C7	Bik	YC		2m	R	B		
1	FUJIWARA Hirari																							24:30		
2	YASUGAHIRA Yui	S	1/5	20	0/3																			15:45		
4	HIKIDA Ayaka																									
5	OYAMA Sarina																									
6	SAMO Haruhi		3/8	38	0/2	1/1	0/1	2/3		0/1					2		1		2						29:10	
10	MATSUMOTO Yume	S	8/13	62	1/3	2/2		1/2	1/1	3/5					3	2	1			1	1		2		54:25	
11	KAWAKAMI Arisa	S	1/4	25				1/3		0/1					1	3	1		1	1					52:36	
14	NAKAMURA Mami	S	8/8	100		2/2		2/2		4/4					1	3	1		7	1	1		1		57:54	
16	SEKIGUCHI Karen	S																							26:58	
17	ABE Kaede		1/1	100						1/1													1		12:18	
18	KIO Jurina	S	2/4	50				1/2		1/2									3						60:00	
19	MURAMATSU Miku																								2:41	
21	TADA Hinako																								5:19	
23	NAKAO Ai	S	4/10	40		1/5		2/4	1/1							2		1							51:59	
24	TAKAHASHI Aoi																									
25	KATO Mao		1/2	50		1/1		0/1							1		1			1	1				26:25	
	Team / bench																		1							
	TOTAL		29/55	53	1/8	7/11	2/6	7/12	4/6	8/12	0/0				8	9	7	0	13	6	3	1	0	4	0	0

#	Surname and name	Saves / shots								
		Tot.	%	9m	6m	Wing	7m	FB	Brk.	LD
1	FUJIWARA Hirari	3/16	19	0/1	0/4	0/2	1/4	1/1	1/4	
16	SEKIGUCHI Karen	2/15	13	2/2	0/8	0/1			0/4	
21	TADA Hinako	3/7	43	1/1	0/1		2/4		0/1	
	TOTAL	8/38	21	3/4	0/13	0/3	3/8	1/1	1/9	0/0

Coach: So Hee Jang

Number of attacks: 62, Efficiency: 47%, Average Duration: 35.44 seconds

### Attack by type of defense

	Shots	9m	6m	Wing	TF	E7	E2
On def. 6-0	18/37	1/8	7/11	2/6	13	7	0
Fastbreak	4/6				0	0	0

### Defense by type

	Total	9m	6m	Wing	Stl.	C7	2m
Def. 6-0	12/17	1/6	7/7	2/2	1	1	0
Def. 3-3	13/16	0/1	6/6	1/2	5	2	0
Fastbreak	0/2				0	0	4

### Attack with superiority / minority / goalkeeper out

	Attack				Reaction		
	Att.	Eff.	Shots	TF	FB	LD	Tot.
7 on 6 (GK out)	1	0%	0/0	1	0/1	0/0	0/1
6 on 6 (GK out)	3	0%	0/2	1	0/0	0/0	0/0
6 on 6	53	47%	25/43	10			
5 on 6	1	100%	1/1	0			
6 on 5 (GK out)	2	100%	2/2	0	0/1	0/0	0/1
6 on 5	2	50%	1/1	1			

Player superiority / GK out counted at the end of attack (in case it changes during attack)

### Defense with superiority / minority / goalkeeper out


	Attack				Reaction		
	Att.	Eff.	Shots	TF	FB	LD	Tot.
7 on 6 (GK out)	4	50%	2/3	1	0/0	0/0	0/0
6 on 6 (GK out)	1	0%	0/0	1	0/0	0/0	0/0
6 on 6	47	47%	22/30	17			
6 on 5	7	86%	6/6	1			
5 on 6	1	0%	0/1	0			
5 on 5	2	0%	0/1	1			

Numbers show attacking numbers of opponent. Lower efficiency of opponent means better defense of this team

# Jersey number Tot. Total shooting 6m 6m (line) shooting 9m 9m shooting Wng Wing shooting FB Fastbreak sh. 7m 7m penalty sh.  
Brk. Breakthrough sh. LD Long distance sh. As. Assists PC Pass clear chance E7 Earned 7m pen. TF Technical faults St. Steals  
2m 2m punishments C7. Committed 7m E2 Earned 2m pun. YC. Yellow cards R/B Red/Blue cards Blk. Blocks S Starting Line-up



# 10th IHF Women's Youth World Championship 2024



Final Round, 7-8. place

## Match Team Statistics

Match No. 113

## Croatia 30 - 29 Japan

(12 - 14) (14 - 12) (SO: 4 - 3)

25.8.2024. 10:30

Attendance: 300

International Handball Hall

Referees: Khasan Ismoilov (UZB) / Khasan Ismoilov (UZB)

## Shot distribution by player

### 2 Y. Yasugahira

1/1		

1 post 3 miss.

### 4 A. Hikida


### 5 S. Oyama


### 6 H. Samo

1/1		
1/1		
1/1		

1 post 4 miss.

### 10 Y. Matsumoto

2/2	1/1	1/1
1/3		
1/1		2/2

3 miss.

### 11 A. Kawakami

1/1		0/2

1 post

### 14 M. Nakamura

1/1		1/1
3/3	1/1	2/2

### 17 K. Abe


1/1 lob

### 18 J. Kio

1/2		1/1

1 miss.

### 19 M. Muramatsu


### 23 A. Nakao

2/2		
1/1		
0/1	0/1	1/2

2 post 1 miss.

### 24 A. Takahashi


### 25 M. Kato

		1/1

1 post

### TOTAL

6/6	1/1	3/3
3/5		
8/10	1/2	6/9

6 post 12 miss. 1/1 lob

## Saves distribution goalkeepers

### 1 H. Fujiwara

1/3	0/1	0/2
		0/1
0/4	1/2	1/2

### 16 K. Sekiguchi

0/1	0/1	1/3
0/1		0/1
1/3		0/3

### 21 H. Tada

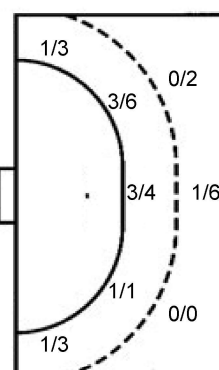
	1/1	1/1
1/4		0/1

### TOTAL

1/4	0/2	1/5
0/1	1/1	1/3
2/11	1/2	1/6

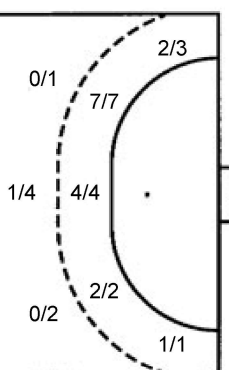
## Shots by position

### ATTACK



7m penalties	7/12
Fastbreak	4/6
Breakthrough	8/12
Long dist.	0/0

### DEFENSE



7m penalties	5/8
Fastbreak	0/2
Breakthrough	8/9
Long dist.	0/1

## Shooting statistics

Position	Goals	Sav.	Miss.	Post	Blk.	Total	%
Back (9m)	1	1	5	1	0	8	13
Line (6m)	7	2	0	2	0	11	64
Wing	2	3	1	0	0	6	33
7m penalties	7	1	2	2	0	12	58
Fastbreak	4	0	1	1	0	6	67
Breakthrough	8	1	3	0	0	12	67
<b>Total</b>	<b>29</b>	<b>8</b>	<b>12</b>	<b>6</b>	<b>0</b>	<b>55</b>	<b>53</b>

# Jersey number Tot. Total shooting 6m 6m (line) shooting 9m 9m shooting Wng Wing shooting FB Fastbreak sh. 7m 7m penalty sh.  
 Brk. Breakthrough sh. LD Long distance sh. As. Assists PC Pass clear chance E7 Earned 7m pen. TF Technical faults St. Steals  
 2m 2m punishments C7. Committed 7m E2 Earned 2m pun. YC. Yellow cards R/B Red/Blue cards Blk. Blocks S Starting Line-up

Handball statistics and livescore by Toma-soft ltd (www.toma-soft.hr)



# 10th IHF Women's Youth World Championship 2024



Final Round, 7-8. place

## Match Team Statistics

Match No. 113

## Croatia 30 - 29 Japan

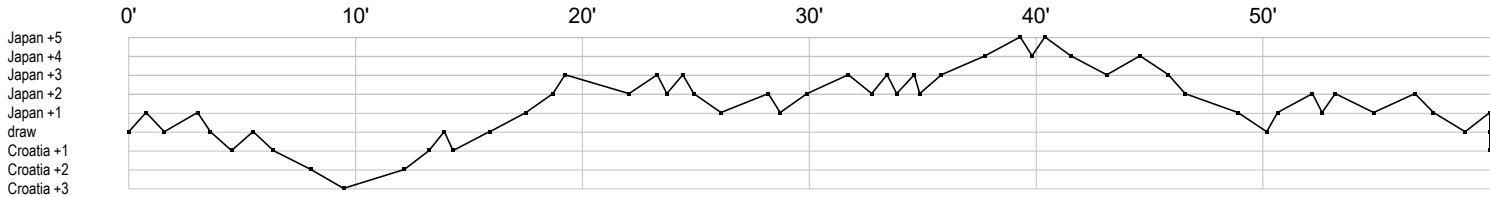
(12 - 14) (14 - 12) (SO: 4 - 3)

25.8.2024. 10:30

Attendance: 300

International Handball Hall

Referees: Khasan Ismoilov (UZB) / Khusan Ismoilov (UZB)



### Croatia

1 Pudić L	r r sr	r r r r r r r							
3 Ivančić U									
4 Vuković K	g g	t g f f	c t f					g g	
5 Čičak A	g p a	t	g a	b g	c t			p	f
7 Renić L	g t		g					g	c
8 Fratnik I	a	bf c	t t	a f			f	ei g	a g g
11 Brusić M			t f	bt g f	e		f	g t a	i a b a
12 Kraljević N								sr r	ss r
13 Grozdanić L									r r r s s r
15 Babara V	t t	g	c i e	g			g		f t
16 Turkalj M			r r s s r	r r r r r					
17 Burdelez N	g t								
18 Zubac J									
21 Đelekovičan T	b a	t c t t a c		g t			a a	f	a t b
25 Dananić D									
28 Marenić K									

### Japan

1 Fujiwara H		r	r s	r r r					t r r s r r r
2 Yasugahira Y	f								g p f f
4 Hikida A									
5 Oyama S									
6 Samo H		t g	fe	a f f a	t g				f
10 Matsumoto Y	g g f g	f	ba e	a gc	f		a f p	f	g 2
11 Kawakami A		f p			p e		g f	p	t a f b
14 Nakamura M	t	p t e t b	g p g		g t a	t g g g g	c 2	t	p t
16 Sekiguchi K	r r r r r						r r r s s	r r	
17 Abe K									
18 Kio J		f	bf b		g b		g		
19 Muramatsu M									
21 Tada H					s	r s r	s	r	
23 Nakao A		e f	g t g		f g		e	f f	f g
24 Takahashi A									
25 Kato M									g e a

In game	g Goal scored	f Missed shot	a Assist	t Technical faults	b Steal
2 2min suspension	e Earned 7m	c Committed 7m	y Yellow card	r Red Card	k Blue card
i Earned 2min.	x Block	4 4min suspension	p Pass for clear chance	s Saved shot	r Received goal