




# 10th IHF Women's Youth World Championship 2024



Final Round, 29-30. place

## Match Team Statistics

Match No. 110

## Chile 19 - 18 Guinea

(11 - 11) (8 - 7)

23.8.2024. 13:30

Attendance: 300

Vocational and Technical  
College

Referees: Maryna Duplii (UKR) / Olena Pobedrina (UKR)

## Chile

Players		Goals / shots									Attack					Def.			Penalties				TP	
#	Surname and name	S	Tot.	%	9m	6m	Wing	7m	FB	Brk.	LD	As.	PC	E7	E2	TF	St.	C7	Blk	YC	2m	R	B	TP
2	BARRAZA Macarena																							9:07
3	GONZÁLEZ Catalina	S	4/6	67		2/4				2/2		2	1	1		5	1	1				1		52:16
4	CANESSA Colomba	S	1/3	33		1/2		0/1				1		2	1	2								45:04
6	MAYHUAY Noa		1/2	50			1/2										1							24:41
7	BAEZA Estefania	S	3/5	60		1/1		0/1	0/1	2/2		2		1	6	7	3	1				1		59:02
9	LARENAS Anais	S	5/9	56	0/2		4/6		1/1				1			2								57:17
10	VALDIVIESO Isidora																							
11	LIZANA Renata	S	1/11	9	0/5	0/1	1/2	0/2	0/1			4	1	1		2								49:56
13	CARRASCO Noelia		1/1	100		1/1							1			1								13:34
14	MILLAN Antonia	S	1/2	50			1/2									2								20:50
16	ULLOA Karina	S																						21:21
28	ALMASIO Anneliese																							
31	FUENTES Antonia																							3:41
33	CAMPOS Renata		2/6	33	1/4			0/1		1/1			2			2								24:32
36	GORE Isabella																							38:39
	Team / bench																							
	UKUPNO		19/45	42	1/11	5/9	7/12	0/5	1/3	5/5	0/0	9	6	5	7	23	5	2	0	0	2	0	0	

Goalkeepers		Saves / shots									
#	Surname and name	Tot.	%	9m	6m	Wing	7m	FB	Brk.	LD	
16	ULLOA Karina	5/16	31	0/1	0/2	1/3	0/1	3/7	1/2		
36	GORE Isabella	8/15	53	2/4	3/4	2/4	1/1	0/1	0/1		
	TOTAL	13/31	42	2/5	3/6	3/7	1/2	3/8	1/3	0/0	

Coach: José Tham

Number of attacks: 61, Efficiency: 31%, Average Duration: 32.77 seconds

## Attack by type of defense

	Shots	9m	6m	Wing	TF	E7	E2
On def. 6-0	5/10	0/2	1/2	3/5	5	0	1
On def. 5-1	11/23	1/9	3/4	4/7	18	5	6
On def. 4-2	2/3	0/0	1/2	0/0	0	0	0
On def. 3-2-1	0/1	0/0	0/1	0/0	0	0	0
Fastbreak	1/3				0	0	0

## Defense by type

	Total	9m	6m	Wing	Stl.	C7	2m
Def. 6-0	9/24	3/6	2/6	3/8	5	2	0
Def. 5-1	3/3	0/0	1/1	1/1	0	0	0
Fastbreak	5/9				0	0	2

## Attack with superiority / minority / goalkeeper out

	Attack				Reaction		
	Att.	Eff.	Shots	TF	FB	LD	Tot.
6 on 6	44	30%	13/25	19			
6 on 5	15	33%	5/12	3			
5 on 6	2	50%	1/1	1			

Player superiority / GK out counted at the end of attack (in case it changes during attack)

## Defense with superiority / minority / goalkeeper out

	Attack				Reaction		
	Att.	Eff.	Shots	TF	FB	LD	Tot.
6 on 6	46	26%	12/25	21			
5 on 6	12	33%	4/5	7			
6 on 5	4	50%	2/4	0			


Numbers show attacking numbers of opponent. Lower efficiency of opponent means better defense of this team

# Jersey number Tot. Total shooting 6m 6m (line) shooting 9m 9m shooting Wng Wing shooting FB Fastbreak sh. 7m 7m penalty sh.  
 Brk. Breakthrough sh. LD Long distance sh. As. Assists PC Pass clear chance E7 Earned 7m pen. TF Technical faults St. Steals  
 2m 2m punishments C7. Committed 7m E2 Earned 2m pun. YC. Yellow cards R/B Red/Blue cards Blk. Blocks S Starting Line-up

Handball statistics and livescore by Toma-soft ltd (www.toma-soft.hr)



# 10th IHF Women's Youth World Championship 2024



Final Round, 29-30. place

## Match Team Statistics

Match No. 110

## Chile 19 - 18 Guinea

(11 - 11) (8 - 7)

23.8.2024. 13:30

Attendance: 300

Vocational and Technical College

Referees: Maryna Duplii (UKR) / Olena Pobedrina (UKR)

### Shot distribution by player

#### 2 M. Barraza


#### 3 C. González

		3/4
	0/1	1/1

#### 4 C. Canessa

0/1		0/1
	1/1	

#### 6 N. Mayhuay

	0/1	
		1/1

#### 7 E. Baeza

2/2		
0/1		1/2

#### 9 A. Larenas

1/2		
2/3	0/1	2/2

1 post

#### 10 I. Valdivieso


#### 11 R. Lizana

0/1		
	0/4	1/2

1 post 2 miss. 1 block

#### 13 N. Carrasco

		1/1

#### 14 A. Millan


1 miss. 1/1 lob

#### 28 A. Almasio


#### 31 A. Fuentes


#### 33 R. Campos

1/1		1/1
0/2		0/1

1 block

#### TOTAL

1/1		4/5
3/8	0/2	1/3
2/4	1/6	6/8

2 post 3 miss. 2 block 1/1 lob

### Saves distribution goalkeepers

#### 16 K. Ulloa

1/4		0/1
2/2		0/1
1/2		1/6

#### 36 I. Gore

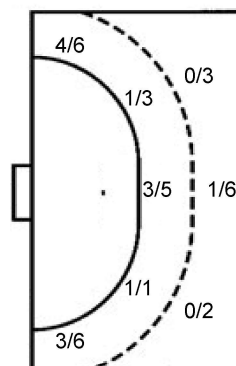
		0/1
2/4	1/1	2/2
1/4	2/3	

#### TOTAL

1/4		0/2
4/6	1/1	2/3
2/6	2/3	1/6

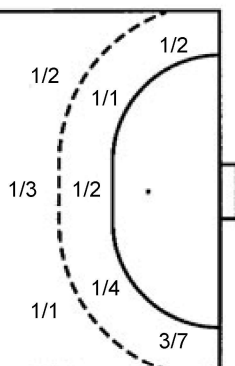
### Shots by position

#### ATTACK



7m penalties	0/5
Fastbreak	1/3
Breakthrough	5/5
Long dist.	0/0

#### DEFENSE



7m penalties	1/2
Fastbreak	5/9
Breakthrough	2/5
Long dist.	0/0

### Shooting statistics

Position	Goals	Sav.	Miss.	Post	Blk.	Total	%
Back (9m)	1	7	1	0	2	11	9
Line (6m)	5	4	0	0	0	9	56
Wing	7	3	1	1	0	12	58
7m penalties	0	4	1	0	0	5	0
Fastbreak	1	1	0	1	0	3	33
Breakthrough	5	0	0	0	0	5	100
<b>Total</b>	<b>19</b>	<b>19</b>	<b>3</b>	<b>2</b>	<b>2</b>	<b>45</b>	<b>42</b>

# Jersey number Tot. Total shooting 6m 6m (line) shooting 9m 9m shooting Wng Wing shooting FB Fastbreak sh. 7m 7m penalty sh.  
 Brk. Breakthrough sh. LD Long distance sh. As. Assists PC Pass clear chance E7 Earned 7m pen. TF Technical faults St. Steals  
 2m 2m punishments C7. Committed 7m E2 Earned 2m pun. YC. Yellow cards R/B Red/Blue cards Blk. Blocks S Starting Line-up

Handball statistics and livescore by Toma-soft ltd (www.toma-soft.hr)



# 10th IHF Women's Youth World Championship 2024



Final Round, 29-30. place

Match Team Statistics

Match No. 110

## Chile 19 - 18 Guinea

(11 - 11) (8 - 7)

23.8.2024. 13:30

Attendance: 300

Vocational and Technical College

Referees: Maryna Duplii (UKR) / Olena Pobedrina (UKR)

### Guinea

Players		Goals / shots									Attack				Def.			Penalties				TP				
#	Surname and name	S	Tot.	%	9m	6m	Wing	7m	FB	Brk.	LD	As.	PC	E7	E2	TF	St.	C7	Bik	YC	2m		R	B		
2	CAMARA Mabinty Delmaya	S	2/5	40			2/5																		44:36	
3	SYLLA N'nady	S	1/1	100		1/1							1	1	1	7	1	2	1			1			58:28	
5	DIALLO Aissatou	S	2/5	40		1/3			0/1	1/1		1	2			4									42:52	
7	TOURE N'nankony		0/1	0			0/1											1				1			11:01	
8	KABA Aminata		0/1	0		0/1																			1:32	
9	CAMARA Bountouraby		2/2	100					2/2								1	2	1				1		19:15	
10	SYLLA Fatoumata															2									4:20	
11	KEITA Fatou	S	0/2	0					0/1	0/1		3	1	1	1	4	3		1			2			40:20	
12	SOUHA Makhissa		2/4	50	1/3		1/1									1	1								14:04	
13	SIDIBE N'nabintou	S	3/5	60			0/1		2/3	1/1		1				2	1	1							55:40	
15	DIALLO Mariama																1						1		14:45	
16	CONTE M'mahawa	S																							58:32	
17	KOUMBASSA Kadiatou	S	6/12	50	2/3	1/2	1/1	1/2	1/2	0/2		4	2			6	1					1			53:08	
22	RICHARD Aicha																								1:27	
Team / bench																										
UKUPNO			18/38	47	3/6	3/7	4/9	1/2	5/9	2/5	0/0	8	7	2	2	28	9	5	2	0	7	0	0			

Goalkeepers		Saves / shots								
#	Surname and name	Tot.	%	9m	6m	Wing	7m	FB	Brk.	LD
16	CONTE M'mahawa	15/34	44	7/8	4/9	3/10		1/2	0/5	
22	RICHARD Aicha	4/4	100				4/4			
TOTAL		19/38	50	7/8	4/9	3/10	4/4	4/2	0/5	0/0

Coach:

Number of attacks: 62, Efficiency: 29%, Average Duration: 25.68 seconds

### Attack by type of defense

	Shots	9m	6m	Wing	TF	E7	E2
On def. 6-0	9/24	3/6	2/6	3/8	27	2	2
On def. 5-1	3/3	0/0	1/1	1/1	1	0	0
Fastbreak	5/9				0	0	0

### Defense by type

	Total	9m	6m	Wing	Stl.	C7	2m
Def. 6-0	5/10	0/2	1/2	3/5	4	0	0
Def. 5-1	11/23	1/9	3/4	4/7	5	5	0
Def. 4-2	2/3	0/0	1/2	0/0	0	0	0
Def. 3-2-1	0/1	0/0	0/1	0/0	0	0	0
Fastbreak	1/3				0	0	7

### Attack with superiority / minority / goalkeeper out

	Attack				Reaction		
	Att.	Eff.	Shots	TF	FB	LD	Tot.
6 on 6	46	26%	12/25	21			
5 on 6	12	33%	4/5	7			
6 on 5	4	50%	2/4	0			

Player superiority / GK out counted at the end of attack (in case it changes during attack)

### Defense with superiority / minority / goalkeeper out

	Attack				Reaction		
	Att.	Eff.	Shots	TF	FB	LD	Tot.
6 on 6	44	30%	13/25	19			
6 on 5	15	33%	5/12	3			
5 on 6	2	50%	1/1	1			


Numbers show attacking numbers of opponent. Lower efficiency of opponent means better defense of this team

# Jersey number Tot. Total shooting 6m 6m (line) shooting 9m 9m shooting Wng Wing shooting FB Fastbreak sh. 7m 7m penalty sh.  
 Brk. Breakthrough sh. LD Long distance sh. As. Assists PC Pass clear chance E7 Earned 7m pen. TF Technical faults St. Steals  
 2m 2m punishments C7. Committed 7m E2 Earned 2m pun. YC. Yellow cards R/B Red/Blue cards Blk. Blocks S Starting Line-up

Handball statistics and livescore by Toma-soft ltd (www.toma-soft.hr)



# 10th IHF Women's Youth World Championship 2024



Final Round, 29-30. place

## Match Team Statistics

Match No. 110

## Chile 19 - 18 Guinea

(11 - 11) (8 - 7)

23.8.2024. 13:30

Attendance: 300

Vocational and Technical College

Referees: Maryna Duplii (UKR) / Olena Pobedrina (UKR)

### Shot distribution by player

#### 2 M. Camara

1/2		
		1/1
	0/1	

1 miss.

#### 3 N. Sylla

1/1		

#### 5 A. Diallo

0/2		
2/2		

1 miss.

#### 7 N. Toure


1 post

#### 8 A. Kaba

	0/1	

#### 9 B. Camara

		2/2

#### 10 F. Sylla


#### 11 F. Keita

0/1		0/1

#### 12 M. Soumah

1/1		
0/1	1/1	

1 post

#### 13 N. Sidibe

		2/2
0/1		0/1
		1/1

#### 15 M. Diallo


#### 17 K. Koumbassa

1/1		
1/2	0/1	0/1
2/2		2/2

1 post 2 miss.

#### TOTAL

3/4		2/2
2/6	0/1	1/3
4/6	1/3	5/6

3 post 4 miss.

### Saves distribution goalkeepers

#### 16 M. Conte

0/1		1/5
3/6	2/2	2/3
1/3	4/5	2/8

#### 22 A. Richard

2/2		
1/1	1/1	

#### TOTAL

0/1		1/5
5/8	2/2	2/3
2/4	5/6	2/8

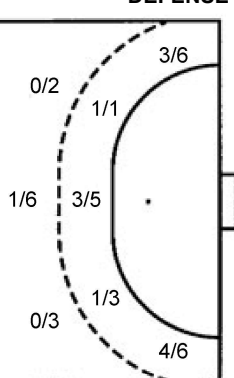
### Shots by position

#### ATTACK



7m penalties	1/2
Fastbreak	5/9
Breakthrough	2/5
Long dist.	0/0

#### DEFENSE



7m penalties	0/5
Fastbreak	1/3
Breakthrough	5/5
Long dist.	0/0

### Shooting statistics


Position	Goals	Sav.	Miss.	Post	Blk.	Total	%
Back (9m)	3	2	0	1	0	6	50
Line (6m)	3	3	1	0	0	7	43
Wing	4	3	1	1	0	9	44
7m penalties	1	1	0	0	0	2	50
Fastbreak	5	3	1	0	0	9	56
Breakthrough	2	1	1	1	0	5	40
<b>Total</b>	<b>18</b>	<b>13</b>	<b>4</b>	<b>3</b>	<b>0</b>	<b>38</b>	<b>47</b>

# Jersey number Tot. Total shooting 6m 6m (line) shooting 9m 9m shooting Wng Wing shooting FB Fastbreak sh. 7m 7m penalty sh.  
 Brk. Breakthrough sh. LD Long distance sh. As. Assists PC Pass clear chance E7 Earned 7m pen. TF Technical faults St. Steals  
 2m 2m punishments C7. Committed 7m E2 Earned 2m pun. YC. Yellow cards R/B Red/Blue cards Blk. Blocks S Starting Line-up

Handball statistics and livescore by Toma-soft ltd (www.toma-soft.hr)



# 10th IHF Women's Youth World Championship 2024



Final Round, 29-30. place

## Match Team Statistics

Match No. 110

## Chile 19 - 18 Guinea

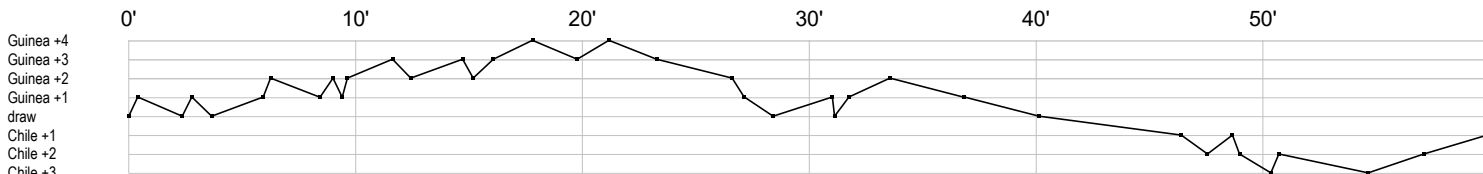
(11 - 11) (8 - 7)

23.8.2024. 13:30

Attendance: 300

Vocational and Technical College

Referees: Maryna Duplii (UKR) / Olena Pobedrina (UKR)



### Chile

2 Barraza M																														
3 González C	t	a	t	g	f	g		g	a	t		f	e	t	p	b	g	t		2c										
4 Canessa C		f	a		g		f				ie						t		t		e									
6 Mayhuay N									g							b	f													
7 Baeza E	i	t	t		t	2c		a	ie		gbi			t	f		i	bia	g	i	t	bf	g	t						
9 Larenas A	g	g	p				f			f	g			f	gf			g	t			t								
10 Valdieso I																														
11 Lizana R	a		ff				a			f	p	a	f	f		tg		e	t			f	a	f	f	f				
13 Carrasco N														g		t	p													
14 Millan A			t		t					g		f																		
16 Ulloa K	r	s	s	r	rr		r	r	s	s	r	r	r	r	r															
28 Almasio A																														
31 Fuentes A																														
33 Campos R									t	f	p		f	f					fg		t	p		g						
36 Gore I													s		s	r	r	s	r	s	s				r	r	s	s	r	s

### Guinea

2 Camara M	g						f	g																			f		f													
3 Sylla N				g					tt	2		t	t	p					c	t	b		t			t		c	x	ie												
5 Diallo A	f	a	f																g	f		t	t	t	g	p	p															
7 Toure N																f	2c																									
8 Kaba A															f																											
9 Camara B					bgbg	t										2c																										
10 Sylla F													t																													
11 Keita F	a	b	f	2						t	bf	b	ie	a	x	t												a	2													
12 Soumah M															f						f	t					b				g											
13 Sidibe N					g		f			g											t	p	t	c			b	g		f												
15 Diallo M																								t	2																	
16 Conte M	r	r	s		s	r	sr		r	s	r		s	r		s	sr		rr	sr	r	s	s	r	s	r		s	sr	r	r	sr	s	r								
17 Koumbassa K	a	g	p	t	t	a	a	p	g		bg		g	ff	t		g	g	a	f					t	2		tf		tf		tf		f								
22 Richard A												s													s		s															s

In game	g	Goal scored	f	Missed shot	a	Assist	t	Technical faults	b	Steal
2 2min suspension	e	Eearned 7m	c	Committed 7m	y	Yellow card	r	Red Card	k	Blue card
i Eearned 2min.	x	Block	4	4min suspension	p	Pass for clear chance	s	Saved shot	r	Received goal