10th IHF Women's Youth World Championship 2024

Final Round, 31-32. place

Match Team Statistics
Match No. 109

Greenland 18 - 27 Canada
(9 - 13) (9 - 14)

23.8.2024. 11:15
Attendance: 280
Vocational and Technical College

Referees: Mahmoud El Beltagy (EGY) / Hamdy Mahmoud (EGY)

Greenland

Players			Goals / shots									Attack					Def.			Penalties				TP
#	Surname and name	S	Tot.	%	9m	6m	Wing	7m	FB	Brk.	LD	As.	PC	E7	E2	TF	St.	C7	Blk	YC	2m	R	B	
2	KREUTZMANN Paarma Louise																							
3	KNUDSEN Niviaq Sara Skifte																							
5	KLEIST Hannah Nuuno Marie Nielsen	S	3/5	60		1/2	0/1		1/1	1/1		1				3								45:43
6	JENSEN Bea Najaaraq Mathaussen		0/3	0	0/3								3			3			1					30:41
7	BERTHELSEN Tukummeq Lisette Klesit		0/1	0	0/1								1											18:26
9	PETERSEN Kira Brandt	S	3/4	75			2/3		1/1							1	1	1						59:55
13	PETERSEN Najaaja Louise Rossen																							
14	MOLLER Amaunalik Maja Geisler		0/2	0	0/1					0/1						2	2							24:58
15	BERTHELSEN Arnannguaq Paninnguaq Ane Ingr	S	3/5	60	0/1	3/4																		43:13
16	JAKOBSEN Jaliina Vivi Asasaq Lund																							
17	PETERSEN Pilunnquaq	S	2/5	40	1/3					1/2		4			2	4	2							37:43
18	PETERSEN Ivaana Esther Mia Ravn Lennert	S																						54:53
22	PETERSEN Hannah Emilie Steenholdt	S	0/2	0			0/2																	38:55
23	HEILMANN Najaaraq Maren Eva		1/5	20	0/3	1/2						1	1			1								19:27
24	LUNDBLAD Nadia Aia																							
26	BJORNESTAD Madeline	S	6/12	50	4/9			1/1		1/1	0/1	1	1	1	2	5		2	1		1			45:35
	Team / bench																							
	UKUPNO		18/44	41	5/21	5/8	2/6	1/1	2/2	3/5	0/1	7	6	1	4	19	5	3	2	0	1	0	0	

Goalkeepers		Saves / shots								
#.	Surname and name	Tot.	%	9m	6m	Wing	7m	FB	Brk.	LD
16	JAKOBSEN Jaliina Vivi Asasaq Lund									
18	PETERSEN Ivaana Esther Mia Ravn Lennert	6/33	18	2/10	3/12	1/6	0/3		0/2	
	TOTAL	6/33	18	2/10	3/12	1/6	0/3	0/0	0/2	0/0

Coach: **Victoria Ane Budek Svendsen**

Number of attacks: 59, Efficiency: 31%, Average Duration: 28.98 seconds

Attack by type of defense

	Shots	9m	6m	Wing	TF	E7	E2
On def. 6-0	8/20	3/10	2/4	1/3	6	1	3
On def. 5-1	7/20	2/11	3/4	1/3	12	0	1
On def. press.	0/0	0/0	0/0	0/0	1	0	0
Fastbreak	2/2				0	0	0

Defense by type

	Total	9m	6m	Wing	Stl.	C7	2m
Def. 6-0	23/42	8/20	8/12	5/8	5	3	0
Def. 3-3	1/2	0/1	1/1	0/0	0	0	0
Fastbreak	0/0				0	0	1

Attack with superiority / minority / goalkeeper out

	Attack				Reaction		
	Att.	Eff.	Shots	TF	FB	LD	Tot.
7 on 6 (GK out)	5	20%	1/3	2	0/0	0/0	0/0
7 on 5 (GK out)	1	0%	0/1	0	0/0	0/0	0/0
6 on 6	44	30%	13/29	15			
6 on 5	7	57%	4/6	1			
5 on 6	2	0%	0/1	1			

Player superiority / GK out counted at the end of attack (in case it changes during attack)

Defense with superiority / minority / goalkeeper out

	Attack				Reaction		
	Att.	Eff.	Shots	TF	FB	LD	Tot.
7 on 6 (GK out)	2	50%	1/2	0	0/0	0/0	0/0
6 on 6 (GK out)	6	50%	3/5	1	0/0	0/1	0/1
6 on 6	46	46%	21/31	15			
6 on 5	3	67%	2/2	1			

Numbers show attacking numbers of oponnent. Lower efficiency of oponnent means better defense of this team

#	Jersey number	**Tot.**	Total shooting	**6m**	6m (line) shooting	**9m**	9m shooting	**Wng**	Wing shooting	**FB**	Fastbreak sh.	**7m**	7m penalty sh.
Brk.	Breakthrough sh.	**LD**	Long distance sh.	**As.**	Assists	**PC**	Pass clear chance	**E7**	Earned 7m pen.	**TF**	Technical faults	**St.**	Steals
2m	2m punishments	**C7.**	Commited 7m	**E2**	Earned 2m pun.	**YC.**	Yellow cards	**R/B**	Red/Blue cards	**Blk.**	Blocks	**S**	Starting Line-up

10th IHF Women's Youth World Championship 2024

Final Round, 31-32. place

Match Team Statistics
Match No. 109

Greenland 18 - 27 Canada
(9 - 13) (9 - 14)

23.8.2024. 11:15
Attendance: 280
Vocational and Technical College

Referees: Mahmoud El Beltagy (EGY) / Hamdy Mahmoud (EGY)

Shot distribution by player

2 P. Kreutzmann

3 N. Knudsen

5 H. Kleist

1/1		1/1
1/1		0/1

1 miss.

6 B. Jensen

0/1		

1 post 1 block

7 T. Berthelsen

	0/1	

9 K. Petersen

1/1	0/1	
		1/1
1/1		

13 N. Petersen

14 A. Moller

		0/1
0/1		

15 A. Berthelsen

1/1		0/1
		2/2

1 miss.

17 P. Petersen

1/1		
		1/1
		0/1

2 post

22 H. Petersen

		0/1
		0/1

23 N. Heilmann

	0/1	
		1/1

1 post 1 miss. 1 block

24 N. Lundblad

26 M. Bjornestad

		2/2
1/1		1/1
1/1	0/1	1/1

4 miss. 1 block

TOTAL

3/3	0/1	3/4
2/3	0/2	3/5
3/4	0/1	4/7

4 post 7 miss. 3 block

Saves distribution goalkeepers

16 J. Jakobsen

18 I. Petersen

0/2	0/1	0/2
0/4		1/2
2/12	2/2	1/8

TOTAL

0/2	0/1	0/2
0/4		1/2
2/12	2/2	1/8

Shots by position

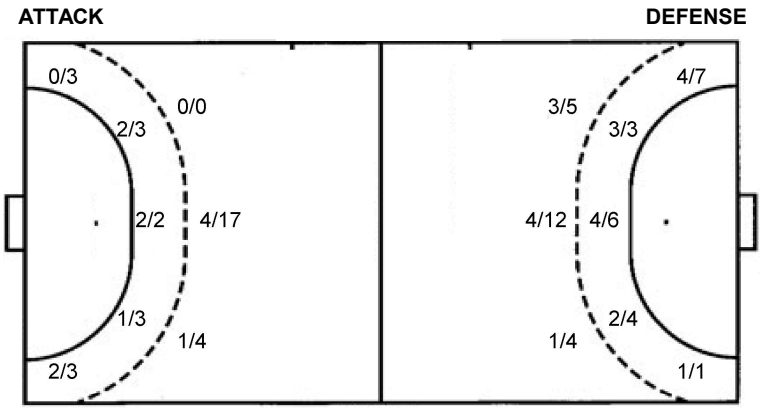

7m penalties	1/1	7m penalties	3/3
Fastbreak	2/2	Fastbreak	0/0
Breakthrough	3/5	Breakthrough	2/2
Long dist.	0/1	Long dist.	0/0

Shooting statistics

Position	Goals	Sav.	Miss.	Post	Blk.	Total	%
Back (9m)	5	6	4	3	3	21	24
Line (6m)	5	1	2	0	0	8	63
Wing	2	4	0	0	0	6	33
7m penalties	1	0	0	0	0	1	100
Fastbreak	2	0	0	0	0	2	100
Breakthrough	3	1	0	1	0	5	60
Total	**18**	**12**	**6**	**4**	**3**	**43**	**42**

#	Jersey number	**Tot.**	Total shooting	**6m**	6m (line) shooting	**9m**	9m shooting	**Wng**	Wing shooting	**FB**	Fastbreak sh.	**7m**	7m penalty sh.
Brk.	Breakthrough sh.	**LD**	Long distance sh.	**As.**	Assists	**PC**	Pass clear chance	**E7**	Earned 7m pen.	**TF**	Technical faults	**St.**	Steals
2m	2m punishments	**C7.**	Commited 7m	**E2**	Eearned 2m pun.	**YC.**	Yellow cards	**R/B**	Red/Blue cards	**Blk.**	Blocks	**S**	Starting Line-up

10th IHF Women's Youth World Championship 2024

Final Round, 31-32. place

Match Team Statistics
Match No. 109

Greenland 18 - 27 Canada
(9 - 13) (9 - 14)

23.8.2024. 11:15
Attendance: 280
Vocational and Technical College

Referees: Mahmoud El Beltagy (EGY) / Hamdy Mahmoud (EGY)

Canada

Players			Goals / shots									Attack					Def.			Penalties				TP
#	Surname and name	S	Tot.	%	9m	6m	Wing	7m	FB	Brk.	LD	As.	PC	E7	E2	TF	St.	C7	Blk	YC	2m	R	B	
4	REID Maxim		0/1	0			0/1							1		4	1							38:49
6	RENY Annabelle		1/1	100			1/1												1					22:45
7	LECLAIR Amélie	S	3/5	60	0/2	2/2		1/1				2				1					1			45:29
8	BLAIS Doriane																							9:21
9	LANDRY Gabrielle		2/3	67		2/3															1			19:04
10	BEN HASSIN Hadyle		2/5	40	0/2		0/1	2/2								1		1						8:32
12	JANELLE Rosemary	S																						14:07
13	BOULY Aurélie																							9:16
14	BOISCLAIR Florence	S	6/11	55	5/10		1/1					3	1			1	2				1			48:15
15	RIOUX Sofia	S	1/1	100		1/1										1								24:25
16	FLORESCU Alice																							33:25
19	HALUS-UDREA Clara Maria	S	2/3	67			2/3																	20:47
20	VON KUSTER Brynn		2/2	100			1/1			1/1		1				1								20:35
22	LEMAIRE Mahély	S	5/11	45	3/7	1/3				1/1		2	2			6	1				1			40:48
26	FOURNIER Chloé	S	2/3	67		2/3								1		1			3					44:45
37	VRDOLJAK Katarina		1/1	100		1/1							1	1	1									19:37
	Team / bench															1								
	UKUPNO		27/47	57	8/21	9/13	5/8	3/3	0/0	2/2	0/0	8	4	3	1	17	4	1	4	0	4	0	0	

Goalkeepers		Saves / shots								
#.	Surname and name	Tot.	%	9m	6m	Wing	7m	FB	Brk.	LD
12	JANELLE Rosemary	3/10	30	0/1	1/3	1/1		0/2	1/3	
13	BOULY Aurélie	1/3	33	0/1		1/2				
16	FLORESCU Alice	8/17	47	6/9	0/3	2/3	0/1		0/1	
	TOTAL	12/30	40	6/11	1/6	4/6	0/1	0/2	1/4	0/0

Coach: **Eric Choquette**

Number of attacks: 57, Efficiency: 47%, Average Duration: 32.93 seconds

Attack by type of defense

	Shots	9m	6m	Wing	TF	E7	E2
On def. 6-0	23/42	8/20	8/12	5/8	16	3	1
On def. 3-3	1/2	0/1	1/1	0/0	1	0	0
Fastbreak	0/0				0	0	0

Defense by type

	Total	9m	6m	Wing	Stl.	C7	2m
Def. 6-0	8/20	3/10	2/4	1/3	0	1	0
Def. 5-1	7/20	2/11	3/4	1/3	4	0	0
Fastbreak	2/2				0	0	4

Attack with superiority / minority / goalkeeper out

	Attack				Reaction		
	Att.	Eff.	Shots	TF	FB	LD	Tot.
7 on 6 (GK out)	2	50%	1/2	0	0/0	0/0	0/0
6 on 6 (GK out)	6	50%	3/5	1	0/0	0/1	0/1
6 on 6	46	46%	21/31	15			
6 on 5	3	67%	2/2	1			

Player superiority / GK out counted at the end of attack (in case it changes during attack)

Defense with superiority / minority / goalkeeper out

	Attack				Reaction		
	Att.	Eff.	Shots	TF	FB	LD	Tot.
7 on 6 (GK out)	5	20%	1/3	2	0/0	0/0	0/0
7 on 5 (GK out)	1	0%	0/1	0	0/0	0/0	0/0
6 on 6	44	30%	13/29	15			
6 on 5	7	57%	4/6	1			
5 on 6	2	0%	0/1	1			

Numbers show attacking numbers of oponnent. Lower efficiency of oponnent means better defense of this team

#	Jersey number	**Tot.**	Total shooting	**6m**	6m (line) shooting	**9m**	9m shooting	**Wng**	Wing shooting	**FB**	Fastbreak sh.	**7m**	7m penalty sh.
Brk.	Breakthrough sh.	**LD**	Long distance sh.	**As.**	Assists	**PC**	Pass clear chance	**E7**	Eearned 7m pen.	**TF**	Technical faults	**St.**	Steals
2m	2m punishments	**C7.**	Commited 7m	**E2**	Eearned 2m pun.	**YC.**	Yellow cards	**R/B**	Red/Blue cards	**Blk.**	Blocks	**S**	Starting Line-up

10th IHF Women's Youth World Championship 2024

Final Round, 31-32. place

Match Team Statistics
Match No. 109

Greenland 18 - 27 Canada
(9 - 13) (9 - 14)

23.8.2024. 11:15
Attendance: 280
Vocational and Technical College

Referees: Mahmoud El Beltagy (EGY) / Hamdy Mahmoud (EGY)

Shot distribution by player

4 M. Reid

1 post

6 A. Reny

1/1		

7 A. Leclair

1/1		
1/1		1/1

1 miss. 1 block

8 D. Blais

9 G. Landry

2/2	0/1	

10 H. Ben Hassin

		1/1
1/2		

1 miss. 1 block

14 F. Boisclair

1/1		
3/4		2/2

3 post 1 block

15 S. Rioux

1/1		

19 C. Halus-Udrea

	1/1	
1/1		

1 post

20 B. Von Kuster

1/1		1/1

22 M. Lemaire

		1/1
1/1		0/1
1/1	0/1	2/3

1 post 2 miss.

26 C. Fournier

1/1		
		1/1

1 post

37 K. Vrdoljak

		1/1

TOTAL

2/2	1/1	2/2
4/4		1/2
10/12	0/2	7/8

7 post 4 miss. 3 block

Saves distribution goalkeepers

12 R. Janelle

0/2		1/2
0/1	1/1	
0/2		1/2

13 A. Bouly

0/1	1/1	
		0/1

16 A. Florescu

		0/2
1/2	1/1	2/5
1/2	1/1	2/4

TOTAL

0/3	1/1	1/4
1/3	2/2	2/5
1/4	1/1	3/7

Shots by position

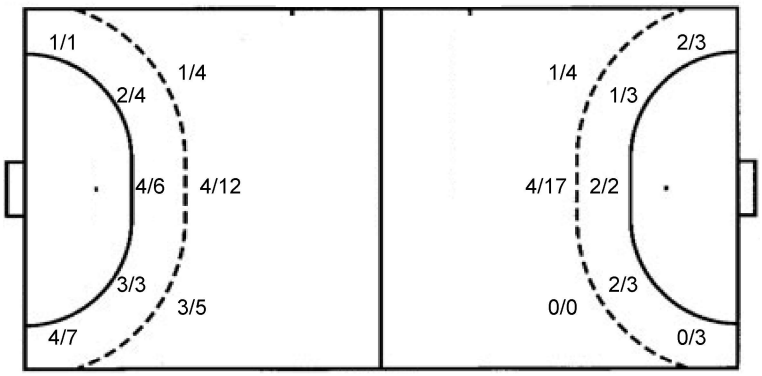

7m penalties	3/3	7m penalties	1/1
Fastbreak	0/0	Fastbreak	2/2
Breakthrough	2/2	Breakthrough	3/5
Long dist.	0/0	Long dist.	0/1

Shooting statistics

Position	Goals	Sav.	Miss.	Post	Blk.	Total	%
Back (9m)	8	2	4	4	3	21	38
Line (6m)	9	3	0	1	0	13	69
Wing	5	1	0	2	0	8	63
7m penalties	3	0	0	0	0	3	100
Fastbreak	0	0	0	0	0	0	0
Breakthrough	2	0	0	0	0	2	100
Total	**27**	**6**	**4**	**7**	**3**	**47**	**57**

#	Jersey number	**Tot.**	Total shooting	**6m**	6m (line) shooting	**9m**	9m shooting	**Wng**	Wing shooting	**FB**	Fastbreak sh.	**7m**	7m penalty sh.
Brk.	Breakthrough sh.	**LD**	Long distance sh.	**As.**	Assists	**PC**	Pass clear chance	**E7**	Earned 7m pen.	**TF**	Technical faults	**St.**	Steals
2m	2m punishments	**C7.**	Commited 7m	**E2**	Earned 2m pun.	**YC.**	Yellow cards	**R/B**	Red/Blue cards	**Blk.**	Blocks	**S**	Starting Line-up

10th IHF Women's Youth World Championship 2024

Final Round, 31-32. place

Match Team Statistics

Match No. 109

Greenland 18 - 27 Canada

(9 - 13) (9 - 14)

23.8.2024. 11:15
Attendance: 280
Vocational and Technical College

Referees: Mahmoud El Beltagy (EGY) / Hamdy Mahmoud (EGY)

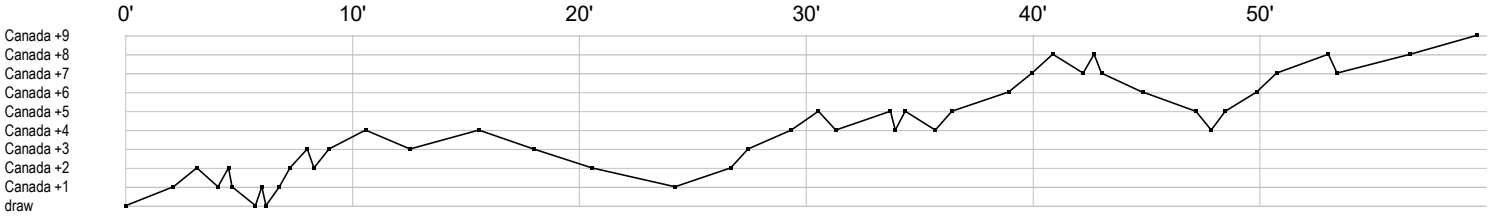

Greenland

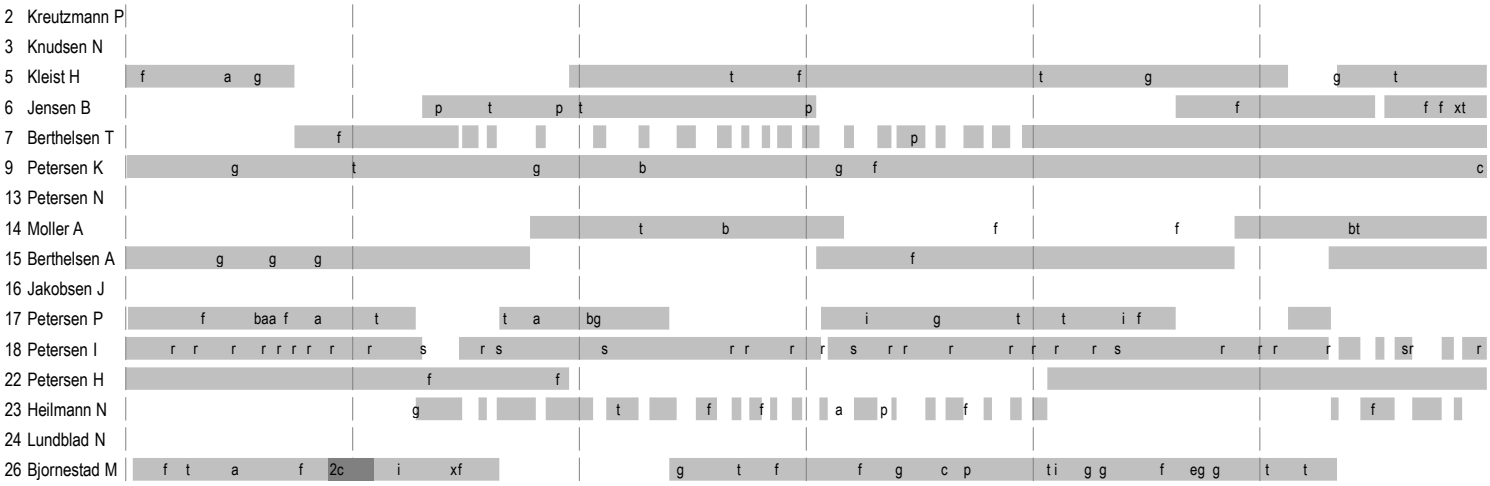

Canada

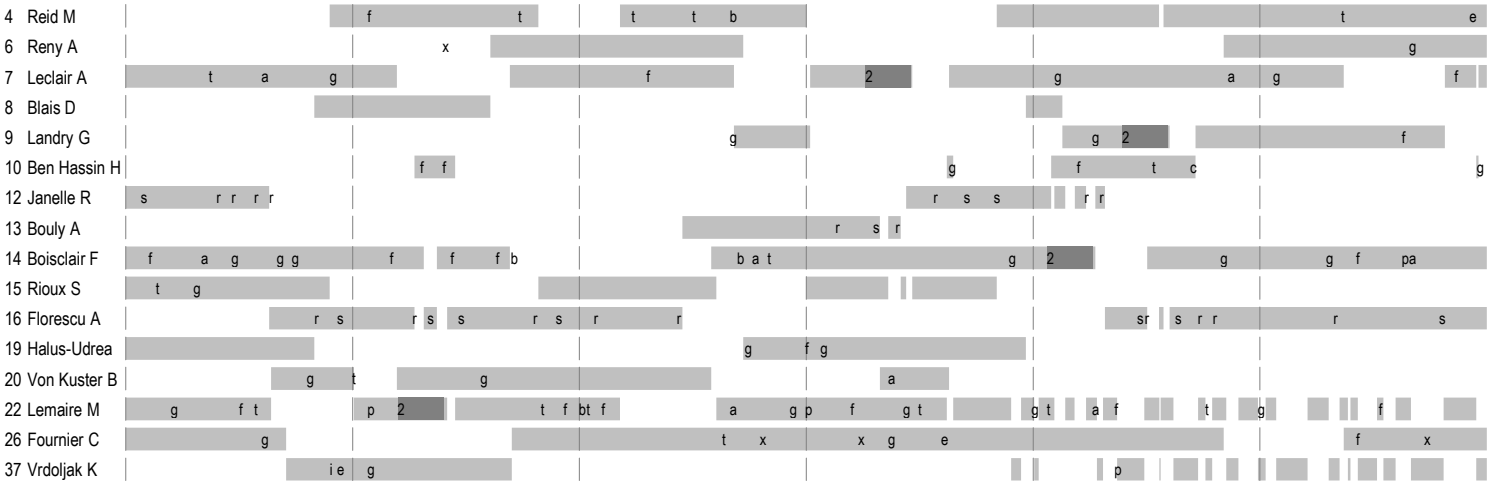

	In game	**g**	Goal scored	**f**	Missed shot	**a**	Assist	**t**	Technical faults	**b**	Steal
2	2min suspension	**e**	Eearned 7m	**c**	Commited 7m	**y**	Yellow card	**r**	Red Card	**k**	Blue card
i	Eearned 2min.	**x**	Block	**4**	4min suspension	**p**	Pass for clear chance	**s**	Saved shot	**r**	Received goal