10th IHF Women's Youth World Championship 2024

Final Round, 5-8. place

Match Team Statistics
Match No. 108

Serbia 21 - 20 Japan
(14 - 7) (7 - 13)

23.8.2024. 20:45
Attendance: 1000
Olympic Sports Center

Referees: Mads Fremstad (NOR) / Jorgen Jorstad (NOR)

Serbia

Players			Goals / shots									Attack					Def.			Penalties				TP
#	Surname and name	S	Tot.	%	9m	6m	Wing	7m	FB	Brk.	LD	As.	PC	E7	E2	TF	St.	C7	Blk	YC	2m	R	B	
2	DRINIĆ Sara																							
3	NEDELJKOVIĆ Mia	S	8/9	89		1/1	3/3	3/3		1/2		1												59:48
5	MOMČILOVIĆ Milica		0/1	0	0/1																			9:28
6	PETRIĆ Helena	S	1/2	50						1/2								1			1			20:30
7	ŠERIFI Sabina		0/2	0			0/2																	17:42
10	KREZOVIĆ Aleksandra	S										1					1							40:27
15	RADOVIĆ Sara	S	2/8	25	0/1	0/2				2/5		1			1	6		1						39:59
16	PETROVIĆ Anja															1								
18	JANKOVIĆ Lena	S	3/3	100		1/1				2/2				1		6		2	2					44:57
19	MILOSAVLJEVIĆ Leana		0/1	0	0/1											1								13:28
22	OTAŠEVIĆ Milica		1/1	100						1/1						2		1						12:11
25	STANIĆ Lara		4/7	57	3/5	0/1				1/1				1	2	1								40:45
37	TASIĆ Milica													1			1		1					18:22
44	ĐEKIĆ Mia	S	2/4	50			1/2		1/2							1	1							42:50
77	TANOVIĆ Jana																							6:41
91	ČINKU Tatjana	S														1								52:52
	Team / bench																							
	TOTAL		21/38	55	3/8	2/5	4/7	3/3	1/2	8/13	0/0	3	0	3	3	19	3	5	3	0	1	0	0	

Goalkeepers		Saves / shots								
#.	Surname and name	Tot.	%	9m	6m	Wing	7m	FB	Brk.	LD
16	PETROVIĆ Anja									
77	TANOVIĆ Jana	2/3	67	1/1				1/2		
91	ČINKU Tatjana	13/32	41	0/1	3/7	5/13	1/3	2/4	2/4	
	TOTAL	15/35	43	1/2	3/7	5/13	1/3	3/6	2/4	0/0

Coach: **Zoran Barbulović**

Number of attacks: 56, Efficiency: 38%, Average Duration: 36.05 seconds

Attack by type of defense

	Shots	9m	6m	Wing	TF	E7	E2
On def. 6-0	3/8	1/1	0/2	0/2	5	0	1
On def. 3-2-1	8/16	2/7	1/2	2/2	9	3	2
On def. 3-3	6/9	0/0	1/1	2/3	5	0	0
Fastbreak	1/2				0	0	0

Defense by type

	Total	9m	6m	Wing	Stl.	C7	2m
Def. 6-0	15/34	1/5	4/8	8/16	3	5	0
Fastbreak	3/6				0	0	1

Attack with superiority / minority / goalkeeper out

	Attack				Reaction		
	Att.	Eff.	Shots	TF	FB	LD	Tot.
7 on 6 (GK out)	1	100%	1/1	0	0/0	0/0	0/0
6 on 6 (GK out)	2	0%	0/1	1	0/1	0/0	0/1
6 on 6	46	33%	15/29	17			
6 on 5	6	67%	4/5	1			
6 on 4	1	100%	1/1	0			

Player superiority / GK out counted at the end of attack (in case it changes during attack)

Defense with superiority / minority / goalkeeper out

	Attack				Reaction		
	Att.	Eff.	Shots	TF	FB	LD	Tot.
7 on 6 (GK out)	1	0%	0/1	0	0/0	0/0	0/0
6 on 6 (GK out)	4	25%	1/3	1	0/0	0/0	0/0
5 on 6 (GK out)	1	0%	0/1	0	0/0	0/0	0/0
6 on 6	47	38%	18/31	16			
5 on 6	1	0%	0/1	0			
6 on 5	3	33%	1/3	0			

Numbers show attacking numbers of oponnent. Lower efficiency of oponnent means better defense of this team

#	Jersey number	**Tot.**	Total shooting	**6m**	6m (line) shooting	**9m**	9m shooting	**Wng**	Wing shooting	**FB**	Fastbreak sh.	**7m**	7m penalty sh.
Brk.	Breakthrough sh.	**LD**	Long distance sh.	**As.**	Assists	**PC**	Pass clear chance	**E7**	Eearned 7m pen.	**TF**	Technical faults	**St.**	Steals
2m	2m punishments	**C7.**	Commited 7m	**E2**	Eearned 2m pun.	**YC.**	Yellow cards	**R/B**	Red/Blue cards	**Blk.**	Blocks	**S**	Starting Line-up

10th IHF Women's Youth World Championship 2024

Final Round, 5-8. place

Match Team Statistics
Match No. 108

Serbia 21 - 20 Japan
(14 - 7) (7 - 13)

23.8.2024. 20:45
Attendance: 1000
Olympic Sports Center

Referees: Mads Fremstad (NOR) / Jorgen Jorstad (NOR)

Shot distribution by player

2 S. Drinić

3 M. Nedeljković

2/2	1/1	1/1
		2/2
2/2		

1 miss.

5 M. Momčilović

1 post

6 H. Petrić

	1/1	

1 miss.

7 S. Šerifi

	0/1	0/1

10 A. Krezović

15 S. Radović

	0/1	0/1
	1/3	1/1

1 post 1 miss.

18 L. Janković

1/1		
		1/1
		1/1

19 L. Milosavljević

	0/1	

22 M. Otašević

		1/1

25 L. Stanić

1/1		1/1
1/1		0/1
1/1		

1 post 1 miss.

37 M. Tasić

44 M. Đekić

	1/1	
		1/2

1 post

TOTAL

4/4	2/4	2/3
1/1	0/1	3/5
3/3	2/4	4/5

4 post 4 miss.

Saves distribution goalkeepers

16 A. Petrović

77 J. Tanović

1/1		
0/1		1/1

91 T. Činku

1/3	3/3	0/3
0/2		1/3
2/4	2/5	4/9

TOTAL

2/4	3/3	0/3
0/3		2/4
2/4	2/5	4/9

Shots by position

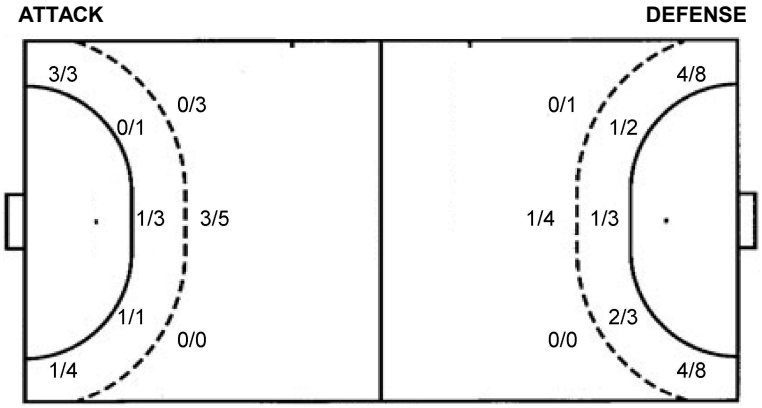

7m penalties	3/3	7m penalties	2/5
Fastbreak	1/2	Fastbreak	3/6
Breakthrough	8/13	Breakthrough	2/5
Long dist.	0/0	Long dist.	0/0

Shooting statistics

Position	Goals	Sav.	Miss.	Post	Blk.	Total	%
Back (9m)	3	2	2	1	0	8	38
Line (6m)	2	2	0	1	0	5	40
Wing	4	2	0	1	0	7	57
7m penalties	3	0	0	0	0	3	100
Fastbreak	1	1	0	0	0	2	50
Breakthrough	8	2	2	1	0	13	62
Total	**21**	**9**	**4**	**4**	**0**	**38**	**55**

#	Jersey number	**Tot.**	Total shooting	**6m**	6m (line) shooting	**9m**	9m shooting	**Wng**	Wing shooting	**FB**	Fastbreak sh.	**7m**	7m penalty sh.
Brk.	Breakthrough sh.	**LD**	Long distance sh.	**As.**	Assists	**PC**	Pass clear chance	**E7**	Earned 7m pen.	**TF**	Technical faults	**St.**	Steals
2m	2m punishments	**C7.**	Commited 7m	**E2**	Eearned 2m pun.	**YC.**	Yellow cards	**R/B**	Red/Blue cards	**Blk.**	Blocks	**S**	Starting Line-up

10th IHF Women's Youth World Championship 2024

Final Round, 5-8. place

Match Team Statistics
Match No. 108

Serbia 21 - 20 Japan
(14 - 7) (7 - 13)

23.8.2024. 20:45
Attendance: 1000
Olympic Sports Center

Referees: Mads Fremstad (NOR) / Jorgen Jorstad (NOR)

Japan

Players			Goals / shots									Attack					Def.			Penalties				TP
#	Surname and name	S	Tot.	%	9m	6m	Wing	7m	FB	Brk.	LD	As.	PC	E7	E2	TF	St.	C7	Blk	YC	2m	R	B	
1	FUJIWARA Hirari																							12:11
2	YASUGAHIRA Yui		1/4	25	0/3	1/1										1								14:48
5	OYAMA Sarina		5/6	83		1/1	3/4		1/1			1				1					1			36:32
6	SAMO Haruhi		5/9	56	1/1	0/1	1/2	2/3		1/2				1		4					1			16:28
10	MATSUMOTO Yume	S	3/8	38		1/2	1/3	0/1	1/1	0/1						3								58:44
11	KAWAKAMI Arisa	S	3/6	50			2/5			1/1			1	1		2								53:06
12	OSAKI Hana																							5:32
13	ZUKEYAMA Yuri																							
14	NAKAMURA Mami	S	1/3	33	0/1		0/1		1/1				2	3	1	3		1			1			58:45
16	SEKIGUCHI Karen	S																						40:01
17	ABE Kaede	S	0/2	0					0/2															12:56
18	KIO Jurina	S	1/2	50			1/1		0/1															23:28
19	MURAMATSU Miku		0/1	0				0/1																6:34
23	NAKAO Ai	S	1/4	25		1/3				0/1						2					1			55:50
24	TAKAHASHI Aoi																							
25	KATO Mao															1		2						25:05
	Team / bench																							
	TOTAL		20/45	44	1/5	4/8	8/16	2/5	3/6	2/5	0/0	1	3	5	1	17	0	3	0	0	4	0	0	

Goalkeepers		Saves / shots								
#.	Surname and name	Tot.	%	9m	6m	Wing	7m	FB	Brk.	LD
1	FUJIWARA Hirari	0/6	0		0/1	0/1	0/1		0/3	
12	OSAKI Hana	2/4	50	1/1	1/1		0/1		0/1	
16	SEKIGUCHI Karen	7/20	35	1/4	1/2	2/5	0/1	1/2	2/6	
	TOTAL	9/30	30	2/5	2/4	2/6	0/3	4/2	2/10	0/0

Coach: **So Hee Jang**

Number of attacks: 57, Efficiency: 35%, Average Duration: 27.74 seconds

Attack by type of defense

	Shots	9m	6m	Wing	TF	E7	E2
On def. 6-0	15/34	1/5	4/8	8/16	17	5	1
Fastbreak	3/6				0	0	0

Defense by type

	Total	9m	6m	Wing	Stl.	C7	2m
Def. 6-0	3/8	1/1	0/2	0/2	0	0	0
Def. 3-2-1	8/16	2/7	1/2	2/2	0	3	0
Def. 3-3	6/9	0/0	1/1	2/3	0	0	0
Fastbreak	1/2				0	0	4

Attack with superiority / minority / goalkeeper out

	Attack				Reaction		
	Att.	Eff.	Shots	TF	FB	LD	Tot.
7 on 6 (GK out)	1	0%	0/1	0	0/0	0/0	0/0
6 on 6 (GK out)	4	25%	1/3	1	0/0	0/0	0/0
5 on 6 (GK out)	1	0%	0/1	0	0/0	0/0	0/0
6 on 6	47	38%	18/31	16			
5 on 6	1	0%	0/1	0			
6 on 5	3	33%	1/3	0			

Player superiority / GK out counted at the end of attack (in case it changes during attack)

Defense with superiority / minority / goalkeeper out

	Attack				Reaction		
	Att.	Eff.	Shots	TF	FB	LD	Tot.
7 on 6 (GK out)	1	100%	1/1	0	0/0	0/0	0/0
6 on 6 (GK out)	2	0%	0/1	1	0/1	0/0	0/1
6 on 6	46	33%	15/29	17			
6 on 5	6	67%	4/5	1			
6 on 4	1	100%	1/1	0			

Numbers show attacking numbers of oponnent. Lower efficiency of oponnent means better defense of this team

#	Jersey number	**Tot.**	Total shooting	**6m**	6m (line) shooting	**9m**	9m shooting	**Wng**	Wing shooting	**FB**	Fastbreak sh.	**7m**	7m penalty sh.
Brk.	Breakthrough sh.	**LD**	Long distance sh.	**As.**	Assists	**PC**	Pass clear chance	**E7**	Earned 7m pen.	**TF**	Technical faults	**St.**	Steals
2m	2m punishments	**C7.**	Commited 7m	**E2**	Earned 2m pun.	**YC.**	Yellow cards	**R/B**	Red/Blue cards	**Blk.**	Blocks	**S**	Starting Line-up

10th IHF Women's Youth World Championship 2024

Final Round, 5-8. place

Match Team Statistics
Match No. 108

Serbia 21 - 20 Japan
(14 - 7) (7 - 13)

23.8.2024. 20:45
Attendance: 1000
Olympic Sports Center

Referees: Mads Fremstad (NOR) / Jorgen Jorstad (NOR)

Shot distribution by player

2 Y. Yasugahira		
0/1		
1/1		

2 block

5 S. Oyama		
		1/1
	3/4	1/1

6 H. Samo		
1/1	0/1	2/2
1/1		
1/2		0/1

1 miss.

10 Y. Matsumoto		
2/2		
0/1		1/1

2 post 1 miss.

11 A. Kawakami		
1/1	0/1	
		1/1
	0/1	1/2

13 Y. Zukeyama		

14 M. Nakamura		
	0/1	
		1/1

1 block

17 K. Abe		
		0/1
		0/1

18 J. Kio		
		0/1
		1/1

19 M. Muramatsu		

1 post

23 A. Nakao		
0/1		1/1
		0/1

1 post

24 A. Takahashi		

25 M. Kato		

TOTAL		
2/4	0/3	3/3
3/3		2/4
2/4	3/5	5/9

4 post 2 miss. 3 block

Saves distribution goalkeepers

1 H. Fujiwara		
	0/1	
		0/2
	0/1	0/2

12 H. Osaki		
0/1	1/1	
	1/1	0/1

16 K. Sekiguchi		
0/3	1/2	1/3
0/1	1/1	2/3
0/3	1/2	1/2

TOTAL		
0/4	2/4	1/3
0/1	1/1	2/5
0/3	2/4	1/5

Shots by position

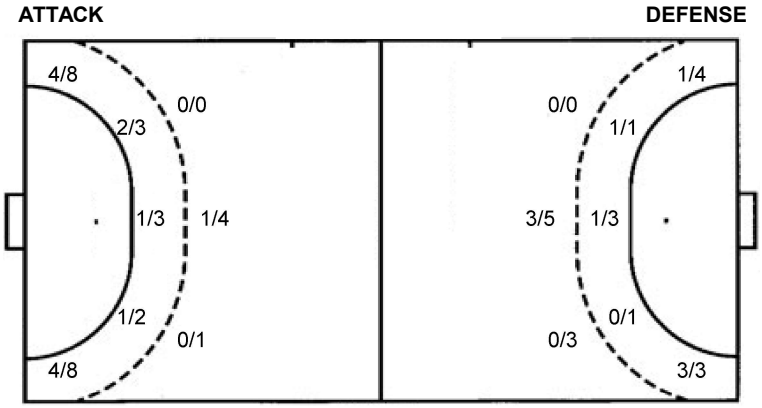

7m penalties	2/5	7m penalties	3/3
Fastbreak	3/6	Fastbreak	1/2
Breakthrough	2/5	Breakthrough	8/13
Long dist.	0/0	Long dist.	0/0

Shooting statistics

Position	Goals	Sav.	Miss.	Post	Blk.	Total	%
Back (9m)	1	1	0	0	3	5	20
Line (6m)	4	3	1	0	0	8	50
Wing	8	6	1	1	0	16	50
7m penalties	2	1	0	2	0	5	40
Fastbreak	3	3	0	0	0	6	50
Breakthrough	2	2	0	1	0	5	40
Total	**20**	**16**	**2**	**4**	**3**	**45**	**44**

#	Jersey number	**Tot.**	Total shooting	**6m**	6m (line) shooting	**9m**	9m shooting	**Wng**	Wing shooting	**FB**	Fastbreak sh.	**7m**	7m penalty sh.
Brk.	Breakthrough sh.	**LD**	Long distance sh.	**As.**	Assists	**PC**	Pass clear chance	**E7**	Earned 7m pen.	**TF**	Technical faults	**St.**	Steals
2m	2m punishments	**C7.**	Commited 7m	**E2**	Eearned 2m pun.	**YC.**	Yellow cards	**R/B**	Red/Blue cards	**Blk.**	Blocks	**S**	Starting Line-up

10th IHF Women's Youth World Championship 2024

Final Round, 5-8. place

Match Team Statistics

Match No. 108

Serbia 21 - 20 Japan

(14 - 7) (7 - 13)

23.8.2024. 20:45
Attendance: 1000
Olympic Sports Center

Referees: Mads Fremstad (NOR) / Jorgen Jorstad (NOR)

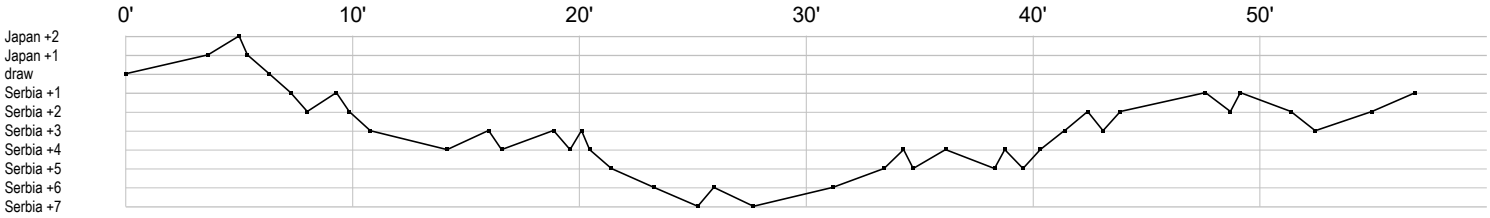

Serbia



Japan

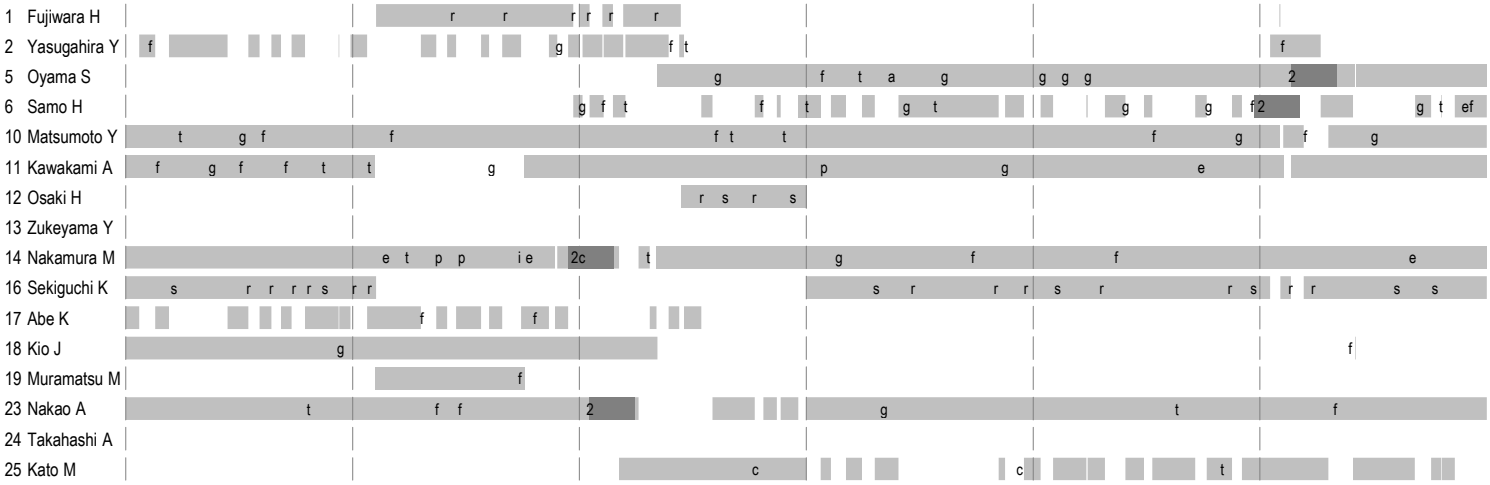

	In game	**g**	Goal scored	**f**	Missed shot	**a**	Assist	**t**	Technical faults	**b**	Steal
2	2min suspension	**e**	Eearned 7m	**c**	Commited 7m	**y**	Yellow card	**r**	Red Card	**k**	Blue card
i	Eearned 2min.	**x**	Block	**4**	4min suspension	**p**	Pass for clear chance	**s**	Saved shot	**r**	Received goal