



10th IHF Women's Youth World Championship 2024



Final Round, 13-14. place

Match Team Statistics
Match No. 106

Sweden 27 - 25 Switzerland
(10 - 8) (17 - 17)

23.8.2024. 15:45
Attendance: 300
International Handball Hall

Referees: Kristof Altmar (HUN) / Marton Horvath (HUN)

Sweden

#	Surname and name	S	Goals / shots								Attack					Def.			Penalties				TP				
			Tot.	%	9m	6m	Wing	7m	FB	Brk.	LD	As.	PC	E7	E2	TF	St.	C7	Blk	YC	2m	R		B			
1	MELIN Mathilda	S																									55:20
2	KINDAHL Linnéa	S	3/7	43		2/2	0/2		1/3								1	1									41:17
3	SVENSSON Moa	S	2/3	67	0/1		1/1			1/1						5	1		5	1							41:27
6	HUSELIUS Nova		7/9	78	1/1			5/6	0/1	1/1					2	1	1		4	1	1						34:47
8	BERGLUND Julia	S	1/3	33			1/3											1									48:54
9	NORRGARD Meja	S	2/3	67	2/3												2	1	4			1		1			25:22
10	LÖF Astrid	S	3/4	75	0/1					3/3					3	1		1	1	1							43:59
11	MIELKE Cassandra		1/2	50	0/1	1/1												2									9:52
12	SAUL Wilma																										
15	LINDBERG Isa		1/2	50	1/2																						9:55
16	DANIELSSON Anna																										0:37
17	PORTILLO Maja	S	2/3	67		2/3									1		1	1	2								24:52
18	RYDÉN Isabelle		0/2	0		0/2									1		1	1	1	1	2			1			36:49
32	LILJA Smilla		4/5	80	1/1	0/1			1/1	1/1	1/1				2			1	1								34:13
33	JOHANSSON Thella		1/2	50		1/2										1			2					1			12:36
	Team / bench																										
	UKUPNO		27/45	60	5/10	5/9	3/8	5/6	2/5	6/6	1/1				9	8	6	3	22	8	2	3	1	3	0	0	

#	Surname and name	Saves / shots								
		Tot.	%	9m	6m	Wing	7m	FB	Brk.	LD
1	MELIN Mathilda	15/38	39	6/8	3/7	3/7	0/1	1/5	2/10	
12	SAUL Wilma									
16	DANIELSSON Anna	0/1	0				0/1			
	TOTAL	15/39	38	6/8	3/7	3/7	0/2	1/5	2/10	0/0

Coach: Frenne Baverud

Number of attacks: 65, Efficiency: 42%, Average Duration: 25.60 seconds

Attack by type of defense

	Shots	9m	6m	Wing	TF	E7	E2
On def. 6-0	16/29	5/9	3/7	2/7	19	3	2
On def. 5-1	3/4	0/1	2/2	1/1	3	3	1
Fastbreak	2/5				0	0	0

Defense by type

	Total	9m	6m	Wing	Stl.	C7	2m
Def. 6-0	18/36	2/11	4/8	4/7	8	2	0
Fastbreak	4/5				0	0	3

Attack with superiority / minority / goalkeeper out

	Attack				Reaction		
	Att.	Eff.	Shots	TF	FB	LD	Tot.
7 on 5 (GK out)	1	100%	1/1	0	0/0	0/0	0/0
6 on 6 (GK out)	4	25%	1/2	2	0/0	1/1	1/1
6 on 6	53	40%	21/34	19			
6 on 5	6	67%	4/6	0			
5 on 6	1	0%	0/0	1			

Player superiority / GK out counted at the end of attack (in case it changes during attack)

Defense with superiority / minority / goalkeeper out

	Attack				Reaction		
	Att.	Eff.	Shots	TF	FB	LD	Tot.
6 on 6 (GK out)	3	0%	0/1	2	0/0	1/1	1/1
6 on 6	54	35%	19/32	22			
5 on 6	2	50%	1/1	1			
6 on 5	7	71%	5/5	2			

Numbers show attacking numbers of opponent. Lower efficiency of opponent means better defense of this team

Jersey number Tot. Total shooting 6m 6m (line) shooting 9m 9m shooting Wng Wing shooting FB Fastbreak sh. 7m 7m penalty sh.
Brk. Breakthrough sh. LD Long distance sh. As. Assists PC Pass clear chance E7 Earned 7m pen. TF Technical faults St. Steals
2m 2m punishments C7. Committed 7m E2 Earned 2m pun. YC. Yellow cards R/B Red/Blue cards Blk. Blocks S Starting Line-up



10th IHF Women's Youth World Championship 2024



Final Round, 13-14. place

Match Team Statistics

Match No. 106

Sweden 27 - 25 Switzerland

(10 - 8) (17 - 17)

23.8.2024. 15:45

Attendance: 300

International Handball Hall

Referees: Kristof Altmar (HUN) / Marton Horvath (HUN)

Shot distribution by player

2 L. Kindahl

		2/3
0/1		1/2
	0/1	

3 M. Svensson

	2/2	
	0/1	

6 N. Huselius

		1/1
1/1	0/1	
3/3		1/1

1 miss. 1/1 lob

8 J. Berglund

1/1		

1 post 1 miss.

9 M. Norrgard

		1/1
		1/2

10 A. Löf

1/2		
1/1		1/1

11 C. Mielke

		1/1

1 post

15 I. Lindberg

1/1		

1 miss.

17 M. Portillo

		0/1
1/1		1/1

18 I. Rydén

0/1		
		0/1

32 S. Lilja

1/1		
1/1	1/1	1/2

33 T. Johansson

0/1	1/1	

TOTAL

3/6	3/3	4/5
1/2	0/2	1/4
7/7	1/2	6/8

2 post 3 miss. 1/1 lob

Saves distribution goalkeepers

1 M. Melin

3/5	0/1	0/6
3/5		3/3
4/13	1/3	1/2

12 W. Saul

16 A. Danielsson

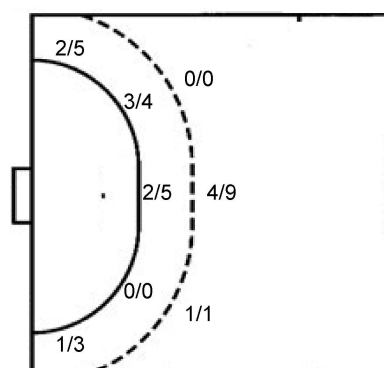
		0/1

TOTAL

3/5	0/1	0/7
3/5		3/3
4/13	1/3	1/2

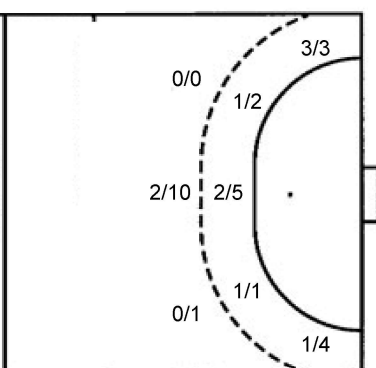
Shots by position

ATTACK



7m penalties 5/6
Fastbreak 2/5
Breakthrough 6/6
Long dist. 1/1

DEFENSE



7m penalties 2/2
Fastbreak 4/5
Breakthrough 8/10
Long dist. 1/1

Shooting statistics

Position	Goals	Sav.	Miss.	Post	Blk.	Total	%
Back (9m)	5	3	1	1	0	10	50
Line (6m)	5	4	0	0	0	9	56
Wing	3	3	1	1	0	8	38
7m penalties	5	0	1	0	0	6	83
Fastbreak	2	3	0	0	0	5	40
Breakthrough	6	0	0	0	0	6	100
Total	26	13	3	2	0	44	59

Jersey number Tot. Total shooting 6m 6m (line) shooting 9m 9m shooting Wng Wing shooting FB Fastbreak sh. 7m 7m penalty sh.
Brk. Breakthrough sh. LD Long distance sh. As. Assists PC Pass clear chance E7 Earned 7m pen. TF Technical faults St. Steals
2m 2m punishments C7. Committed 7m E2 Earned 2m pun. YC. Yellow cards R/B Red/Blue cards Blk. Blocks S Starting Line-up

Handball statistics and livescore by Toma-soft ltd (www.toma-soft.hr)



10th IHF Women's Youth World Championship 2024



Final Round, 13-14. place

Match Team Statistics

Match No. 106

Sweden 27 - 25 Switzerland

(10 - 8) (17 - 17)

23.8.2024. 15:45

Attendance: 300

International Handball Hall

Referees: Kristof Altmar (HUN) / Marton Horvath (HUN)

Switzerland

#	Surname and name	S	Goals / shots								Attack					Def.			Penalties				TP					
			Tot.	%	9m	6m	Wing	7m	FB	Brk.	LD	As.	PC	E7	E2	TF	St.	C7	Blk	YC	2m	R		B				
1	BILLETER Jael																											0:26
2	HERGER Lisa											1	1			4	1											14:00
5	MANDUCA Giuliana		0/2	0			0/1		0/1			1				1							1				20:42	
7	SIMOVA Lenka	S	1/3	33	0/2									1/1		1			3								7:54	
10	OBERHOLZER Joelle		0/1	0		0/1												1									18:35	
11	OSTERWALDER Noelle	S	2/4	50	0/1							1	1														42:54	
12	OSTERWALDER Zoé																										1:33	
13	BAUMANN Era	S	7/7	100			3/3	2/2	2/2						1		2	2									60:00	
14	BRUNETT Yara-Ladina	S	1/2	50		0/1												2									24:23	
16	KURATLI Seraina	S																									53:26	
17	HOFSTETTER Cristina	S	2/4	50		2/4						1				2		4				2					49:57	
18	GRÜRING Anouk	S	1/3	33			1/3								1		3										37:23	
19	BITZI Aurora		3/6	50	1/4										1	1	1	3									24:26	
20	KÄSER Melina											1	1														9:30	
38	EMMENEGGER Nora		8/11	73	1/3	2/2			2/2	3/4		3	1			6	2	1									40:09	
43	ACKLIN Jessica		0/1	0	0/1							1				1											14:42	
	Team / bench																											
	UKUPNO		25/44	57	2/11	4/8	4/7	2/2	4/5	8/10	1/1	9	7	2	3	27	3	6	0	0	3	0	0					

#	Surname and name	Saves / shots								
		Tot.	%	9m	6m	Wing	7m	FB	Brk.	LD
1	BILLETER Jael	0/2	0				0/2			
12	OSTERWALDER Zoé	0/2	0		0/1		0/1			
16	KURATLI Seraina	13/35	37	3/8	4/8	3/6	0/2	3/5	0/6	
	TOTAL	13/39	33	3/8	4/9	3/6	0/5	4/5	0/6	0/0

Coach: Jürgen Fleischmann

Number of attacks: 66, Efficiency: 38%, Average Duration: 29.27 seconds

Attack by type of defense

	Shots	9m	6m	Wing	TF	E7	E2
On def. 6-0	18/36	2/11	4/8	4/7	27	2	3
Fastbreak	4/5				0	0	0

Defense by type

	Total	9m	6m	Wing	Stl.	C7	2m
Def. 6-0	16/29	5/9	3/7	2/7	3	3	0
Def. 5-1	3/4	0/1	2/2	1/1	0	3	0
Fastbreak	2/5				0	0	3

Attack with superiority / minority / goalkeeper out

	Attack				Reaction		
	Att.	Eff.	Shots	TF	FB	LD	Tot.
6 on 6 (GK out)	3	0%	0/1	2	0/0	1/1	1/1
6 on 6	54	35%	19/32	22			
5 on 6	2	50%	1/1	1			
6 on 5	7	71%	5/5	2			

Player superiority / GK out counted at the end of attack (in case it changes during attack)

Defense with superiority / minority / goalkeeper out

	Attack				Reaction		
	Att.	Eff.	Shots	TF	FB	LD	Tot.
7 on 5 (GK out)	1	100%	1/1	0	0/0	0/0	0/0
6 on 6 (GK out)	4	25%	1/2	2	0/0	1/1	1/1
6 on 6	53	40%	21/34	19			
6 on 5	6	67%	4/6	0			
5 on 6	1	0%	0/0	1			

Numbers show attacking numbers of opponent. Lower efficiency of opponent means better defense of this team


Jersey number Tot. Total shooting 6m 6m (line) shooting 9m 9m shooting Wng Wing shooting FB Fastbreak sh. 7m 7m penalty sh.
 Brk. Breakthrough sh. LD Long distance sh. As. Assists PC Pass clear chance E7 Earned 7m pen. TF Technical faults St. Steals
 2m 2m punishments C7. Committed 7m E2 Earned 2m pun. YC. Yellow cards R/B Red/Blue cards Blk. Blocks S Starting Line-up

Handball statistics and livescore by Toma-soft ltd (www.toma-soft.hr)



10th IHF Women's Youth World Championship 2024

Final Round, 13-14. place



Match Team Statistics

Match No. 106

Sweden 27 - 25 Switzerland

(10 - 8) (17 - 17)

23.8.2024. 15:45

Attendance: 300

International Handball Hall

Referees: Kristof Altmar (HUN) / Marton Horvath (HUN)

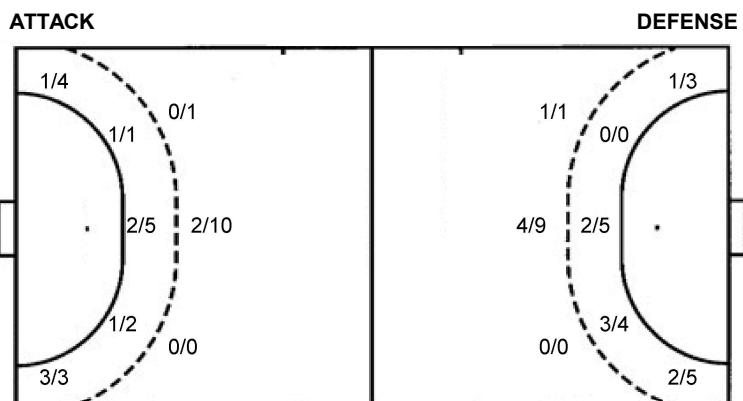
Shot distribution by player

2 L. Herger 0/0 0/0 0/0	5 G. Manduca 0/0 0/1 0/1	7 L. Simova 1/1 0/1 0/1	10 J. Oberholzer 0/0 0/1 0/0	11 N. Osterwalder 1/1 1/1 0/1	13 E. Baumann 0/0 2/2 1/1	14 Y. Brunett 0/0 0/1 1/1
17 C. Hofstetter 0/0 2/2 1 post	18 A. Grüning 0/2 0/0 1/1	19 A. Bitzi 0/0 2/2 3 block	20 M. Käser 0/0 0/0 0/0	38 N. Emmenegger 1/2 1/2 3/4	43 J. Acklin 0/0 0/1 0/0	TOTAL 3/6 2/5 9/13 1 post 3 block

Saves distribution goalkeepers

1 J. Billeter 0/1 0/0 0/1	12 Z. Osterwalder 0/0 0/1 0/1	16 S. Kuratli 3/6 1/2 0/6	TOTAL 3/6 1/2 0/7
0/3 2/2 1/1	0/3 2/2 1/1	1/4 3/3 2/7	1/5 3/4 2/8

Shots by position



Shooting statistics

Position	Goals	Sav.	Miss.	Post	Blk.	Total	%
Back (9m)	2	6	0	0	3	11	18
Line (6m)	4	3	0	1	0	8	50
Wing	4	3	0	0	0	7	57
7m penalties	2	0	0	0	0	2	100
Fastbreak	4	1	0	0	0	5	80
Breakthrough	8	2	0	0	0	10	80
Total	24	15	0	1	3	43	56

Jersey number Tot. Total shooting 6m 6m (line) shooting 9m 9m shooting Wng Wing shooting FB Fastbreak sh. 7m 7m penalty sh.
 Brk. Breakthrough sh. LD Long distance sh. As. Assists PC Pass clear chance E7 Earned 7m pen. TF Technical faults St. Steals
 2m 2m punishments C7. Committed 7m E2 Earned 2m pun. YC. Yellow cards R/B Red/Blue cards Blk. Blocks S Starting Line-up



10th IHF Women's Youth World Championship 2024



Final Round, 13-14. place

Match Team Statistics

Match No. 106

Sweden 27 - 25 Switzerland

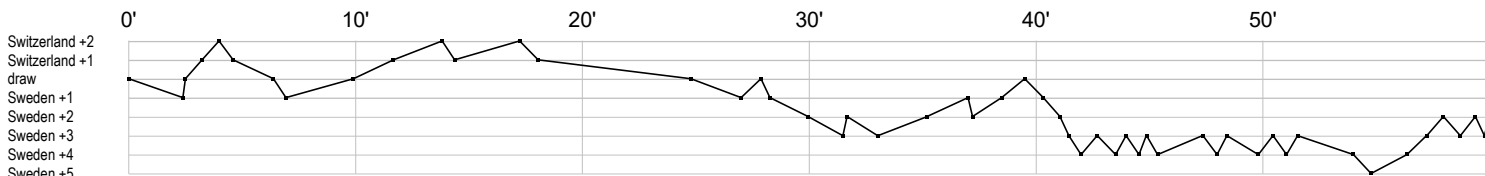
(10 - 8) (17 - 17)

23.8.2024. 15:45

Attendance: 300

International Handball Hall

Referees: Kristof Altmar (HUN) / Marton Horvath (HUN)



Sweden

1 Melin M	r r	s r r r	r s	s s	s s s r	ss	s r	sr	r r	r	r	s r r r	s r	r	r	r s s	r r r
2 Kindahl L		bg t		f			fg	ff									g
3 Svensson M	f	p e	t p p				t b	p t	t g t p							g	
6 Huselius N		g g		t t a t								g g b f	g p		t e g a	f c	g
8 Berglund J		f i	f										g				
9 Norrgard M	g2		x t				gt									ei	ft e t
10 Löf A	f						t g i g	pa a				g b			a		
11 Mielke C				t f		t											g
12 Saul W																	
15 Lindberg I								f	g								
16 Danielsson A																r	
17 Portillo M		t e i a	t					g	f				g				
18 Rydén I				f x	b							e f t	c2		x		a
32 Lijša S				g b g		f a						t a g			g		
33 Johansson T					b g			b p f	2								

Switzerland

1 Billeter J		r	r														
2 Herger L										p t	bt t a t						
5 Manduca G							2			f		a t f					
7 Simova L	p	t g t t						ff									
10 Oberholzer J			c	f													
11 Osterwalder N									f	p	f				g		a
12 Osterwalder Z																	r r
13 Baumann E		g i g									g i	tp	g	g	g g t		
14 Brunett Y			t	t				f									g
16 Kuratli S	s r s		r		s r	r s	s r r	r r	r	sr	r sss	r s	r r r	r s r	sr	r r	r s
17 Hofstetter C	f		c2			a	t	g						c	t c	2c	f g
18 Grüng A				t t	f f								t		g		e
19 Bitzi A			f p g g	f t	t t									ei	g	f	
20 Käser M						p		a									
38 Emmenegger		a		t		g	g f t			g	t f	bg t g g	t	bg g			f t p a c a
43 Acklin J											a	t	f				

In game	g Goal scored	f Missed shot	a Assist	t Technical faults	b Steal
2 2min suspension	e Earned 7m	c Committed 7m	y Yellow card	r Red Card	k Blue card
i Earned 2min.	x Block	4 4min suspension	p Pass for clear chance	s Saved shot	r Received goal