10th IHF Women's Youth World Championship 2024

Final Round, 15-16. place

Match Team Statistics
Match No. 105

P.R. of China 24 - 23 Netherlands
(13 - 15) (11 - 8)

23.8.2024. 13:30
Attendance: 1000
International Handball Hall

Referees: Mohamed El Gahss (MAR) / Zakaria El Malwane (MAR)

P.R. of China

Players			Goals / shots									Attack					Def.			Penalties				TP
#	Surname and name	S	Tot.	%	9m	6m	Wing	7m	FB	Brk.	LD	As.	PC	E7	E2	TF	St.	C7	Blk	YC	2m	R	B	
1	SUN Yihan																							0:30
2	HU Jiaxin		0/1	0			0/1																	15:28
3	PAN Fengying	S	5/17	29	1/8	3/4			1/1	0/4		2	3			2	2	1						55:55
5	HUANG Zidie	S	7/8	88			4/5		2/2	1/1							1							49:53
6	ZHANG Jingwen																							
8	LIANG Jing	S	1/6	17	1/4	0/1				0/1		3	6	1		3								49:11
9	XIN Ying		0/2	0	0/1		0/1									1								0:54
10	LI Xinyi	S	4/5	80				4/5								1								4:15
11	YANG Jie		0/1	0			0/1									2								24:39
13	ZHANG Qiuyu															1								
15	YANG Yue	S	2/4	50		1/3			1/1			3		1		1			2					59:00
16	HUANG Sitong	S																						55:54
18	ZHANG Jiarui	S	2/3	67	1/2					1/1		2				1								23:20
19	LI Ziai		0/1	0					0/1															13:17
21	XING Ziyan		2/4	50	0/1					2/3		1	1	3	4		1							24:23
23	ZHENG Yun		1/2	50			0/1		1/1								2	1	2					43:21
	Team / bench															1								
	UKUPNO		24/54	44	3/16	4/8	4/9	4/5	5/6	4/10	0/0	11	10	5	4	13	6	2	4	0	0	0	0	

Goalkeepers		Saves / shots								
#.	Surname and name	Tot.	%	9m	6m	Wing	7m	FB	Brk.	LD
1	SUN Yihan	0/1	0				0/1			
16	HUANG Sitong	14/36	39	4/6	0/11	5/8	0/1	2/3	3/7	
	TOTAL	14/37	38	4/6	0/11	5/8	0/2	2/3	3/7	0/0

Coach: **Qiang Shen**

Number of attacks: 63, Efficiency: 38%, Average Duration: 26.03 seconds

Attack by type of defense

	Shots	9m	6m	Wing	TF	E7	E2
On def. 6-0	15/43	3/16	4/8	4/9	13	5	4
Fastbreak	5/6				0	0	0

Defense by type

	Total	9m	6m	Wing	Stl.	C7	2m
Def. 6-0	20/38	2/10	11/11	3/9	6	2	0
Fastbreak	1/3				0	0	0

Attack with superiority / minority / goalkeeper out

	Attack				Reaction		
	Att.	Eff.	Shots	TF	FB	LD	Tot.
7 on 6 (GK out)	8	13%	1/5	3	0/1	0/1	0/2
7 on 5 (GK out)	2	100%	2/2	0	0/0	0/0	0/0
6 on 6	44	39%	17/35	9			
6 on 5	9	44%	4/8	1			

Player superiority / GK out counted at the end of attack (in case it changes during attack)

Defense with superiority / minority / goalkeeper out

	Attack				Reaction		
	Att.	Eff.	Shots	TF	FB	LD	Tot.
6 on 6	57	40%	23/39	18			
5 on 6	6	0%	0/2	4			

Numbers show attacking numbers of oponnent. Lower efficiency of oponnent means better defense of this team

#	Jersey number	**Tot.**	Total shooting	**6m**	6m (line) shooting	**9m**	9m shooting	**Wng**	Wing shooting	**FB**	Fastbreak sh.	**7m**	7m penalty sh.
Brk.	Breakthrough sh.	**LD**	Long distance sh.	**As.**	Assists	**PC**	Pass clear chance	**E7**	Eearned 7m pen.	**TF**	Technical faults	**St.**	Steals
2m	2m punishments	**C7.**	Commited 7m	**E2**	Eearned 2m pun.	**YC.**	Yellow cards	**R/B**	Red/Blue cards	**Blk.**	Blocks	**S**	Starting Line-up

10th IHF Women's Youth World Championship 2024

Final Round, 15-16. place

Match Team Statistics
Match No. 105

P.R. of China 24 - 23 Netherlands

(13 - 15) (11 - 8)

23.8.2024. 13:30
Attendance: 1000
International Handball Hall

Referees: Mohamed El Gahss (MAR) / Zakaria El Malwane (MAR)

Shot distribution by player

2 J. Hu

		0/1

3 F. Pan

0/1		1/2
0/1		1/3
1/2	1/3	1/1

3 post 1 block

5 Z. Huang

		2/2
1/2	1/1	1/1

2/2 lob

6 J. Zhang

8 J. Liang

0/1		1/1

2 post 1 miss. 1 block

9 Y. Xin

		0/1
0/1		

10 X. Li

1/1		1/1
1/2		1/1

11 J. Yang

		0/1

13 Q. Zhang

15 Y. Yang

1/1		
0/1	0/1	
	1/1	

18 J. Zhang

2/2	0/1	

19 Z. Li

1 post

21 Z. Xing

1/1		1/2

1 block

23 Y. Zheng

1/1		0/1

TOTAL

1/2		3/6
1/4	0/1	2/4
7/11	3/6	5/8

6 post 1 miss. 3 block 2/2 lob

Saves distribution goalkeepers

1 Y. Sun

		0/1

16 S. Huang

1/2	1/2	0/6
5/5	1/1	1/1
3/7	2/3	0/6

TOTAL

1/2	1/2	0/7
5/5	1/1	1/1
3/7	2/3	0/6

Shots by position

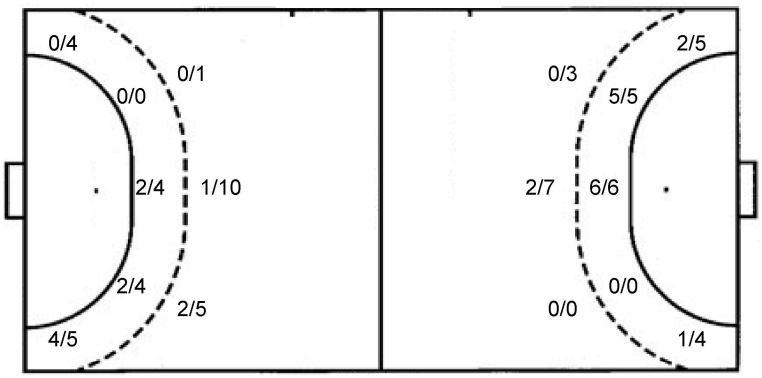

7m penalties	4/5	7m penalties	2/2
Fastbreak	5/6	Fastbreak	1/3
Breakthrough	4/10	Breakthrough	4/8
Long dist.	0/0	Long dist.	0/1

Shooting statistics

Position	Goals	Sav.	Miss.	Post	Blk.	Total	%
Back (9m)	3	7	0	3	3	16	19
Line (6m)	4	3	0	1	0	8	50
Wing	4	5	0	0	0	9	44
7m penalties	4	1	0	0	0	5	80
Fastbreak	5	0	0	1	0	6	83
Breakthrough	4	4	1	1	0	10	40
Total	**24**	**20**	**1**	**6**	**3**	**54**	**44**

#	Jersey number	**Tot.**	Total shooting	**6m**	6m (line) shooting	**9m**	9m shooting	**Wng**	Wing shooting	**FB**	Fastbreak sh.	**7m**	7m penalty sh.
Brk.	Breakthrough sh.	**LD**	Long distance sh.	**As.**	Assists	**PC**	Pass clear chance	**E7**	Eearned 7m pen.	**TF**	Technical faults	**St.**	Steals
2m	2m punishments	**C7.**	Commited 7m	**E2**	Eearned 2m pun.	**YC.**	Yellow cards	**R/B**	Red/Blue cards	**Blk.**	Blocks	**S**	Starting Line-up

10th IHF Women's Youth World Championship 2024

Final Round, 15-16. place

Match Team Statistics
Match No. 105

P.R. of China 24 - 23 Netherlands
(13 - 15) (11 - 8)

23.8.2024. 13:30
Attendance: 1000
International Handball Hall

Referees: Mohamed El Gahss (MAR) / Zakaria El Malwane (MAR)

Netherlands

Players			Goals / shots									Attack					Def.			Penalties				TP
#	Surname and name	S	Tot.	%	9m	6m	Wing	7m	FB	Brk.	LD	As.	PC	E7	E2	TF	St.	C7	Blk	YC	2m	R	B	
2	DE BOER Anne	S											1											59:49
3	VAN HORSSEN Cindy																							0:11
5	MALLO Esmeralda		0/2	0			0/2									1	1							24:58
6	PELZER Iyem	S	1/2	50				1/1		0/1		1	2			4								43:21
8	VAN GALEN Robin		1/3	33			1/2		0/1							1		1	1		1			26:07
9	SCHOUTEN Fleur		3/4	75	0/1	1/1		1/1		1/1		1	1			3		1			3			23:16
11	GROOTEN Robin	S	1/4	25			1/3				0/1					1	2							34:13
12	VAN DER RAAIJ Jane																							2:33
13	PORTENGEN Frencis	S	3/8	38	0/4	2/2				1/2		4		2		1								35:29
15	KEMP Fenna		1/1	100		1/1																		9:06
16	BUIJS Sophie	S	3/5	60	2/4	1/1						4	2			6		2			1			53:12
18	SCHOUTEN Anne	S	6/6	100		6/6										3			1					42:18
19	VAN KLEEF Silke	S	3/5	60			1/2		1/2	1/1							1							34:42
21	BORREGANA Alyssa		1/4	25	0/1					1/3		2	1		1	1	1	1	1					30:45
	Team / bench															1								
	UKUPNO		23/44	52	2/10	11/11	3/9	2/2	1/3	4/8	0/1	12	7	2	1	22	5	5	3	0	5	0	0	

Goalkeepers		Saves / shots								
#.	Surname and name	Tot.	%	9m	6m	Wing	7m	FB	Brk.	LD
2	DE BOER Anne	20/43	47	7/10	3/7	5/9	1/4	0/5	4/8	
3	VAN HORSSEN Cindy	0/1	0				0/1			
	TOTAL	20/44	45	7/10	3/7	5/9	1/5	2/5	4/8	0/0

Coach: **Robert Nijdam**

Number of attacks: 63, Efficiency: 37%, Average Duration: 30.70 seconds

Attack by type of defense

	Shots	9m	6m	Wing	TF	E7	E2
On def. 6-0	20/38	2/10	11/11	3/9	22	2	1
Fastbreak	1/3				0	0	0

Defense by type

	Total	9m	6m	Wing	Stl.	C7	2m
Def. 6-0	15/43	3/16	4/8	4/9	5	5	0
Fastbreak	5/6				0	0	5

Attack with superiority / minority / goalkeeper out

	Attack				Reaction		
	Att.	Eff.	Shots	TF	FB	LD	Tot.
6 on 6	57	40%	23/39	18			
5 on 6	6	0%	0/2	4			

Player superiority / GK out counted at the end of attack (in case it changes during attack)

Defense with superiority / minority / goalkeeper out

	Attack				Reaction		
	Att.	Eff.	Shots	TF	FB	LD	Tot.
7 on 6 (GK out)	8	13%	1/5	3	0/1	0/1	0/2
7 on 5 (GK out)	2	100%	2/2	0	0/0	0/0	0/0
6 on 6	44	39%	17/35	9			
6 on 5	9	44%	4/8	1			

Numbers show attacking numbers of oponnent. Lower efficiency of oponnent means better defense of this team

#	Jersey number	**Tot.**	Total shooting	**6m**	6m (line) shooting	**9m**	9m shooting	**Wng**	Wing shooting	**FB**	Fastbreak sh.	**7m**	7m penalty sh.
Brk.	Breakthrough sh.	**LD**	Long distance sh.	**As.**	Assists	**PC**	Pass clear chance	**E7**	Eearned 7m pen.	**TF**	Technical faults	**St.**	Steals
2m	2m punishments	**C7.**	Commited 7m	**E2**	Eearned 2m pun.	**YC.**	Yellow cards	**R/B**	Red/Blue cards	**Blk.**	Blocks	**S**	Starting Line-up

10th IHF Women's Youth World Championship 2024

Final Round, 15-16. place

Match Team Statistics
Match No. 105

P.R. of China 24 - 23 Netherlands

(13 - 15) (11 - 8)

23.8.2024. 13:30
Attendance: 1000
International Handball Hall

Referees: Mohamed El Gahss (MAR) / Zakaria El Malwane (MAR)

Shot distribution by player

5 E. Mallo

0/1		

1 miss.

6 I. Pelzer

		1/1
0/1		

8 R. Van Galen

0/1	0/1	
		1/1

9 F. Schouten

1/1		1/1
		1/1

1 block

11 R. Grooten

		0/1
0/1		1/1

1 miss.

12 J. Van Der Raaij

13 F. Portengen

		1/1
0/1	0/1	
2/2	0/1	

2 block

15 F. Kemp

		1/1

16 S. Buijs

	1/1	1/1
0/1		
	1/1	

1 block

18 A. Schouten

		2/2
		1/1

3/3 lob

19 S. Van Kleef

1/2	0/1	2/2

21 A. Borregana

0/1		
1/2		

1 miss.

TOTAL

1/2	1/2	7/7
0/5	0/1	0/1
4/7	1/3	6/6

3 miss. 4 block 3/3 lob

Saves distribution goalkeepers

2 A. De Boer

1/2		3/6
3/3	1/1	2/4
4/11	3/6	3/8

3 C. Van Horssen

0/1		

TOTAL

1/2		3/6
3/4	1/1	2/4
4/11	3/6	3/8

Shots by position

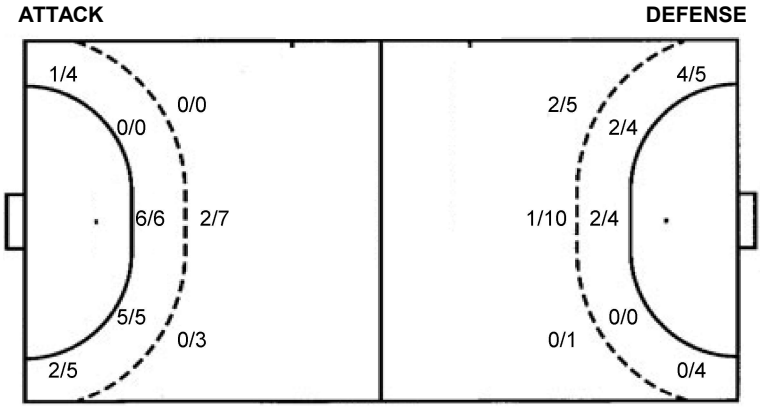

7m penalties	2/2	7m penalties	4/5
Fastbreak	1/3	Fastbreak	5/6
Breakthrough	4/8	Breakthrough	4/10
Long dist.	0/1	Long dist.	0/0

Shooting statistics

Position	Goals	Sav.	Miss.	Post	Blk.	Total	%
Back (9m)	2	4	0	0	4	10	20
Line (6m)	11	0	0	0	0	11	100
Wing	3	5	1	0	0	9	33
7m penalties	2	0	0	0	0	2	100
Fastbreak	1	2	0	0	0	3	33
Breakthrough	4	3	1	0	0	8	50
Total	**23**	**14**	**2**	**0**	**4**	**43**	**53**

#	Jersey number	**Tot.**	Total shooting	**6m**	6m (line) shooting	**9m**	9m shooting	**Wng**	Wing shooting	**FB**	Fastbreak sh.	**7m**	7m penalty sh.
Brk.	Breakthrough sh.	**LD**	Long distance sh.	**As.**	Assists	**PC**	Pass clear chance	**E7**	Earned 7m pen.	**TF**	Technical faults	**St.**	Steals
2m	2m punishments	**C7.**	Commited 7m	**E2**	Eearned 2m pun.	**YC.**	Yellow cards	**R/B**	Red/Blue cards	**Blk.**	Blocks	**S**	Starting Line-up

10th IHF Women's Youth World Championship 2024

Final Round, 15-16. place

Match Team Statistics

Match No. 105

P.R. of China 24 - 23 Netherlands

(13 - 15) (11 - 8)

23.8.2024. 13:30
Attendance: 1000
International Handball Hall

Referees: Mohamed El Gahss (MAR) / Zakaria El Malwane (MAR)

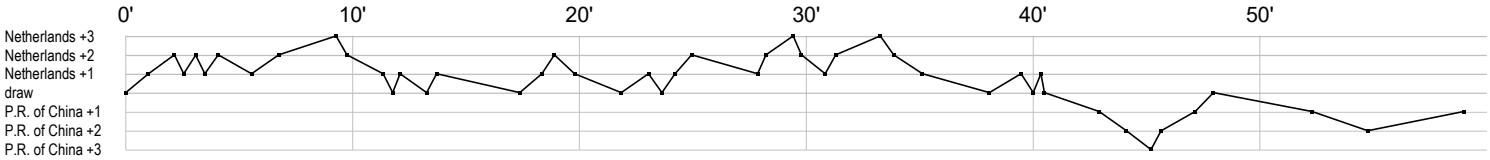

P.R. of China

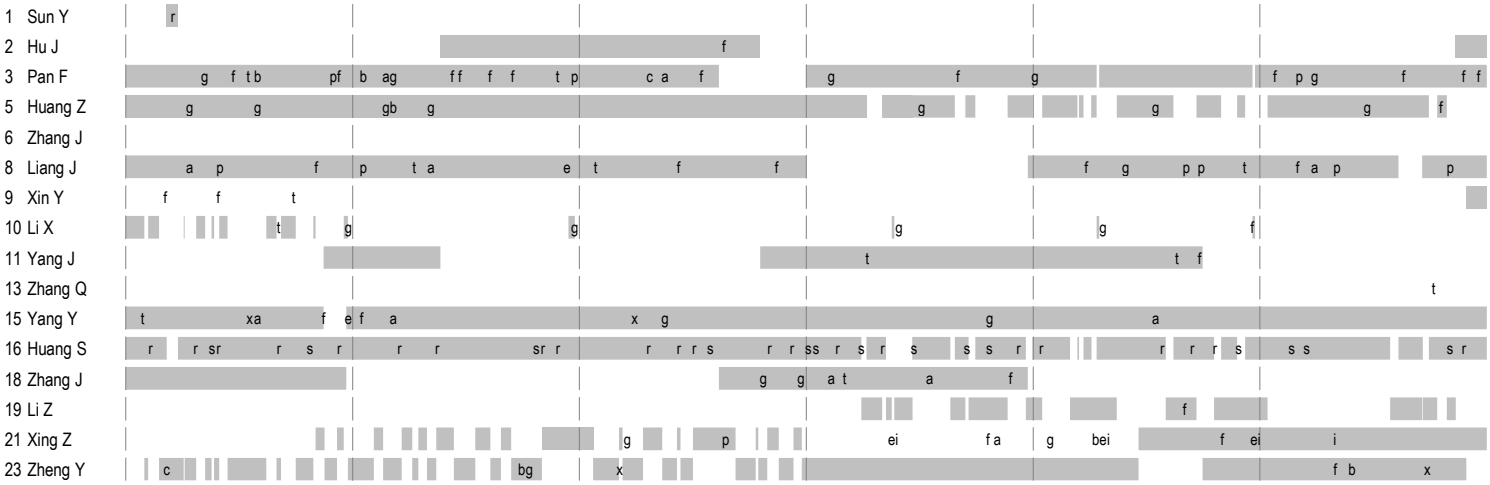

Netherlands



	In game	**g**	Goal scored	**f**	Missed shot	**a**	Assist	**t**	Technical faults	**b**	Steal
2	2min suspension	**e**	Eearned 7m	**c**	Commited 7m	**y**	Yellow card	**r**	Red Card	**k**	Blue card
i	Eearned 2min.	**x**	Block	**4**	4min suspension	**p**	Pass for clear chance	**s**	Saved shot	**r**	Received goal

Handball statistics and livescore by Toma-soft ltd (www.toma-soft.hr)