10th IHF Women's Youth World Championship 2024

Final Round, 23-24. place

Match Team Statistics
Match No. 103

Nigeria 18 - 21 Kosovo
(7 - 7) (11 - 14)

23.8.2024. 09:30
Attendance: 100
Olympic Sports Center

Referees: Khasan Ismoilov (UZB) / Khusan Ismoilov (UZB)

Nigeria

Players			Goals / shots									Attack					Def.			Penalties				TP
#	Surname and name	S	Tot.	%	9m	6m	Wing	7m	FB	Brk.	LD	As.	PC	E7	E2	TF	St.	C7	Blk	YC	2m	R	B	
1	BABATUNDE Kehinde Titilope	S																						35:25
3	BELLO Rahima	S	1/4	25		0/1				1/3		2			1	6		1			2			45:49
4	BABATUNDE Taiwo Olabisi	S	6/11	55	4/7					2/4				1	2	2	2							47:18
10	AKINLADE Damilola Elizabeth																							
11	ONYEKWERE Lucy Chinecherem		3/5	60		1/1	2/4									2								40:41
12	SAMUEL Precious Oluebubechukwu																							21:53
17	SAMUEL Prudence Onyinechukwu		3/7	43	1/5			1/1		1/1		1				4		3			1			36:47
20	MUHAMMAD Amina		0/2	0		0/1			0/1							1			1		1			34:46
23	IGBENEDION Blessing	S	0/1	0			0/1									1								18:43
25	OKOLO Joan Anwulika	S	1/2	50		1/1	0/1							1	1	1	1					1		46:19
26	OGBUSIMBA Chidera	S	1/1	100		1/1										3	1							32:44
30	OPARAUGO Amarachi Victoria	S	3/7	43	1/3	1/1	0/1	0/1	1/1							4			1		1			54:35
33	IZUOBA Bethel Ijeoma															1								2:05
	Team / bench																							
	UKUPNO		18/40	45	6/15	4/6	2/7	1/2	1/2	4/8	0/0	3	0	2	4	25	4	4	2	0	5	1	0	

Goalkeepers		Saves / shots								
#.	Surname and name	Tot.	%	9m	6m	Wing	7m	FB	Brk.	LD
1	BABATUNDE Kehinde Titilope	6/20	30	3/5	0/2	2/3	0/3	0/1	1/6	
12	SAMUEL Precious Oluebubechukwu	9/15	60	6/8	0/1		0/1	0/1	3/4	
	TOTAL	15/35	43	9/13	0/3	2/3	0/4	0/2	4/10	0/0

Coach: **Adewunmi Olumide Shittu**

Number of attacks: 61, Efficiency: 30%, Average Duration: 28.16 seconds

Attack by type of defense

	Shots	9m	6m	Wing	TF	E7	E2
On def. 6-0	15/33	6/15	4/5	2/6	19	2	4
On def. 5-1	1/3	0/0	0/1	0/1	6	0	0
Fastbreak	1/2				0	0	0

Defense by type

	Total	9m	6m	Wing	Stl.	C7	2m
Def. 6-0	12/28	4/14	2/4	1/2	2	2	0
Def. 5-1	2/9	0/4	1/1	0/1	2	1	0
Def. 4-2	0/1	0/1	0/0	0/0	0	1	0
Fastbreak	3/4				0	0	5

Attack with superiority / minority / goalkeeper out

	Attack				Reaction		
	Att.	Eff.	Shots	TF	FB	LD	Tot.
7 on 6 (GK out)	3	33%	1/1	2	1/1	0/1	1/2
6 on 6 (GK out)	2	50%	1/1	1	0/0	0/0	0/0
6 on 6	39	33%	13/23	16			
6 on 5	7	14%	1/4	3			
6 on 4	1	100%	1/1	0			
5 on 6	7	14%	1/5	2			
5 on 5	2	0%	0/1	1			

Player superiority / GK out counted at the end of attack (in case it changes during attack)

Defense with superiority / minority / goalkeeper out

	Attack				Reaction		
	Att.	Eff.	Shots	TF	FB	LD	Tot.
6 on 6	43	33%	14/26	17			
5 on 6	7	14%	1/6	1			
6 on 5	11	55%	6/10	1			
5 on 5	1	0%	0/0	1			

Numbers show attacking numbers of oponnent. Lower efficiency of oponnent means better defense of this team

#	Jersey number	**Tot.**	Total shooting	**6m**	6m (line) shooting	**9m**	9m shooting	**Wng**	Wing shooting	**FB**	Fastbreak sh.	**7m**	7m penalty sh.
Brk.	Breakthrough sh.	**LD**	Long distance sh.	**As.**	Assists	**PC**	Pass clear chance	**E7**	Eearned 7m pen.	**TF**	Technical faults	**St.**	Steals
2m	2m punishments	**C7.**	Commited 7m	**E2**	Eearned 2m pun.	**YC.**	Yellow cards	**R/B**	Red/Blue cards	**Blk.**	Blocks	**S**	Starting Line-up

10th IHF Women's Youth World Championship 2024

Final Round, 23-24. place

Match Team Statistics
Match No. 103

Nigeria 18 - 21 Kosovo
(7 - 7) (11 - 14)

23.8.2024. 09:30
Attendance: 100
Olympic Sports Center

Referees: Khasan Ismoilov (UZB) / Khusan Ismoilov (UZB)

Shot distribution by player

3 R. Bello

0/1	0/1	
1/1		

1 miss.

4 T. Babatunde

3/3		
0/1		0/3
2/2		1/1

1 block

10 D. Akinlade

11 L. Onyekwere

	1/1	1/1
	0/1	1/1

1 post

17 P. Samuel

1/1		1/1
		0/1
		1/1

1 post 1 miss. 1 block

20 A. Muhammad

0/1		

1 miss.

23 B. Igbenedion

1 miss.

25 J. Okolo

		1/1

1 miss.

26 C. Ogbusimba

1/1		

30 A. Oparaugo

1/1		1/1
1/1	0/1	0/1

2 post

33 B. Izuoba

TOTAL

5/6	1/2	3/3
0/1	0/1	1/5
5/6	0/1	3/4

4 post 5 miss. 2 block

Saves distribution goalkeepers

1 K. Babatunde

0/2	1/1	0/1
0/1	1/1	
1/2	1/3	1/8

12 P. Samuel

2/3		1/4
	1/1	2/3
2/3		1/1

TOTAL

2/5	1/1	1/5
0/1	2/2	2/3
3/5	1/3	2/9

Shots by position

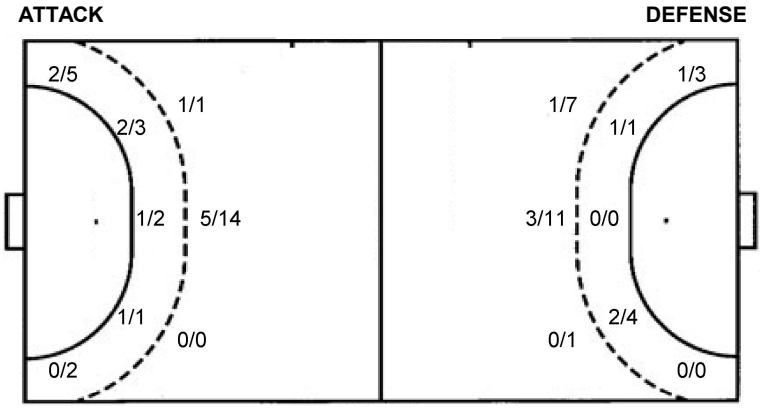

7m penalties	1/2	7m penalties	4/4
Fastbreak	1/2	Fastbreak	3/4
Breakthrough	4/8	Breakthrough	6/11
Long dist.	0/0	Long dist.	0/2

Shooting statistics

Position	Goals	Sav.	Miss.	Post	Blk.	Total	%
Back (9m)	6	4	1	2	2	15	40
Line (6m)	4	1	1	0	0	6	67
Wing	2	1	2	2	0	7	29
7m penalties	1	1	0	0	0	2	50
Fastbreak	1	1	0	0	0	2	50
Breakthrough	4	3	1	0	0	8	50
Total	**18**	**11**	**5**	**4**	**2**	**40**	**45**

#	Jersey number	**Tot.**	Total shooting	**6m**	6m (line) shooting	**9m**	9m shooting	**Wng**	Wing shooting	**FB**	Fastbreak sh.	**7m**	7m penalty sh.
Brk.	Breakthrough sh.	**LD**	Long distance sh.	**As.**	Assists	**PC**	Pass clear chance	**E7**	Earned 7m pen.	**TF**	Technical faults	**St.**	Steals
2m	2m punishments	**C7.**	Commited 7m	**E2**	Earned 2m pun.	**YC.**	Yellow cards	**R/B**	Red/Blue cards	**Blk.**	Blocks	**S**	Starting Line-up

10th IHF Women's Youth World Championship 2024

Final Round, 23-24. place

Match Team Statistics
Match No. 103

Nigeria 18 - 21 Kosovo
(7 - 7) (11 - 14)

23.8.2024. 09:30
Attendance: 100
Olympic Sports Center

Referees: Khasan Ismoilov (UZB) / Khusan Ismoilov (UZB)

Kosovo

Players			Goals / shots									Attack					Def.			Penalties				TP
#	Surname and name	S	Tot.	%	9m	6m	Wing	7m	FB	Brk.	LD	As.	PC	E7	E2	TF	St.	C7	Blk	YC	2m	R	B	
1	PLLANA Albina																							
2	BICI Daorsa	S	0/2	0	0/2											2			1					36:07
5	GOLA Orgesa		3/6	50	0/1	2/2				1/2	0/1			2	2	4	1							46:53
7	KRASNIQI Arona																							
8	BIBAJ Martina	S	1/5	20	0/2	1/2	0/1								1	2	1				1			48:50
9	GJERGJAJ Sara																							
11	UGLANI Andra	S	3/12	25	3/11					0/1		2	1	1	1	1	1							49:13
12	SHABANI Alina															1								
15	ZENELI Elona Elin	S										1					2	1			2			45:13
17	UKAJ Klaudia		1/1	100					1/1							1								9:15
20	MAQEDONCI Laura																							10:16
21	KAMERAJ Zoja	S	0/1	0					0/1					1		1		1			1			46:33
22	DRESH Diona		10/16	63	1/3	0/1		4/4		5/8					1	5	2		1					32:24
23	KAMERAJ Sara																							1:28
27	IMERAJ Arjeta	S	3/4	75			1/2		2/2							2					1			33:48
31	HYSENI Lejla	S	0/1	0							0/1					1								59:32
	Team / bench																							
	UKUPNO		21/48	44	4/19	3/5	1/3	4/4	3/4	6/11	0/2	3	1	4	5	20	7	2	2	0	5	0	0	

Goalkeepers		Saves / shots								
#.	Surname and name	Tot.	%	9m	6m	Wing	7m	FB	Brk.	LD
1	PLLANA Albina									
12	SHABANI Alina									
31	HYSENI Lejla	11/29	38	4/10	1/5	1/3	1/2	1/2	3/7	
	TOTAL	11/29	38	4/10	1/5	1/3	1/2	1/2	3/7	0/0

Coach: **Mitat Ferati**

Number of attacks: 62, Efficiency: 34%, Average Duration: 30.31 seconds

Attack by type of defense

	Shots	9m	6m	Wing	TF	E7	E2
On def. 6-0	12/28	4/14	2/4	1/2	15	2	4
On def. 5-1	2/9	0/4	1/1	0/1	5	1	0
On def. 4-2	0/1	0/1	0/0	0/0	0	1	1
Fastbreak	3/4				0	0	0

Defense by type

	Total	9m	6m	Wing	Stl.	C7	2m
Def. 6-0	15/33	6/15	4/5	2/6	6	2	0
Def. 5-1	1/3	0/0	0/1	0/1	1	0	0
Fastbreak	1/2				0	0	5

Attack with superiority / minority / goalkeeper out

	Attack				Reaction		
	Att.	Eff.	Shots	TF	FB	LD	Tot.
6 on 6	43	33%	14/26	17			
5 on 6	7	14%	1/6	1			
6 on 5	11	55%	6/10	1			
5 on 5	1	0%	0/0	1			

Player superiority / GK out counted at the end of attack (in case it changes during attack)

Defense with superiority / minority / goalkeeper out

	Attack				Reaction		
	Att.	Eff.	Shots	TF	FB	LD	Tot.
7 on 6 (GK out)	3	33%	1/1	2	1/1	0/1	1/2
6 on 6 (GK out)	2	50%	1/1	1	0/0	0/0	0/0
6 on 6	39	33%	13/23	16			
6 on 5	7	14%	1/4	3			
6 on 4	1	100%	1/1	0			
5 on 6	7	14%	1/5	2			
5 on 5	2	0%	0/1	1			

Numbers show attacking numbers of oponnent. Lower efficiency of oponnent means better defense of this team

#	Jersey number	**Tot.**	Total shooting	**6m**	6m (line) shooting	**9m**	9m shooting	**Wng**	Wing shooting	**FB**	Fastbreak sh.	**7m**	7m penalty sh.
Brk.	Breakthrough sh.	**LD**	Long distance sh.	**As.**	Assists	**PC**	Pass clear chance	**E7**	Eearned 7m pen.	**TF**	Technical faults	**St.**	Steals
2m	2m punishments	**C7.**	Commited 7m	**E2**	Eearned 2m pun.	**YC.**	Yellow cards	**R/B**	Red/Blue cards	**Blk.**	Blocks	**S**	Starting Line-up

10th IHF Women's Youth World Championship 2024

Final Round, 23-24. place

Match Team Statistics
Match No. 103

Nigeria 18 - 21 Kosovo
(7 - 7) (11 - 14)

23.8.2024. 09:30
Attendance: 100
Olympic Sports Center

Referees: Khasan Ismoilov (UZB) / Khusan Ismoilov (UZB)

Shot distribution by player

2 D. Bici

0/1		

1 miss.

5 O. Gola

0/1		1/1
	1/1	1/1

2 miss.

7 A. Krasniqi

8 M. Bibaj

0/1		1/1

1 post 1 block 0/1 lob

9 S. Gjergjaj

11 A. Uglani

2/2		0/1
	0/2	0/1
1/2	0/1	

2 miss. 1 block

15 E. Zeneli

17 K. Ukaj

1/1		

20 L. Maqedonci

21 Z. Kameraj

1 miss.

22 D. Dresh

0/1		2/2
1/1		1/2
	1/1	5/7

1 post 1 miss.

23 S. Kameraj

27 A. Imeraj

1/1	0/1	1/1
	1/1	

TOTAL

3/5	0/1	4/5
1/1	1/3	1/3
2/5	2/3	7/9

2 post 7 miss. 2 block 0/1 lob

Saves distribution goalkeepers

1 A. Pllana

12 A. Shabani

31 L. Hyseni

1/6	1/2	0/3
1/1	1/1	4/5
1/6	1/1	1/4

TOTAL

1/6	1/2	0/3
1/1	1/1	4/5
1/6	1/1	1/4

Shots by position

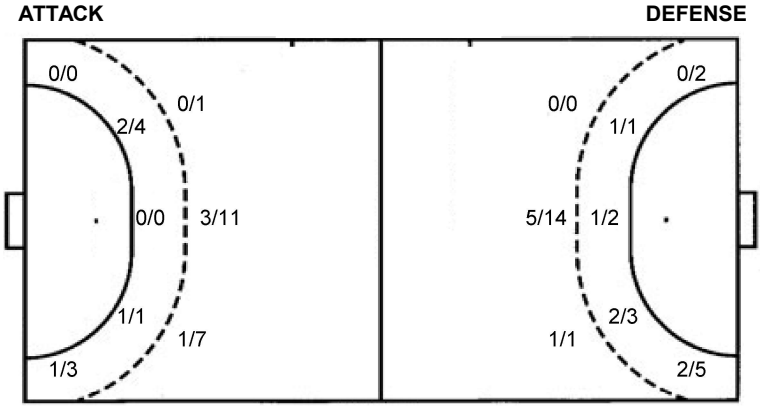

7m penalties	4/4	7m penalties	1/2
Fastbreak	3/4	Fastbreak	1/2
Breakthrough	6/11	Breakthrough	4/8
Long dist.	0/2	Long dist.	0/0

Shooting statistics

Position	Goals	Sav.	Miss.	Post	Blk.	Total	%
Back (9m)	4	9	4	0	2	19	21
Line (6m)	3	0	0	2	0	5	60
Wing	1	2	0	0	0	3	33
7m penalties	4	0	0	0	0	4	100
Fastbreak	3	0	1	0	0	4	75
Breakthrough	6	4	1	0	0	11	55
Total	**21**	**15**	**6**	**2**	**2**	**46**	**46**

#	Jersey number	**Tot.**	Total shooting	**6m**	6m (line) shooting	**9m**	9m shooting	**Wng**	Wing shooting	**FB**	Fastbreak sh.	**7m**	7m penalty sh.
Brk.	Breakthrough sh.	**LD**	Long distance sh.	**As.**	Assists	**PC**	Pass clear chance	**E7**	Eearned 7m pen.	**TF**	Technical faults	**St.**	Steals
2m	2m punishments	**C7.**	Commited 7m	**E2**	Eearned 2m pun.	**YC.**	Yellow cards	**R/B**	Red/Blue cards	**Blk.**	Blocks	**S**	Starting Line-up

10th IHF Women's Youth World Championship 2024

Final Round, 23-24. place

Match Team Statistics

Match No. 103

Nigeria 18 - 21 Kosovo

(7 - 7) (11 - 14)

23.8.2024. 09:30
Attendance: 100
Olympic Sports Center

Referees: Khasan Ismoilov (UZB) / Khusan Ismoilov (UZB)

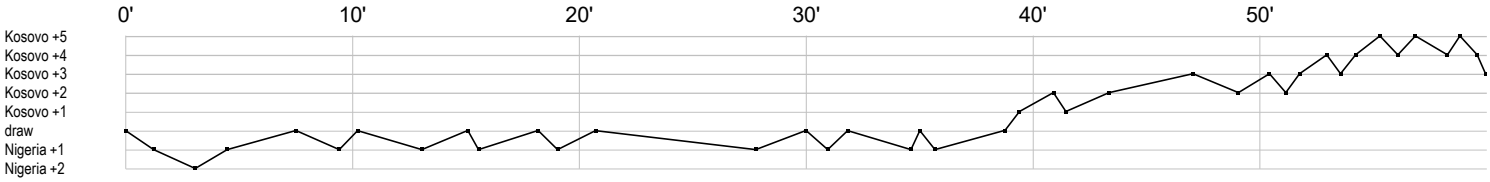

Nigeria



Kosovo



	In game	**g**	Goal scored	**f**	Missed shot	**a**	Assist	**t**	Technical faults	**b**	Steal
2	2min suspension	**e**	Eearned 7m	**c**	Commited 7m	**y**	Yellow card	**r**	Red Card	**k**	Blue card
i	Eearned 2min.	**x**	Block	**4**	4min suspension	**p**	Pass for clear chance	**s**	Saved shot	**r**	Received goal

Handball statistics and livescore by Toma-soft ltd (www.toma-soft.hr)