10th IHF Women's Youth World Championship 2024

Final Round, Semifinals

Match Team Statistics
Match No. 101

Denmark 21 - 20 France
(7 - 11) (14 - 9)

23.8.2024. 18:15
Attendance: 500
International Handball Hall

Referees: Agustin Conberse (ARG) / Santiago Correa (ARG)

Denmark

Players			Goals / shots									Attack					Def.			Penalties				TP
#	Surname and name	S	Tot.	%	9m	6m	Wing	7m	FB	Brk.	LD	As.	PC	E7	E2	TF	St.	C7	Blk	YC	2m	R	B	
3	HEDEGAARD Cecilie Zimmer		1/3	33	0/1	0/1				1/1														12:50
4	JENSEN Andrea Bjertrup	S	2/5	40			2/5									2	1							47:13
6	KLASTRUP Emma Rogilds																							19:48
7	HOPPE Kirstine Emilie		5/11	45	4/10						1/1	1	1			3	2		1					47:24
9	PLOUGSTRUP Anne Dolberg	S	8/14	57	3/8			3/3		2/3		2	1			1								24:40
10	SCHRODER Andrea Münster																							
11	KRISTENSEN Anna Mulbjerg	S	1/2	50			1/2																	12:40
15	PERSSON Julie Groth	S	1/2	50						1/2					1	1	2		2					43:49
16	NIELSEN Freja Fonseca	S																						58:10
18	SCHLEICHER Emilie	S	1/1	100		1/1								2	1		2	1	1		1			40:29
19	MICHELSEN Ditte Alnor		1/2	50			1/2							1	1									39:53
20	MADSEN Zenia Hald																							
21	ANDERSEN Signe Bang Sandager Roed		0/2	0	0/2																1			14:45
23	HANSEN Caroline Friis																							21:04
24	NORSKOV Cecilie Frydendahl	S	0/3	0	0/1			0/1		0/1		1	2			3								19:36
25	VEILGAARD Clara Bro		1/3	33						1/3		1	1	1		1								17:39
	Team / bench																			1				
	TOTAL		21/48	44	7/22	1/2	4/9	3/4	0/0	5/10	1/1	5	5	4	3	11	7	1	4	1	2	0	0	

Goalkeepers		Saves / shots								
#.	Surname and name	Tot.	%	9m	6m	Wing	7m	FB	Brk.	LD
16	NIELSEN Freja Fonseca	9/29	31	7/11	2/9	0/3	0/1	0/4	0/1	
20	MADSEN Zenia Hald									
	TOTAL	9/29	31	7/11	2/9	0/3	0/1	0/4	0/1	0/0

Coach: **Ole Lund Bitsch**

Number of attacks: 55, Efficiency: 38%, Average Duration: 34.45 seconds

Attack by type of defense

	Shots	9m	6m	Wing	TF	E7	E2
On def. 6-0	17/43	7/22	1/2	4/9	11	4	3
Fastbreak	0/0				0	0	0

Defense by type

	Total	9m	6m	Wing	Stl.	C7	2m
Def. 6-0	15/37	4/18	7/9	3/6	7	1	0
Fastbreak	4/4				0	0	2

Attack with superiority / minority / goalkeeper out

	Attack				Reaction		
	Att.	Eff.	Shots	TF	FB	LD	Tot.
7 on 6 (GK out)	2	0%	0/1	1	0/0	0/0	0/0
6 on 6	43	37%	16/33	10			
6 on 5	8	50%	4/8	0			
5 on 6	2	50%	1/2	0			

Player superiority / GK out counted at the end of attack (in case it changes during attack)

Defense with superiority / minority / goalkeeper out

	Attack				Reaction		
	Att.	Eff.	Shots	TF	FB	LD	Tot.
7 on 6 (GK out)	1	100%	1/1	0	0/0	0/0	0/0
6 on 6 (GK out)	2	0%	0/0	2	0/0	1/1	1/1
6 on 6	45	36%	16/31	14			
5 on 6	4	25%	1/3	1			
6 on 5	4	50%	2/3	1			

Numbers show attacking numbers of oponnent. Lower efficiency of oponnent means better defense of this team

#	Jersey number	**Tot.**	Total shooting	**6m**	6m (line) shooting	**9m**	9m shooting	**Wng**	Wing shooting	**FB**	Fastbreak sh.	**7m**	7m penalty sh.
Brk.	Breakthrough sh.	**LD**	Long distance sh.	**As.**	Assists	**PC**	Pass clear chance	**E7**	Eearned 7m pen.	**TF**	Technical faults	**St.**	Steals
2m	2m punishments	**C7.**	Commited 7m	**E2**	Eearned 2m pun.	**YC.**	Yellow cards	**R/B**	Red/Blue cards	**Blk.**	Blocks	**S**	Starting Line-up

10th IHF Women's Youth World Championship 2024

Final Round, Semifinals

Match Team Statistics
Match No. 101

Denmark 21 - 20 France
(7 - 11) (14 - 9)

23.8.2024. 18:15
Attendance: 500
International Handball Hall

Referees: Agustin Conberse (ARG) / Santiago Correa (ARG)

Shot distribution by player

3 C. Hedegaard

	0/1	1/1

1 block

4 A. Jensen

		0/1
1/1		

1 post 1 miss. 1/1 lob

6 E. Klastrup

7 K. Hoppe

1/1	1/1	
		2/2
0/1	1/1	

1 post 3 miss. 1 block

9 A. Plougstrup

0/1		2/3
1/1	0/1	5/5

2 miss. 1 block

10 A. Schroder

11 A. Kristensen

	1/1	

1 post

15 J. Persson

1/1		

1 miss.

18 E. Schleicher

1/1		

19 D. Michelsen

		1/2

21 S. Andersen

2 block

23 C. Hansen

24 C. Norskov

		0/1
0/1		0/1

25 C. Veilgaard

1/1	0/1	

1 miss.

TOTAL

2/3	1/1	2/4
1/1		2/3
3/5	2/5	7/9

3 post 8 miss. 5 block 1/1 lob

Saves distribution goalkeepers

16 F. Nielsen

0/3		0/1
0/3	2/2	1/3
1/5	3/5	2/6

20 Z. Madsen

TOTAL

0/3		0/1
0/3	2/2	1/3
1/5	3/5	2/6

Shots by position

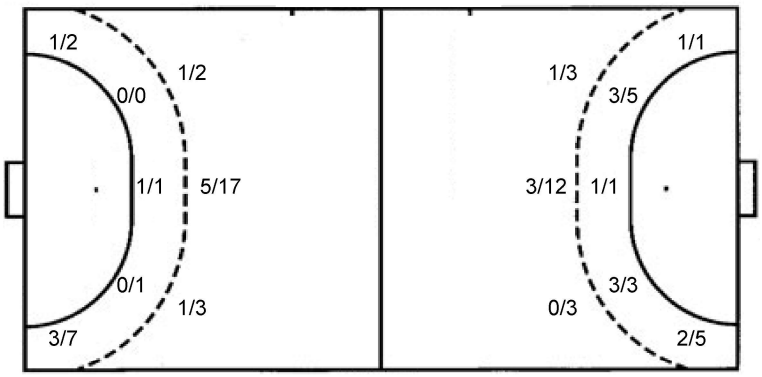

7m penalties	3/4	7m penalties	1/1
Fastbreak	0/0	Fastbreak	4/4
Breakthrough	5/10	Breakthrough	1/4
Long dist.	1/1	Long dist.	0/0

Shooting statistics

Position	Goals	Sav.	Miss.	Post	Blk.	Total	%
Back (9m)	7	5	4	1	5	22	32
Line (6m)	1	1	0	0	0	2	50
Wing	4	2	1	2	0	9	44
7m penalties	3	1	0	0	0	4	75
Fastbreak	0	0	0	0	0	0	0
Breakthrough	5	2	3	0	0	10	50
Total	**20**	**11**	**8**	**3**	**5**	**47**	**43**

#	Jersey number	**Tot.**	Total shooting	**6m**	6m (line) shooting	**9m**	9m shooting	**Wng**	Wing shooting	**FB**	Fastbreak sh.	**7m**	7m penalty sh.
Brk.	Breakthrough sh.	**LD**	Long distance sh.	**As.**	Assists	**PC**	Pass clear chance	**E7**	Eearned 7m pen.	**TF**	Technical faults	**St.**	Steals
2m	2m punishments	**C7.**	Commited 7m	**E2**	Eearned 2m pun.	**YC.**	Yellow cards	**R/B**	Red/Blue cards	**Blk.**	Blocks	**S**	Starting Line-up

10th IHF Women's Youth World Championship 2024

Final Round, Semifinals

Match Team Statistics
Match No. 101

Denmark 21 - 20 France
(7 - 11) (14 - 9)

23.8.2024. 18:15
Attendance: 500
International Handball Hall

Referees: Agustin Conberse (ARG) / Santiago Correa (ARG)

France

Players			Goals / shots									Attack					Def.			Penalties				TP
#	Surname and name	S	Tot.	%	9m	6m	Wing	7m	FB	Brk.	LD	As.	PC	E7	E2	TF	St.	C7	Blk	YC	2m	R	B	
1	GONZALEZ Léane	S																						43:00
4	GROS Blandine		1/1	100					1/1								2							18:49
5	SENANT Corentine		1/1	100			1/1									1		1			1			23:15
6	CLERC Agathe		1/3	33	0/2	1/1										1								10:57
7	ABDOU Dawiya	S	3/6	50		1/1	1/4		1/1							2								40:33
8	NAAL Liyah	S														1								35:04
9	INJAI Zeina	S	4/9	44	1/5	1/1	1/1		1/1	0/1			2		1	3	1	1	1		1			19:43
10	KOESTNER Claire	S	1/3	33	0/2			1/1				3				5								32:58
11	BUREU CRUZ Emma		1/1	100		1/1										1								4:49
12	JOYET BONDU Lisa																							14:29
13	FERDILUS Eléa	S	3/3	100		3/3																		41:13
15	ANDON Julilove																							14:16
17	CHANTELLY Melissa	S	2/6	33	0/2	0/1			1/1	1/2		4		1		2	1		1					35:37
19	LAMBET Lalie																	2	2					31:57
20	AROTCARENA-ROSAS Jone															1					1			21:27
21	KINGUÉ Prunelle		3/9	33	3/7	0/1				0/1		2			1	1			1			1		31:53
	Team / bench																							
	TOTAL		20/42	48	4/18	7/9	3/6	1/1	4/4	1/4	0/0	9	2	1	2	18	4	4	5	0	3	1	0	

Goalkeepers		Saves / shots								
#.	Surname and name	Tot.	%	9m	6m	Wing	7m	FB	Brk.	LD
1	GONZALEZ Léane	9/20	45	4/6	1/2	1/4	1/3		2/5	
12	JOYET BONDU Lisa	2/11	18	1/6		1/2	0/1		0/2	
	TOTAL	11/31	35	5/12	1/2	2/6	1/4	0/0	2/7	0/0

Coach: **De Lafuente Olivier**

Number of attacks: 56, Efficiency: 36%, Average Duration: 30.23 seconds

Attack by type of defense

	Shots	9m	6m	Wing	TF	E7	E2
On def. 6-0	15/37	4/18	7/9	3/6	18	1	2
Fastbreak	4/4				0	0	0

Defense by type

	Total	9m	6m	Wing	Stl.	C7	2m
Def. 6-0	17/43	7/22	1/2	4/9	4	4	0
Fastbreak	0/0				0	0	3

Attack with superiority / minority / goalkeeper out

	Attack				Reaction		
	Att.	Eff.	Shots	TF	FB	LD	Tot.
7 on 6 (GK out)	1	100%	1/1	0	0/0	0/0	0/0
6 on 6 (GK out)	2	0%	0/0	2	0/0	1/1	1/1
6 on 6	45	36%	16/31	14			
5 on 6	4	25%	1/3	1			
6 on 5	4	50%	2/3	1			

Player superiority / GK out counted at the end of attack (in case it changes during attack)

Defense with superiority / minority / goalkeeper out

	Attack				Reaction		
	Att.	Eff.	Shots	TF	FB	LD	Tot.
7 on 6 (GK out)	2	0%	0/1	1	0/0	0/0	0/0
6 on 6	43	37%	16/33	10			
6 on 5	8	50%	4/8	0			
5 on 6	2	50%	1/2	0			

Numbers show attacking numbers of oponnent. Lower efficiency of oponnent means better defense of this team

#	Jersey number	**Tot.**	Total shooting	**6m**	6m (line) shooting	**9m**	9m shooting	**Wng**	Wing shooting	**FB**	Fastbreak sh.	**7m**	7m penalty sh.
Brk.	Breakthrough sh.	**LD**	Long distance sh.	**As.**	Assists	**PC**	Pass clear chance	**E7**	Eearned 7m pen.	**TF**	Technical faults	**St.**	Steals
2m	2m punishments	**C7.**	Commited 7m	**E2**	Eearned 2m pun.	**YC.**	Yellow cards	**R/B**	Red/Blue cards	**Blk.**	Blocks	**S**	Starting Line-up

10th IHF Women's Youth World Championship 2024

Final Round, Semifinals

Match Team Statistics
Match No. 101

Denmark 21 - 20 France
(7 - 11) (14 - 9)

23.8.2024. 18:15
Attendance: 500
International Handball Hall

Referees: Agustin Conberse (ARG) / Santiago Correa (ARG)

Shot distribution by player

4 B. Gros

1/1		

5 C. Senant

1/1 lob

6 A. Clerc

	0/1	
		1/1

1 block

7 D. Abdou

1/1		1/1
		1/1

2 post 1 miss.

8 L. Naal

9 Z. Injai

2/2		
		1/2
1/1	0/2	0/1

1 miss.

10 C. Koestner

	0/1	
1/1		

1 block

11 E. Bureu Cruz

		1/1

13 E. Ferdilus

1/1		
	1/1	1/1

15 J. Andon

17 M. Chantelly

1/1	1/1	0/1

2 post 1 block

19 L. Lambet

20 J. Arotcarena-Rosas

21 P. Kingué

1/1		
1/1		
0/1	0/1	1/1

2 post 1 miss. 1 block

TOTAL

3/3		1/1
3/3	0/2	2/3
4/5	2/5	4/6

6 post 3 miss. 4 block 1/1 lob

Saves distribution goalkeepers

1 L. Gonzalez

1/2		2/4
		0/1
1/4	3/4	2/5

12 L. Joyet Bondu

0/1		
0/1		1/2
1/1	0/1	0/4

TOTAL

1/3		2/4
0/1		1/3
2/5	3/5	2/9

Shots by position

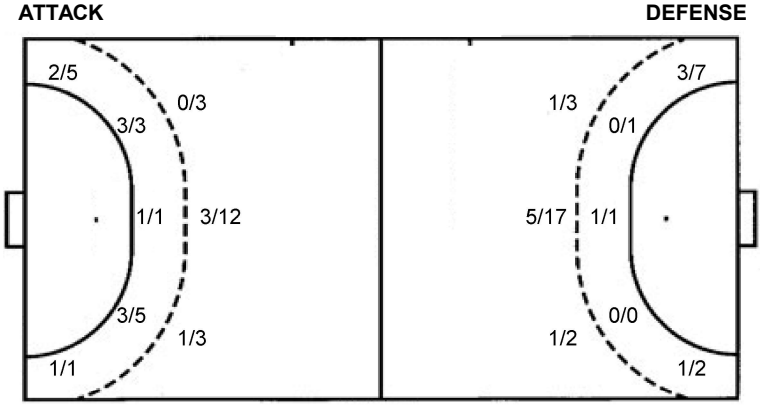

7m penalties	1/1	7m penalties	3/4
Fastbreak	4/4	Fastbreak	0/0
Breakthrough	1/4	Breakthrough	5/10
Long dist.	0/0	Long dist.	1/1

Shooting statistics

Position	Goals	Sav.	Miss.	Post	Blk.	Total	%
Back (9m)	4	7	0	3	4	18	22
Line (6m)	7	2	0	0	0	9	78
Wing	3	0	1	2	0	6	50
7m penalties	1	0	0	0	0	1	100
Fastbreak	4	0	0	0	0	4	100
Breakthrough	1	0	2	1	0	4	25
Total	**20**	**9**	**3**	**6**	**4**	**42**	**48**

#	Jersey number	**Tot.**	Total shooting	**6m**	6m (line) shooting	**9m**	9m shooting	**Wng**	Wing shooting	**FB**	Fastbreak sh.	**7m**	7m penalty sh.
Brk.	Breakthrough sh.	**LD**	Long distance sh.	**As.**	Assists	**PC**	Pass clear chance	**E7**	Eearned 7m pen.	**TF**	Technical faults	**St.**	Steals
2m	2m punishments	**C7.**	Commited 7m	**E2**	Eearned 2m pun.	**YC.**	Yellow cards	**R/B**	Red/Blue cards	**Blk.**	Blocks	**S**	Starting Line-up

Handball statistics and livescore by Toma-soft ltd (www.toma-soft.hr)

10th IHF Women's Youth World Championship 2024

Final Round, Semifinals

Match Team Statistics

Match No. 101

Denmark 21 - 20 France

(7 - 11) (14 - 9)

23.8.2024. 18:15
Attendance: 500
International Handball Hall

Referees: Agustin Conberse (ARG) / Santiago Correa (ARG)

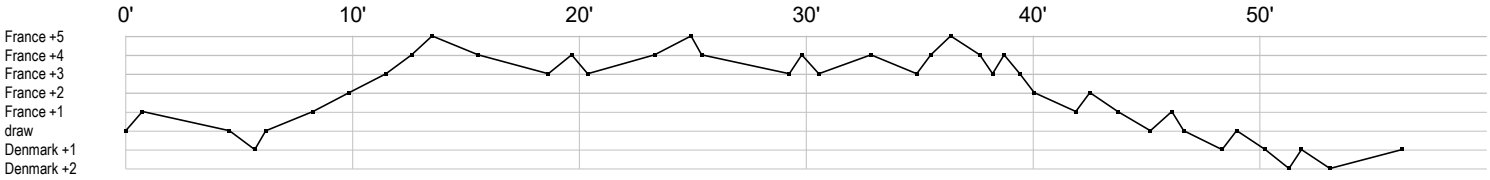

Denmark

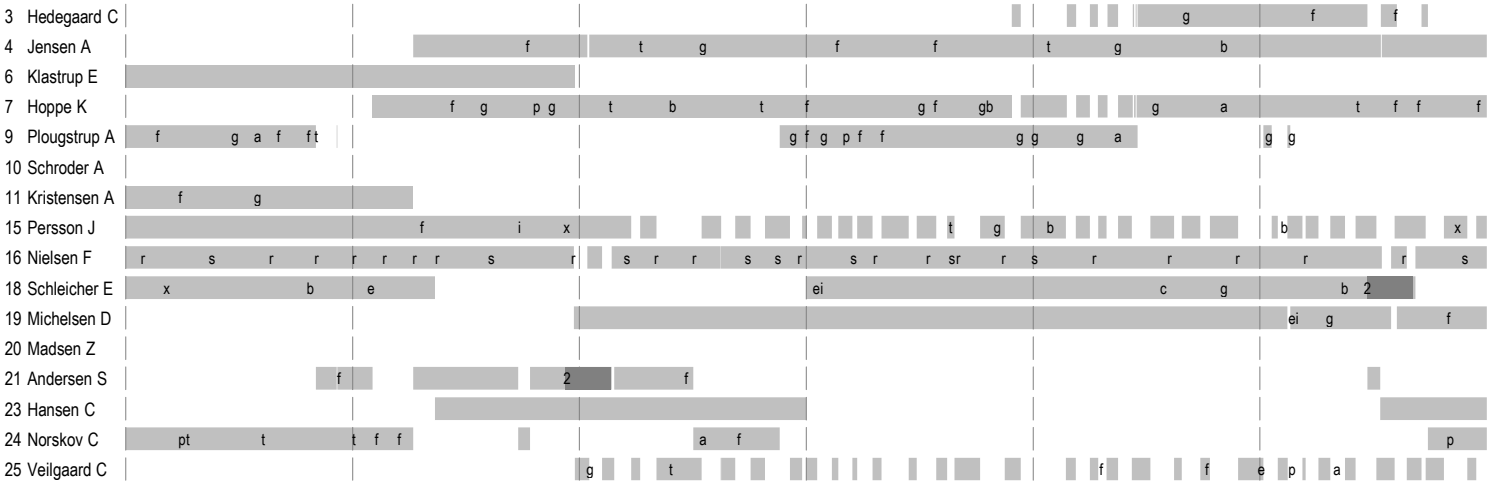

France

	In game	**g**	Goal scored	**f**	Missed shot	**a**	Assist	**t**	Technical faults	**b**	Steal
2	2min suspension	**e**	Eearned 7m	**c**	Commited 7m	**y**	Yellow card	**r**	Red Card	**k**	Blue card
i	Eearned 2min.	**x**	Block	**4**	4min suspension	**p**	Pass for clear chance	**s**	Saved shot	**r**	Received goal