10th IHF Women's Youth World Championship 2024

Final Round, 9-10. place

Match Team Statistics
Match No. 100

Norway 24 - 29 Czechia
(10 - 15) (14 - 14)

23.8.2024. 15:45
Attendance: 300
Olympic Sports Center

Referees: Ismailj Metalari (MKD) / Nenad Nikolovski (MKD)

Norway

Players			Goals / shots									Attack					Def.			Penalties				TP
#	Surname and name	S	Tot.	%	9m	6m	Wing	7m	FB	Brk.	LD	As.	PC	E7	E2	TF	St.	C7	Blk	YC	2m	R	B	
1	RO Pernille	S											2											16:08
4	HAGENES Maia Matre																							
5	HALDORSSON Mali	S	3/7	43	0/3	1/2		2/2				2	1			1			4					58:25
6	BREEN Milla Haugerstuen	S	5/7	71		2/2	1/2		2/3			1				2	1							25:38
8	REFSLAND Vilde		3/5	60		0/1	2/3		1/1															32:49
10	WITH Synne	S																						24:18
11	HESSEN Julia	S										1	2			7		1		1				23:14
12	LANGAARD Leah Isabell											1												13:52
14	EKERHOVD Sofie Nilssen		4/5	80	2/3	1/1				1/1		2				3		1						19:05
16	GUNNARSDOTTIR Ella Briet																							30:00
18	TOMMERVAG Ingeborg Johanne Nyborg		2/2	100		1/1				1/1									1					33:34
21	GULBRANDSEN Vanessa Braten	S	2/6	33		1/1	0/2		1/2	0/1							1							60:00
22	HOLTE Othilie Liodden		0/1	0	0/1									1	1	4								8:55
24	ELLINGSEN Julie		1/3	33	0/2					1/1														16:39
27	KONGSSUND Oda		1/5	20	1/2	0/1	0/1			0/1				1										16:11
35	LANGSETH Thilla Karoline Molle	S	3/8	38	2/6					1/2			1			3			2					41:12
	Team / bench																							
	UKUPNO		24/49	49	5/17	6/9	3/8	2/2	4/6	4/7	0/0	7	6	2	1	20	2	2	7	1	0	0	0	

Goalkeepers		Saves / shots								
#.	Surname and name	Tot.	%	9m	6m	Wing	7m	FB	Brk.	LD
1	RO Pernille	3/12	25	2/4	0/2	0/2	0/1	0/1	1/2	
12	LANGAARD Leah Isabell	2/8	25	0/2	0/1	1/2		1/2	0/1	
16	GUNNARSDOTTIR Ella Briet	3/17	18	1/3	0/4	2/2		0/2	0/6	
	TOTAL	8/37	22	3/9	0/7	3/6	0/1	1/5	1/9	0/0

Coach: **Ane Victoria Ness Mällberg**

Number of attacks: 65, Efficiency: 37%, Average Duration: 26.31 seconds

Attack by type of defense

	Shots	9m	6m	Wing	TF	E7	E2
On def. 6-0	18/41	5/17	6/9	3/8	20	2	1
Fastbreak	4/6				0	0	0

Defense by type

	Total	9m	6m	Wing	Stl.	C7	2m
Def. 6-0	22/40	5/17	6/6	3/7	2	1	0
Def. 5-1	2/2	1/1	1/1	0/0	0	1	0
Fastbreak	4/6				0	0	0

Attack with superiority / minority / goalkeeper out

	Attack				Reaction		
	Att.	Eff.	Shots	TF	FB	LD	Tot.
6 on 6	63	37%	23/43	20			
6 on 5	2	50%	1/2	0			

Player superiority / GK out counted at the end of attack (in case it changes during attack)

Defense with superiority / minority / goalkeeper out

	Attack				Reaction		
	Att.	Eff.	Shots	TF	FB	LD	Tot.
7 on 6 (GK out)	1	0%	0/0	1	0/0	0/0	0/0
6 on 6 (GK out)	1	100%	1/1	0	0/0	0/0	0/0
6 on 6	63	44%	28/44	19			

Numbers show attacking numbers of oponnent. Lower efficiency of oponnent means better defense of this team

#	Jersey number	**Tot.**	Total shooting	**6m**	6m (line) shooting	**9m**	9m shooting	**Wng**	Wing shooting	**FB**	Fastbreak sh.	**7m**	7m penalty sh.
Brk.	Breakthrough sh.	**LD**	Long distance sh.	**As.**	Assists	**PC**	Pass clear chance	**E7**	Eearned 7m pen.	**TF**	Technical faults	**St.**	Steals
2m	2m punishments	**C7.**	Commited 7m	**E2**	Eearned 2m pun.	**YC.**	Yellow cards	**R/B**	Red/Blue cards	**Blk.**	Blocks	**S**	Starting Line-up

10th IHF Women's Youth World Championship 2024

Final Round, 9-10. place

Match Team Statistics
Match No. 100

Norway 24 - 29 Czechia
(10 - 15) (14 - 14)

23.8.2024. 15:45
Attendance: 300
Olympic Sports Center

Referees: Ismailj Metalari (MKD) / Nenad Nikolovski (MKD)

Shot distribution by player

4 M. Hagenes

5 M. Haldorsson

	0/2	
2/2		0/2

1/1 lob

6 M. Breen

		1/1

2 post 4/4 lob

8 V. Refsland

		1/1
	1/2	1/1

1 post

10 S. With

11 J. Hessen

14 S. Ekerhovd

	0/1	2/2
		1/1
1/1		

18 I. Tommervag

2/2		

21 V. Gulbrandsen

		0/1
		0/1
1/2	0/1	

1/1 lob

22 O. Holte

		0/1

24 J. Ellingsen

1/1		
0/1	0/1	

27 O. Kongssund

		1/3
0/2		

35 T. Langseth

1/1		
		0/1
1/1	0/1	1/1

1 miss. 2 block

TOTAL

1/1	0/3	4/7
1/1		1/4
7/11	1/5	3/5

3 post 1 miss. 2 block 6/6 lob

Saves distribution goalkeepers

1 P. Ro

		0/2
2/2		1/3
0/2		0/3

12 L. Langaard

0/1	1/1	0/1
		0/1
1/2		0/2

16 E. Gunnarsdottir

0/1	2/3	1/4
0/1		
0/2	0/1	0/5

TOTAL

0/2	3/4	1/7
2/3		1/4
1/6	0/1	0/10

Shots by position

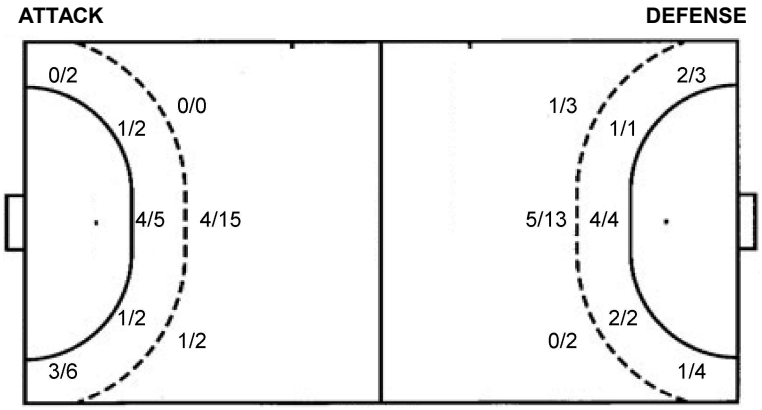

7m penalties	2/2	7m penalties	1/2
Fastbreak	4/6	Fastbreak	4/6
Breakthrough	4/7	Breakthrough	8/10
Long dist.	0/0	Long dist.	0/0

Shooting statistics

Position	Goals	Sav.	Miss.	Post	Blk.	Total	%
Back (9m)	5	9	1	0	2	17	29
Line (6m)	6	3	0	0	0	9	67
Wing	3	3	0	2	0	8	38
7m penalties	2	0	0	0	0	2	100
Fastbreak	4	1	0	1	0	6	67
Breakthrough	4	3	0	0	0	7	57
Total	**24**	**19**	**1**	**3**	**2**	**49**	**49**

#	Jersey number	**Tot.**	Total shooting	**6m**	6m (line) shooting	**9m**	9m shooting	**Wng**	Wing shooting	**FB**	Fastbreak sh.	**7m**	7m penalty sh.
Brk.	Breakthrough sh.	**LD**	Long distance sh.	**As.**	Assists	**PC**	Pass clear chance	**E7**	Eearned 7m pen.	**TF**	Technical faults	**St.**	Steals
2m	2m punishments	**C7.**	Commited 7m	**E2**	Eearned 2m pun.	**YC.**	Yellow cards	**R/B**	Red/Blue cards	**Blk.**	Blocks	**S**	Starting Line-up

Handball statistics and livescore by Toma-soft ltd (www.toma-soft.hr)

10th IHF Women's Youth World Championship 2024

Final Round, 9-10. place

Match Team Statistics
Match No. 100

Norway 24 - 29 Czechia
(10 - 15) (14 - 14)

23.8.2024. 15:45
Attendance: 300
Olympic Sports Center

Referees: Ismailj Metalari (MKD) / Nenad Nikolovski (MKD)

Czechia

Players			Goals / shots									Attack					Def.			Penalties				TP
#	Surname and name	S	Tot.	%	9m	6m	Wing	7m	FB	Brk.	LD	As.	PC	E7	E2	TF	St.	C7	Blk	YC	2m	R	B	
1	FADRNÁ Nikola	S										1												54:38
2	MALCOVÁ Zuzana		0/1	0			0/1																	6:59
3	PAZDEROVÁ Tereza	S	1/2	50			0/1		1/1			1				1	2							51:21
4	KOCOVÁ Anna	S	0/1	0				0/1				2				3								31:58
5	RAMPOVÁ Claudia	S	3/4	75			2/3	1/1				1		2			1							40:26
7	ŠKÁRKOVÁ Eliška		1/1	100		1/1												2			1			29:45
9	BABOROVSKÁ Natálie		1/2	50					0/1	1/1		1				1	1							5:31
10	MATĚJKOVÁ Regína	S	3/6	50	0/2		1/1		1/1	1/2		1				1								31:03
11	HOLEŇÁKOVÁ Melisa		2/4	50	0/1				1/2	1/1						4								20:48
12	CHVÁTALOVÁ Adéla																							4:24
13	PEJŠOVÁ Viktorie	S	4/8	50	2/6	1/1				1/1						3			1					20:41
15	BAROŇOVÁ Eliška																							18:57
17	VRBKOVÁ Viktorie		6/8	75	1/3	2/2			1/1	2/2		1				3			1					27:57
19	POSPÍŠILOVÁ Tereza	S	2/2	100		2/2																		32:01
21	POLANKOVÁ Markéta		4/7	57	2/4	1/1	0/1			1/1			1			2								22:47
22	FILÍPKOVÁ Tereza		2/4	50	1/2					1/2						2								20:44
	Team / bench																							
	UKUPNO		29/50	58	6/18	7/7	3/7	1/2	4/6	8/10	0/0	8	1	2	0	20	4	2	2	0	1	0	0	

Goalkeepers		Saves / shots								
#.	Surname and name	Tot.	%	9m	6m	Wing	7m	FB	Brk.	LD
1	FADRNÁ Nikola	18/39	46	9/14	3/8	2/5	0/1	1/5	3/6	
12	CHVÁTALOVÁ Adéla	1/4	25		0/1	1/1	0/1		0/1	
	TOTAL	19/43	44	9/14	3/9	3/6	0/2	2/5	3/7	0/0

Coach: **Petra Vítková**

Number of attacks: 65, Efficiency: 45%, Average Duration: 28.91 seconds

Attack by type of defense

	Shots	9m	6m	Wing	TF	E7	E2
On def. 6-0	22/40	5/17	6/6	3/7	20	1	0
On def. 5-1	2/2	1/1	1/1	0/0	0	1	0
Fastbreak	4/6				0	0	0

Defense by type

	Total	9m	6m	Wing	Stl.	C7	2m
Def. 6-0	18/41	5/17	6/9	3/8	4	2	0
Fastbreak	4/6				0	0	1

Attack with superiority / minority / goalkeeper out

	Attack				Reaction		
	Att.	Eff.	Shots	TF	FB	LD	Tot.
7 on 6 (GK out)	1	0%	0/0	1	0/0	0/0	0/0
6 on 6 (GK out)	1	100%	1/1	0	0/0	0/0	0/0
6 on 6	63	44%	28/44	19			

Player superiority / GK out counted at the end of attack (in case it changes during attack)

Defense with superiority / minority / goalkeeper out

	Attack				Reaction		
	Att.	Eff.	Shots	TF	FB	LD	Tot.
6 on 6	63	37%	23/43	20			
6 on 5	2	50%	1/2	0			

Numbers show attacking numbers of oponnent. Lower efficiency of oponnent means better defense of this team

#	Jersey number	**Tot.**	Total shooting	**6m**	6m (line) shooting	**9m**	9m shooting	**Wng**	Wing shooting	**FB**	Fastbreak sh.	**7m**	7m penalty sh.
Brk.	Breakthrough sh.	**LD**	Long distance sh.	**As.**	Assists	**PC**	Pass clear chance	**E7**	Eearned 7m pen.	**TF**	Technical faults	**St.**	Steals
2m	2m punishments	**C7.**	Commited 7m	**E2**	Eearned 2m pun.	**YC.**	Yellow cards	**R/B**	Red/Blue cards	**Blk.**	Blocks	**S**	Starting Line-up

10th IHF Women's Youth World Championship 2024

Final Round, 9-10. place

Match Team Statistics
Match No. 100

Norway 24 - 29 Czechia
(10 - 15) (14 - 14)

23.8.2024. 15:45
Attendance: 300
Olympic Sports Center

Referees: Ismailj Metalari (MKD) / Nenad Nikolovski (MKD)

Shot distribution by player

2 Z. Malcová

1 post

3 T. Pazderová

		0/1
		1/1

4 A. Kocová

1 miss.

5 C. Rampová

	0/1	1/1
2/2		

7 E. Škárková

	1/1	

9 N. Baborovská

		1/1
0/1		

10 R. Matějková

0/1		1/1
1/1	1/1	

1 post 1 block

11 M. Holeňáková

1/1		
		1/1

1 post 1 block

13 V. Pejšová

1/1	0/1	1/1
0/1		0/1
1/1		1/1

1 block

15 E. Baroňová

17 V. Vrbková

		2/2
		1/1
		3/3

1 miss. 1 block

19 T. Pospíšilová

		2/2

21 M. Polanková

	0/1	
1/1		1/1
1/1		1/1

2 block

22 T. Filípková

		1/1
		1/1

1 post 1 block

TOTAL

2/2	1/4	6/7
1/3		3/4
5/6	1/1	10/10

4 post 2 miss. 7 block

Saves distribution goalkeepers

1 N. Fadrná

0/1	3/3	2/6
0/1		3/4
4/10	4/5	2/5

12 A. Chvátalová

		1/1
0/1		

TOTAL

0/1	3/3	3/7
0/1		3/4
4/11	4/5	2/5

Shots by position

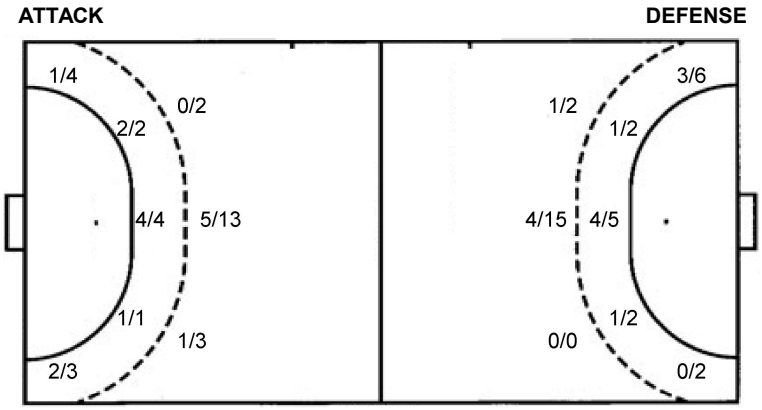

7m penalties	1/2	7m penalties	2/2
Fastbreak	4/6	Fastbreak	4/6
Breakthrough	8/10	Breakthrough	4/7
Long dist.	0/0	Long dist.	0/0

Shooting statistics

Position	Goals	Sav.	Miss.	Post	Blk.	Total	%
Back (9m)	6	3	1	1	7	18	33
Line (6m)	7	0	0	0	0	7	100
Wing	3	3	0	1	0	7	43
7m penalties	1	0	1	0	0	2	50
Fastbreak	4	1	0	1	0	6	67
Breakthrough	8	1	0	1	0	10	80
Total	**29**	**8**	**2**	**4**	**7**	**50**	**58**

#	Jersey number	**Tot.**	Total shooting	**6m**	6m (line) shooting	**9m**	9m shooting	**Wng**	Wing shooting	**FB**	Fastbreak sh.	**7m**	7m penalty sh.
Brk.	Breakthrough sh.	**LD**	Long distance sh.	**As.**	Assists	**PC**	Pass clear chance	**E7**	Eearned 7m pen.	**TF**	Technical faults	**St.**	Steals
2m	2m punishments	**C7.**	Commited 7m	**E2**	Eearned 2m pun.	**YC.**	Yellow cards	**R/B**	Red/Blue cards	**Blk.**	Blocks	**S**	Starting Line-up

10th IHF Women's Youth World Championship 2024

Final Round, 9-10. place

Match Team Statistics

Match No. 100

Norway 24 - 29 Czechia

(10 - 15) (14 - 14)

23.8.2024. 15:45
Attendance: 300
Olympic Sports Center

Referees: Ismailj Metalari (MKD) / Nenad Nikolovski (MKD)

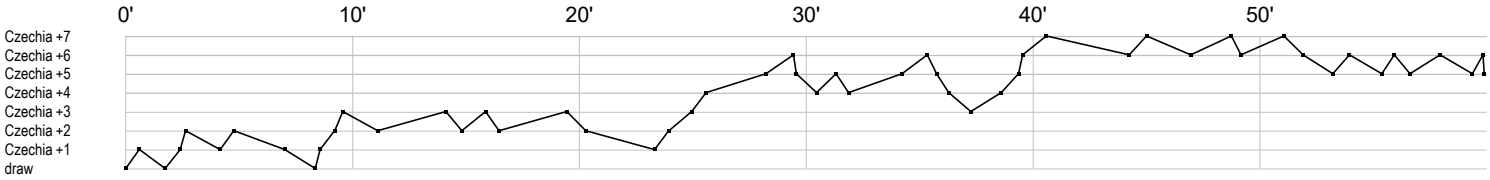

Norway

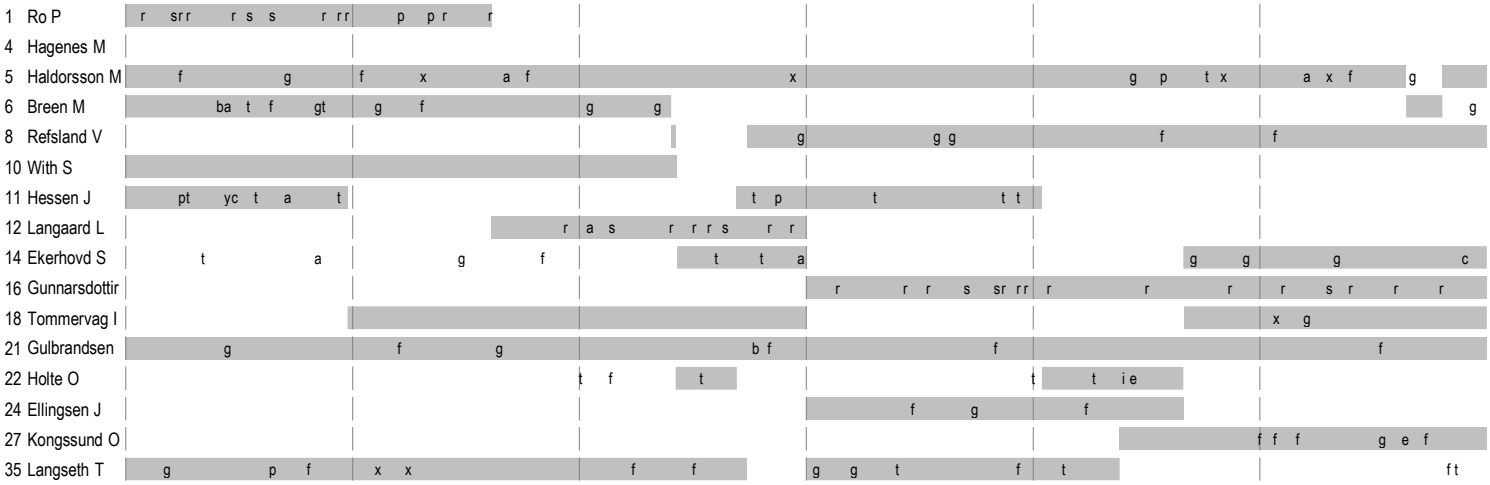

Czechia

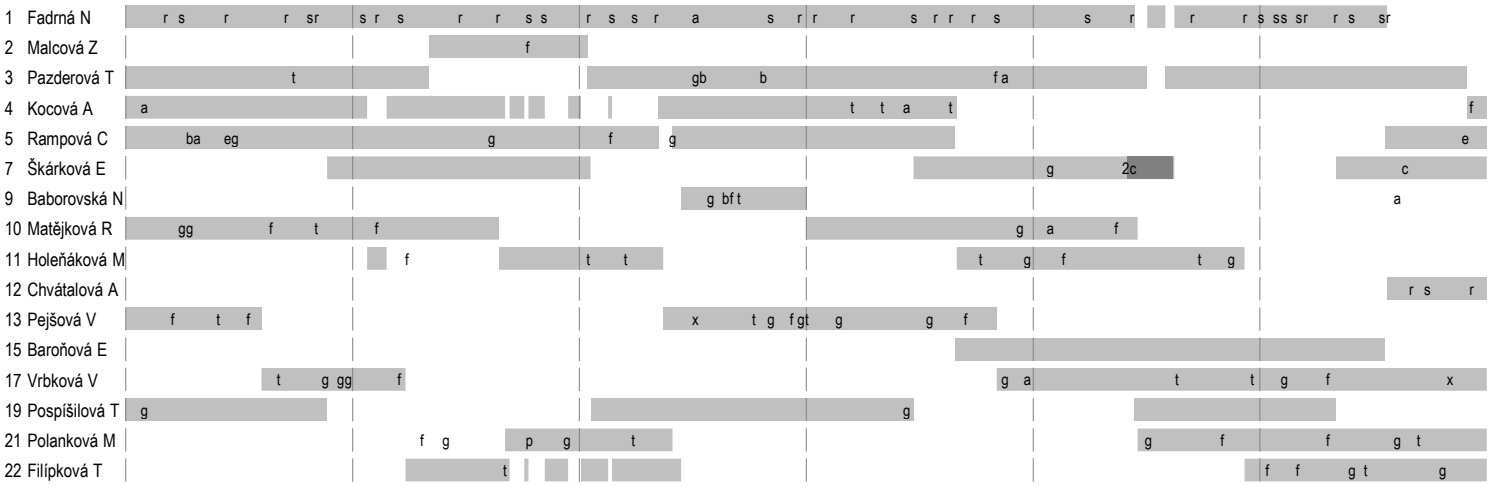

	In game	**g**	Goal scored	**f**	Missed shot	**a**	Assist	**t**	Technical faults	**b**	Steal
2	2min suspension	**e**	Eearned 7m	**c**	Commited 7m	**y**	Yellow card	**r**	Red Card	**k**	Blue card
i	Eearned 2min.	**x**	Block	**4**	4min suspension	**p**	Pass for clear chance	**s**	Saved shot	**r**	Received goal