



10th IHF Women's Youth World Championship 2024



Group C, 1. round

Match Team Statistics

Match No. 8

Netherlands 41 - 6 Canada

(21 - 5) (20 - 1)

14.8.2024. 12:00

Attendance: 100

Olympic Sports Center

Referees: Alice Watson (SWE) / Line Welin (SWE)

Shot distribution by player

5 E. Mallo 2/2 2 miss.	6 I. Pelzer 1/1 3/4	8 R. Van Galen 2/2 0/1 2/2 0/1 1/1 2/2 2 post 1/1 lob	9 F. Schouten 1/1 0/1 1/1 1/1	10 F. Kleijkers 1/1 1/1 1/1	11 R. Grooten 0/1 1/1 1/3 1 post 1/1 lob	12 J. Van Der Raaij 1/1 1/1
13 F. Portengen 2/2	14 M. Horvers 1/1 0/1 2/2	15 F. Kemp 1/1	16 S. Buijs 1/1 3/3 2/2	18 A. Schouten	19 S. Van Kleef 1/1	21 A. Borregana 1/1 1/1 0/1

TOTAL

4/5	0/1	4/4
2/4		5/5
12/14	1/3	11/12

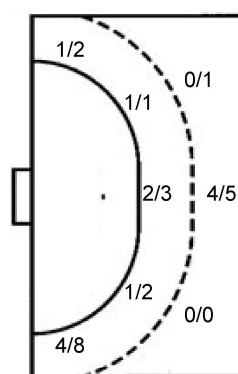
3 post 2 miss. 2/2 lob

Saves distribution goalkeepers

2 A. De Boer 1/1 1/1 1/1 3/6 4/5	3 C. Van Horssen 2/2 1/1 1/1 1/1 1/1 0/1	TOTAL 3/3 1/1 1/1 1/1 1/1 4/7 1/1 4/6
--	---	---

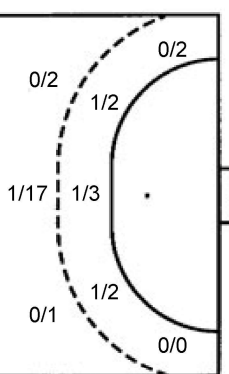
Shots by position

ATTACK



7m penalties 3/3
Fastbreak 15/18
Breakthrough 10/11
Long dist. 0/1

DEFENSE



7m penalties 0/1
Fastbreak 0/0
Breakthrough 2/2
Long dist. 0/0

Shooting statistics

Position	Goals	Sav.	Miss.	Post	Blk.	Total	%
Back (9m)	4	2	0	0	0	6	67
Line (6m)	4	2	0	0	0	6	67
Wing	5	4	1	0	0	10	50
7m penalties	3	0	0	0	0	3	100
Fastbreak	15	0	1	2	0	18	83
Breakthrough	10	1	0	0	0	11	91
Total	41	9	2	2	0	54	76

Jersey number Tot. Total shooting 6m 6m (line) shooting 9m 9m shooting Wng Wing shooting FB Fastbreak sh. 7m 7m penalty sh.
Brk. Breakthrough sh. LD Long distance sh. As. Assists PC Pass clear chance E7 Earned 7m pen. TF Technical faults St. Steals
2m 2m punishments C7. Committed 7m E2 Earned 2m pun. YC. Yellow cards R/B Red/Blue cards Blk. Blocks S Starting Line-up

Handball statistics and livescore by Toma-soft ltd (www.toma-soft.hr)



10th IHF Women's Youth World Championship 2024



Group C, 1. round

Match Team Statistics

Match No. 8

Netherlands 41 - 6 Canada

(21 - 5) (20 - 1)

14.8.2024. 12:00

Attendance: 100

Olympic Sports Center

Referees: Alice Watson (SWE) / Line Welin (SWE)

Canada

Players		Goals / shots									Attack					Def.			Penalties				TP		
#	Surname and name	S	Tot.	%	9m	6m	Wing	7m	FB	Brk.	LD	As.	PC	E7	E2	TF	St.	C7	Blk	YC	2m	R		B	
4	REID Maxim	S																							45:45
5	CHAGNON Ophély	S	0/5	0	0/4	0/1							2	2			11	1							35:55
6	RENY Annabelle		0/1	0		0/1												1				1			24:13
7	LECLAIR Amélie		1/2	50	0/1	1/1											2	3	1						34:32
8	BLAIS Doriane	S	0/1	0		0/1																			29:12
9	LANDRY Gabrielle		1/2	50		1/2																			24:19
11	ROZON Emma																								7:10
13	BOULY Aurélie	S																							25:52
14	BOISCLAIR Florence	S	1/6	17	0/5					1/1							5	1							41:49
15	RIOUX Sofia																								7:27
16	FLORESCU Alice																								29:15
19	HALUS-UDREA Clara Maria																2		1				1		23:15
20	VON KUSTER Brynn		0/1	0	0/1												2								10:15
22	LEMAIRE Mahély	S	3/12	25	1/8	1/2		0/1		1/1			1	1	1	12									45:48
26	FOURNIER Chloé		0/1	0	0/1												2								10:43
37	VRDOLJAK Katarina	S	0/1	0		0/1											1								21:40
	Team / bench																1								
	UKUPNO		6/32	19	1/20	3/7	0/2	0/1	0/0	2/2	0/0		2	3	1	1	38	5	3	0	0	4	0	0	

Goalkeepers		Saves / shots								
#	Surname and name	Tot.	%	9m	6m	Wing	7m	FB	Brk.	LD
13	BOULY Aurélie	2/23	9	0/4	1/2	0/3	0/2	0/4	1/8	
16	FLORESCU Alice	7/27	26	2/2	1/4	4/6	0/1	0/11	0/3	
	TOTAL	9/50	18	2/6	2/6	4/9	0/3	0/15	1/11	0/0

Coach: Eric Choquette

Number of attacks: 67, Efficiency: 9%, Average Duration: 38.72 seconds

Attack by type of defense

	Shots	9m	6m	Wing	TF	E7	E2
On def. 6-0	6/31	1/20	3/7	0/2	38	1	1
Fastbreak	0/0				0	0	0

Defense by type

	Total	9m	6m	Wing	Stl.	C7	2m
Def. 6-0	23/33	4/6	4/6	5/10	5	3	0
Fastbreak	15/18				0	0	4

Attack with superiority / minority / goalkeeper out

	Attack				Reaction		
	Att.	Eff.	Shots	TF	FB	LD	Tot.
7 on 6 (GK out)	1	0%	0/1	0	0/0	0/0	0/0
6 on 6 (GK out)	7	14%	1/3	4	1/1	0/1	1/2
6 on 6	57	9%	5/24	33			
6 on 5	2	0%	0/1	1			

Player superiority / GK out counted at the end of attack (in case it changes during attack)

Defense with superiority / minority / goalkeeper out

	Attack				Reaction		
	Att.	Eff.	Shots	TF	FB	LD	Tot.
6 on 6	56	61%	34/44	12			
6 on 5	10	60%	6/10	0			
5 on 6	2	50%	1/1	1			


Numbers show attacking numbers of opponent. Lower efficiency of opponent means better defense of this team

Jersey number Tot. Total shooting 6m 6m (line) shooting 9m 9m shooting Wng Wing shooting FB Fastbreak sh. 7m 7m penalty sh.
 Brk. Breakthrough sh. LD Long distance sh. As. Assists PC Pass clear chance E7 Earned 7m pen. TF Technical faults St. Steals
 2m 2m punishments C7. Committed 7m E2 Earned 2m pun. YC. Yellow cards R/B Red/Blue cards Blk. Blocks S Starting Line-up

Handball statistics and livescore by Toma-soft ltd (www.toma-soft.hr)



10th IHF Women's Youth World Championship 2024



Group C, 1. round

Match Team Statistics

Match No. 8

Netherlands 41 - 6 Canada

(21 - 5) (20 - 1)

14.8.2024. 12:00

Attendance: 100

Olympic Sports Center

Referees: Alice Watson (SWE) / Line Welin (SWE)

Shot distribution by player

4 M. Reid [Grid]	5 O. Chagnon 0/1 [Grid] 1 post 1 miss. 0/2 [Grid]	6 A. Reny [Grid] 0/1 [Grid]	7 A. Leclair [Grid] 1/1 [Grid] 1 miss.	8 D. Blais [Grid] 1 miss.	9 G. Landry [Grid] 0/1 [Grid] 1/1 [Grid]	11 E. Rozon [Grid]
14 F. Boisclair [Grid] 0/1 [Grid] 1/3 [Grid] 1 miss. 1 block	15 S. Rioux [Grid]	19 C. Halus-Udrea [Grid]	20 B. Von Kuster [Grid] 1 block	22 M. Lemaire 0/2 0/1 0/1 [Grid] 0/1 [Grid] 1/2 1/2 [Grid] 2 block 1/1 lob	26 C. Fournier [Grid] 1 block	37 K. Vrdoljak [Grid] 0/1 [Grid]

TOTAL

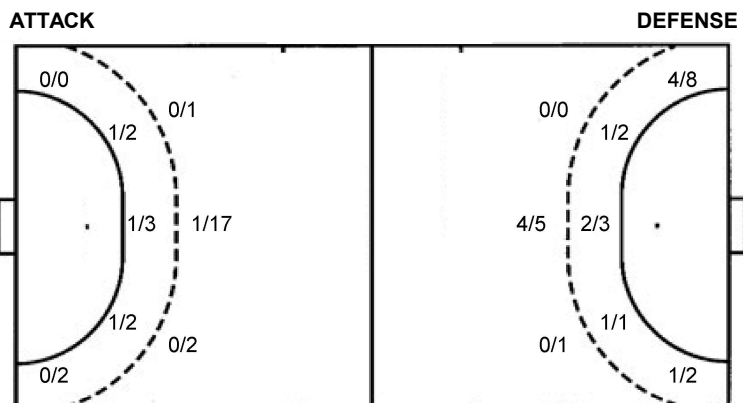
0/3	0/1	0/1
	0/1	0/1
3/7	0/1	2/6

1 post 4 miss. 5 block 1/1 lob

Saves distribution goalkeepers

13 A. Bouly 0/2 [Grid] 0/1 [Grid] 1/3 [Grid] 0/4 [Grid] 0/5 [Grid] 1/6 [Grid]	16 A. Florescu 1/3 1/1 0/3 [Grid] 1/1 [Grid] 0/1 [Grid] 2/9 2/3 0/6 [Grid]	TOTAL 1/5 1/1 0/4 [Grid] 2/4 [Grid] 0/5 [Grid] 2/14 2/3 1/12 [Grid]
--	---	--

Shots by position



7m penalties 0/1	7m penalties 3/3
Fastbreak 0/0	Fastbreak 15/18
Breakthrough 2/2	Breakthrough 10/11
Long dist. 0/0	Long dist. 0/1

Shooting statistics

Position	Goals	Sav.	Miss.	Post	Blk.	Total	%
Back (9m)	1	10	3	1	5	20	5
Line (6m)	3	4	0	0	0	7	43
Wing	0	1	1	0	0	2	0
7m penalties	0	1	0	0	0	1	0
Fastbreak	0	0	0	0	0	0	0
Breakthrough	2	0	0	0	0	2	100
Total	6	16	4	1	5	32	19

Jersey number Tot. Total shooting 6m 6m (line) shooting 9m 9m shooting Wng Wing shooting FB Fastbreak sh. 7m 7m penalty sh.
 Brk. Breakthrough sh. LD Long distance sh. As. Assists PC Pass clear chance E7 Earned 7m pen. TF Technical faults St. Steals
 2m 2m punishments C7. Committed 7m E2 Earned 2m pun. YC. Yellow cards R/B Red/Blue cards Blk. Blocks S Starting Line-up



10th IHF Women's Youth World Championship 2024



Group C, 1. round

Match Team Statistics

Match No. 8

Netherlands 41 - 6 Canada

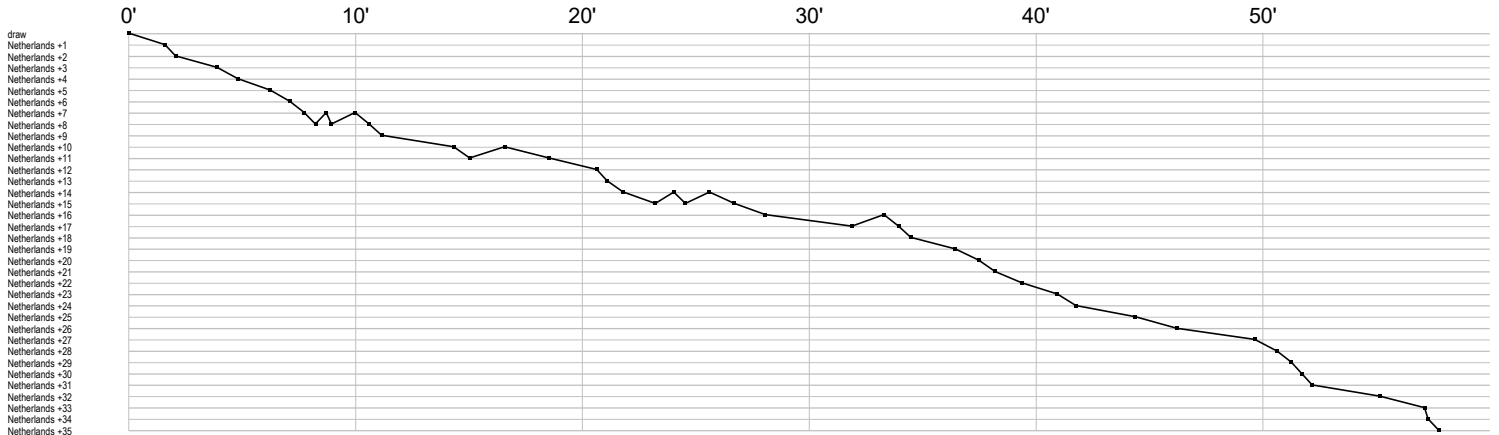
(21 - 5) (20 - 1)

14.8.2024. 12:00

Attendance: 100

Olympic Sports Center

Referees: Alice Watson (SWE) / Line Welin (SWE)



Netherlands

2 De Boer A	s s ss r r s r s r r sss s
3 Van Horsen	s r a s s t a s s s
5 Mallo E	b t g g f f
6 Peizer I	g t f g a b g g x
8 Van Galen R	g g i e f f g g g g f t g g f
9 Schouten F	g g g t f b a b t p
10 Kleijkers F	g g a c a e i a a g
11 Grooten R	g g g f f f f
12 Van Der Raaij	t b gb g p i e
13 Portengen F	p g p t g a a
14 Horvers M	x a a g g b t g f a
15 Kemp F	t g
16 Buijs S	g g x g g x b g a g
18 Schouten A	t x a
19 Van Kleef S	g b
21 Borregana A	g g t t f g 2

Canada

4 Reid M	
5 Chagnon O	t t p t a f t f p a t t t t f b f f t t
6 Reny A	g t b 2c f 2 t b b f
7 Leclair A	g t b 2c f 2 t b b
8 Blais D	f f
9 Landry G	f g
11 Rozon E	
13 Bouly A	rr r r r r r r r s r r r r r r s r r
14 Boisclair F	ff f t t t g f f t b t
15 Rioux S	
16 Florescu A	r srr sr r r r sr r r s r r r r r sr s r r r s
19 Halus-Udrea	2c t t
20 Von Kuster B	f t
22 Lemaire M	f t f f g t t f t g ef g t t t p f f t t i t f t f t t
26 Fournier C	t f t
37 Vrdoljak K	t f

In game	g Goal scored	f Missed shot	a Assist	t Technical faults	b Steal
2 2min suspension	e Earned 7m	c Committed 7m	y Yellow card	r Red Card	k Blue card
i Earned 2min.	x Block	4 4min suspension	p Pass for clear chance	s Saved shot	r Received goal