



# 10th IHF Women's Youth World Championship 2024



Group H, 1. round

Match Team Statistics

## Czechia 28 - 17 Iceland

14.8.2024. 16:00

Match No. 4

(16 - 4) (12 - 13)

Attendance: 800

International Handball Hall

Referees: Denis Bolic (AUT) / Christoph Hurich (AUT)

### Czechia

#	Surname and name	S	Goals / shots								Attack					Def.			Penalties			TP							
			Tot.	%	9m	6m	Wing	7m	FB	Brk.	LD	As.	PC	E7	E2	TF	St.	C7	Blk	YC	2m		R	B					
1	FADRŇA Nikola	S	0/1	0																								45:51	
2	MALCOVÁ Zuzana		1/2	50						1/1	0/1																	22:46	
3	PAZDEROVÁ Tereza	S	2/3	67			2/2			0/1																		36:01	
4	KOCOVÁ Anna	S	4/5	80		1/2				1/1	2/2				1													22:36	
5	RAMPOVÁ Claudia	S	6/7	86				3/3	2/2	1/2					1			1										37:24	
7	ŠKÁRKOVÁ Eliška		2/2	100		2/2																						25:30	
9	BABOROVSKÁ Natálie		2/3	67		1/2									1		1	1	2									24:24	
10	MATĚJKOVÁ Regina	S	0/2	0	0/1									0/1	1				1									21:23	
11	HOLEŇÁKOVÁ Melisa		1/4	25	0/2					1/1	0/1				1		1		2									30:11	
12	CHVÁTALOVÁ Adéla															1												12:39	
13	PEJŠOVÁ Viktorie	S	4/8	50	3/6	0/1									3		1	1	2									17:04	
15	BARONOVÁ Eliška																											22:00	
17	VRBKOVÁ Viktorie		2/6	33	0/1				0/1	1/1	1/3								1									23:15	
19	POSPÍŠILOVÁ Tereza	S	1/1	100		1/1									1				1	1	2							35:04	
21	POLANKOVÁ Markéta		3/5	60	3/5													1	1		1							17:48	
22	FILIPKOVÁ Tereza		0/2	0	0/1				0/1																			26:04	
	Team / bench																												
	UKUPNO		28/51	55	6/16	5/8	5/5	2/4	5/7	5/9	0/2				9	1	3	4	12	3	3	2	0	4	0	0			

#	Surname and name	Saves / shots								
		Tot.	%	9m	6m	Wing	7m	FB	Brk.	LD
1	FADRŇA Nikola	14/25	56	11/13	2/5	0/2	1/2	0/1	0/2	
12	CHVÁTALOVÁ Adéla	3/9	33	2/4	0/2	1/2		0/1		
	TOTAL	17/34	50	13/17	2/7	1/4	1/2	0/2	0/2	0/0

Coach: Petra Vitková

Number of attacks: 58, Efficiency: 48%, Average Duration: 29.67 seconds

### Attack by type of defense

	Shots	9m	6m	Wing	TF	E7	E2
On def. 6-0	21/38	6/16	5/8	5/5	12	3	4
Fastbreak	5/7				0	0	0

### Defense by type

	Total	9m	6m	Wing	Stl.	C7	2m
Def. 6-0	14/37	4/24	5/7	3/4	3	3	0
Fastbreak	2/2				0	0	4

### Attack with superiority / minority / goalkeeper out

	Attack				Reaction		
	Att.	Eff.	Shots	TF	FB	LD	Tot.
7 on 6 (GK out)	1	0%	0/1	0	1/1	0/0	1/1
6 on 6 (GK out)	2	0%	0/2	0	0/0	0/0	0/0
6 on 6	43	42%	18/31	12			
6 on 5	11	82%	9/11	0			
5 on 6	1	100%	1/1	0			

Player superiority / GK out counted at the end of attack (in case it changes during attack)

### Defense with superiority / minority / goalkeeper out


	Attack				Reaction		
	Att.	Eff.	Shots	TF	FB	LD	Tot.
7 on 6 (GK out)	2	50%	1/1	1	0/0	0/0	0/0
6 on 6 (GK out)	8	25%	2/4	4	1/1	0/1	1/2
6 on 6	42	33%	14/30	12			
6 on 5	3	0%	0/1	2			
7 on 4 (GK out)	1	0%	0/1	0	0/0	0/0	0/0

Numbers show attacking numbers of opponent. Lower efficiency of opponent means better defense of this team

# Jersey number Tot. Total shooting 6m 6m (line) shooting 9m 9m shooting Wng Wing shooting FB Fastbreak sh. 7m 7m penalty sh.  
 Brk. Breakthrough sh. LD Long distance sh. As. Assists PC Pass clear chance E7 Earned 7m pen. TF Technical faults St. Steals  
 2m 2m punishments C7 Committed 7m E2 Earned 2m pun. YC Yellow cards R/B Red/Blue cards Blk. Blocks S Starting Line-up



# 10th IHF Women's Youth World Championship 2024



Group H, 1. round

## Match Team Statistics

Match No. 4

## Czechia 28 - 17 Iceland

(16 - 4) (12 - 13)

14.8.2024. 16:00

Attendance: 800

International Handball Hall

Referees: Denis Bolic (AUT) / Christoph Hurich (AUT)

### Shot distribution by player

2 Z. Malcová

		0/1

1/1 lob

3 T. Pazdřová

0/1		2/2

4 A. Kocová

3/4		1/1

5 C. Rampov

1/1		
3/3		1/1

1 post 1/1 lob

7 E. Škrkov

1/1		
	1/1	

9 N. Baborovsk

	1/1	
		1/1
		0/1

10 R. Matjkov


2 block

11 M. Holenkov

		1/1

1 post 1 miss. 1 block

13 V. Pejřov

1/2		1/2
1/1		1/1

2 block

15 E. Baronov


17 V. Vrbkov

		1/1
		0/1
0/1		1/2

1 miss.

19 T. Pospisilov

1/1		

21 M. Polankov

2/2		1/1

1 post 1 miss.

22 T. Filpkov

	0/1	

1 block

### TOTAL

	1/1	1/1
3/4		2/4
10/13	1/2	8/11

3 post 3 miss. 6 block 2/2 lob

### Saves distribution goalkeepers

1 N. Fadrn

0/2	0/1	
3/4	1/1	0/1
3/5	2/2	5/9

12 A. Chvtalov

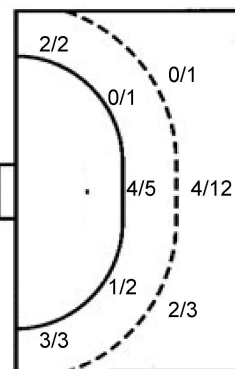
0/1		
0/2		
1/1	1/1	1/4

### TOTAL

0/3	0/1	
3/6	1/1	0/1
4/6	3/3	6/13

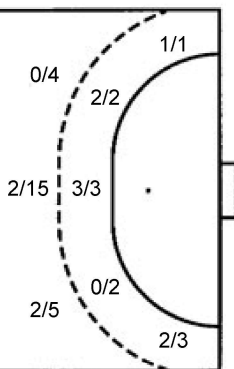
### Shots by position

#### ATTACK



7m penalties 2/4  
Fastbreak 5/7  
Breakthrough 5/9  
Long dist. 0/2

#### DEFENSE



7m penalties 1/2  
Fastbreak 2/2  
Breakthrough 2/2  
Long dist. 0/0

### Shooting statistics


Position	Goals	Sav.	Miss.	Post	Blk.	Total	%
Back (9m)	6	2	2	1	5	16	38
Line (6m)	5	3	0	0	0	8	63
Wing	5	0	0	0	0	5	100
7m penalties	2	1	1	0	0	4	50
Fastbreak	5	1	0	1	0	7	71
Breakthrough	5	3	0	1	0	9	56
<b>Total</b>	<b>28</b>	<b>10</b>	<b>3</b>	<b>3</b>	<b>5</b>	<b>49</b>	<b>57</b>

# Jersey number Tot. Total shooting 6m 6m (line) shooting 9m 9m shooting Wng Wing shooting FB Fastbreak sh. 7m 7m penalty sh.  
Brk. Breakthrough sh. LD Long distance sh. As. Assists PC Pass clear chance E7 Earned 7m pen. TF Technical faults St. Steals  
2m 2m punishments C7. Committed 7m E2 Earned 2m pun. YC. Yellow cards R/B Red/Blue cards Blk. Blocks S Starting Line-up

Handball statistics and livescore by Toma-soft ltd (www.toma-soft.hr)



# 10th IHF Women's Youth World Championship 2024



Group H, 1. round

## Match Team Statistics

Match No. 4

## Czechia 28 - 17 Iceland

(16 - 4) (12 - 13)

14.8.2024. 16:00

Attendance: 800

International Handball Hall

Referees: Denis Bolic (AUT) / Christoph Hurich (AUT)

### Iceland

#	Surname and name	S	Goals / shots								Attack					Def.			Penalties				TP				
			Tot.	%	9m	6m	Wing	7m	FB	Brk.	LD	As.	PC	E7	E2	TF	St.	C7	Blk	YC	2m	R		B			
1	BRYNJARSDÓTTIR Ingunn María	S																									27:10
2	ÁSGEIRSDÓTTIR Gyða Kristín																										9:18
4	THÓRHALLSDÓTTIR Ásthildur Jóna	S									1				2	1											30:00
6	PÁLSDÓTTIR Dagmar Guðrun	S	3/6	50	2/4	0/1					2	1		1	2								1			57:22	
8	ERLINGSDÓTTIR Kristbjörg		1/1	100					1/1																		6:12
11	TRAUSTADÓTTIR Guðrún Hekla	S	1/9	11	0/8										2	1	1						1			33:08	
12	HAUKSDÓTTIR Ingibjörg Lovisa																										1:38
13	GUDJÓNSDÓTTIR Guðmunda Audur		2/2	100		2/2											1	1								36:12	
15	VIKTORSÓTTIR Alexandra Osk	S	2/4	50		0/1	2/3																			49:13	
16	ELÍASARDÓTTIR Elísabet Millý																										27:34
17	GUNNTHÓRSÓTTIR Lydía		2/4	50	0/1	1/1		1/2			1				1											11:14	
18	HRAFNKELSDÓTTIR Thóra		3/3	100		1/1	1/1		1/1																		24:12
19	JÓNASDÓTTIR Ágústa Rún	S	1/1	100		1/1					1		1	1			1						1			19:49	
20	GUDMUNDSDÓTTIR Bergrós Ásta		0/2	0	0/2						1		1	1	6			1								26:43	
21	ARNARSDÓTTIR Ásrún Inga	S	1/7	14	1/7						2			1			4						1			35:15	
22	EIRIKSDÓTTIR Ama Karítas		1/2	50	1/2						2		1	6												25:00	
Team / bench																											
UKUPNO			17/41	41	4/24	5/7	3/4	1/2	2/2	2/2	0/0	10	1	3	4	19	3	3	6	1	4	0	0				

#	Surname and name	Saves / shots								
		Tot.	%	9m	6m	Wing	7m	FB	Brk.	LD
1	BRYNJARSDÓTTIR Ingunn María	4/20	20	1/2	2/5	0/4	1/3	0/4	0/2	
12	HAUKSDÓTTIR Ingibjörg Lovisa	0/2	0	0/2						
16	ELÍASARDÓTTIR Elísabet Millý	6/16	38	1/4	1/3	0/1		1/2	3/6	
TOTAL		10/38	26	2/8	3/8	0/5	1/3	1/6	3/8	0/0

Coach: Raket Dögg Bragadóttir

Number of attacks: 56, Efficiency: 30%, Average Duration: 33.09 seconds

### Attack by type of defense

	Shots	9m	6m	Wing	TF	E7	E2
On def. 6-0	14/37	4/24	5/7	3/4	19	3	4
Fastbreak	2/2				0	0	0

### Defense by type

	Total	9m	6m	Wing	Stl.	C7	2m
Def. 6-0	21/38	6/16	5/8	5/5	3	3	0
Fastbreak	5/7				0	0	4

### Attack with superiority / minority / goalkeeper out

	Attack				Reaction		
	Att.	Eff.	Shots	TF	FB	LD	Tot.
7 on 6 (GK out)	2	50%	1/1	1	0/0	0/0	0/0
6 on 6 (GK out)	8	25%	2/4	4	1/1	0/1	1/2
6 on 6	42	33%	14/30	12			
6 on 5	3	0%	0/1	2			
7 on 4 (GK out)	1	0%	0/1	0	0/0	0/0	0/0

Player superiority / GK out counted at the end of attack (in case it changes during attack)

### Defense with superiority / minority / goalkeeper out

	Attack				Reaction		
	Att.	Eff.	Shots	TF	FB	LD	Tot.
7 on 6 (GK out)	1	0%	0/1	0	1/1	0/0	1/1
6 on 6 (GK out)	2	0%	0/2	0	0/0	0/0	0/0
6 on 6	43	42%	18/31	12			
6 on 5	11	82%	9/11	0			
5 on 6	1	100%	1/1	0			


Numbers show attacking numbers of opponent. Lower efficiency of opponent means better defense of this team

# Jersey number Tot. Total shooting 6m 6m (line) shooting 9m 9m shooting Wng Wing shooting FB Fastbreak sh. 7m 7m penalty sh.  
 Brk. Breakthrough sh. LD Long distance sh. As. Assists PC Pass clear chance E7 Earned 7m pen. TF Technical faults St. Steals  
 2m 2m punishments C7. Committed 7m E2 Earned 2m pun. YC. Yellow cards R/B Red/Blue cards Blk. Blocks S Starting Line-up

Handball statistics and livescore by Toma-soft ltd (www.toma-soft.hr)



# 10th IHF Women's Youth World Championship 2024



Group H, 1. round

Match Team Statistics

Match No. 4

## Czechia 28 - 17 Iceland

(16 - 4) (12 - 13)

14.8.2024. 16:00

Attendance: 800

International Handball Hall

Referees: Denis Bolic (AUT) / Christoph Hurich (AUT)

### Shot distribution by player

2 G. Ásgeirsdóttir


4 Á. Thórhallsdóttir


6 D. Pálsdóttir

0/1		
	0/1	3/3

1 block

8 K. Erlingsdóttir

1/1		

11 G. Traustadóttir

1/1		
0/1		
0/2		0/1

2 post 2 miss.

13 G. Gudjónsdóttir

1/1		
		1/1

15 A. Viktorsdóttir

		1/1
		1/3

17 L. Gunnthórsdóttir

	1/1	
1/2		
	0/1	

18 T. Hrafnkelsdóttir

1/1		
1/1		
		1/1

19 Á. Jónasdóttir

		1/1

20 B. Gudmundsdóttir

	0/1	0/1

21 Á. Arnarsdóttir

	0/1	
1/2		0/2

1 miss. 1 block

22 A. Eiríksdóttir

1/2		

TOTAL

3/3	1/1	
3/6	0/1	1/1
2/6	0/3	7/13

2 post 3 miss. 2 block

### Saves distribution goalkeepers

1 I. Brynjarsdóttir

	0/1	
0/3		1/1
1/6	1/1	1/6

12 I. Hauksdóttir

		0/1
0/1		

16 E. Elíasardóttir

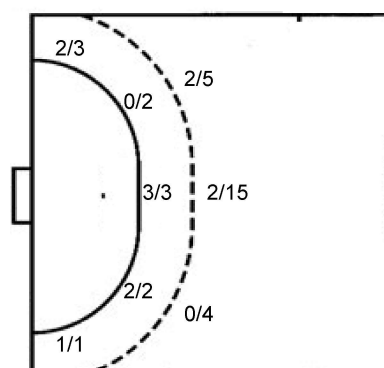
		0/1
1/1		1/2
2/6	0/1	2/5

TOTAL

	0/1	0/1
1/4		2/4
3/13	1/2	3/11

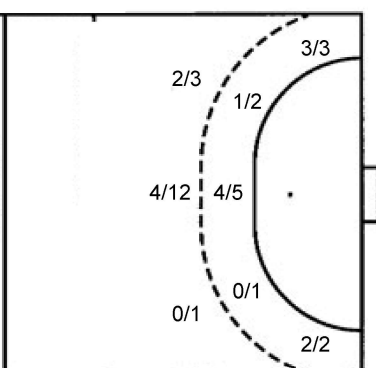
### Shots by position

ATTACK



7m penalties	1/2
Fastbreak	2/2
Breakthrough	2/2
Long dist.	0/0

DEFENSE



7m penalties	2/4
Fastbreak	5/7
Breakthrough	5/9
Long dist.	0/2

### Shooting statistics

Position	Goals	Sav.	Miss.	Post	Blk.	Total	%
Back (9m)	4	13	3	2	2	24	17
Line (6m)	5	2	0	0	0	7	71
Wing	3	1	0	0	0	4	75
7m penalties	1	1	0	0	0	2	50
Fastbreak	2	0	0	0	0	2	100
Breakthrough	2	0	0	0	0	2	100
<b>Total</b>	<b>17</b>	<b>17</b>	<b>3</b>	<b>2</b>	<b>2</b>	<b>41</b>	<b>41</b>

# Jersey number Tot. Total shooting 6m 6m (line) shooting 9m 9m shooting Wng Wing shooting FB Fastbreak sh. 7m 7m penalty sh.  
 Brk. Breakthrough sh. LD Long distance sh. As. Assists PC Pass clear chance E7 Earned 7m pen. TF Technical faults St. Steals  
 2m 2m punishments C7. Committed 7m E2 Earned 2m pun. YC. Yellow cards R/B Red/Blue cards Blk. Blocks S Starting Line-up

Handball statistics and livescore by Toma-soft ltd (www.toma-soft.hr)



# 10th IHF Women's Youth World Championship 2024



Group H, 1. round

## Match Team Statistics

Match No. 4

## Czechia 28 - 17 Iceland

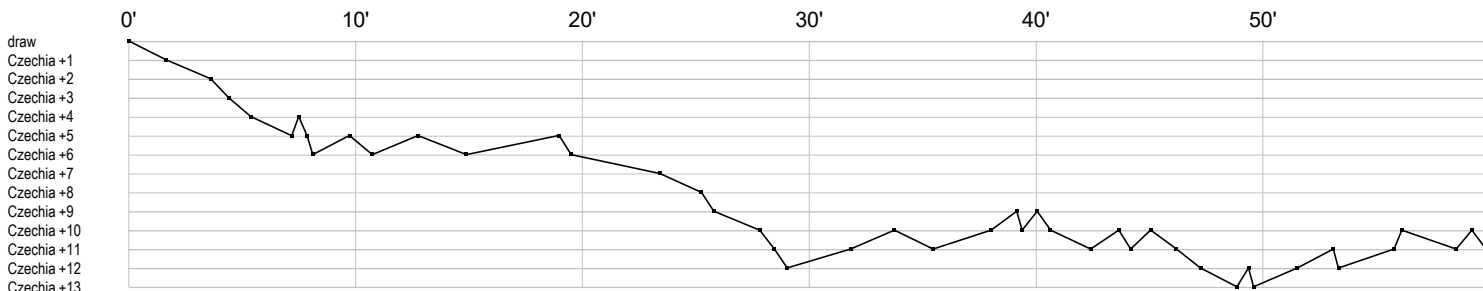
(16 - 4) (12 - 13)

14.8.2024. 16:00

Attendance: 800

International Handball Hall

Referees: Denis Bolic (AUT) / Christoph Hurich (AUT)



### Czechia

1 Fadrná N	s	r	r	r	sf	s	r	s	s	s	s	s	r	srs	s	r	r	r	s	r	r	s
2 Malcová Z																						
3 Pazderová T																						
4 Kocová A																						
5 Rampová C																						
7 Škárková E																						
9 Baborovská N																						
10 Matějková R																						
11 Holeňáková M																						
12 Chvátalová A																						
13 Pejšová V																						
15 Baroňová E																						
17 Vrbková V																						
19 Pospíšilová T																						
21 Polanková M																						
22 Filipková T																						

### Iceland

1 Brynjarsdóttir	sr	r	r	r	s	r	rr	s	r	r	r	r	r	r	r	r	r	r	r	r	r	r
2 Ásgeirsdóttir																						
4 Thórhallsdóttir																						
6 Pálsdóttir D																						
8 Erlingsdóttir K																						
11 Traustadóttir																						
12 Hauksdóttir I																						
13 Gudjónsdóttir																						
15 Viktorsdóttir A																						
16 Elíasardóttir E																						
17 Gunnthórsdóttir																						
18 Hrafnkelsdóttir																						
19 Jónasdóttir Á																						
20 Gudmundsdóttir																						
21 Arnarsdóttir Á																						
22 Eiríksdóttir A																						

In game	g Goal scored	f Missed shot	a Assist	t Technical faults	b Steal
2 2min suspension	e Earned 7m	c Committed 7m	y Yellow card	r Red Card	k Blue card
i Earned 2min.	x Block	4 4min suspension	p Pass for clear chance	s Saved shot	r Received goal