10th IHF Women's Youth World Championship 2024

Group A, 1. round

Match Team Statistics
Match No. 2

Sweden 37 - 17 Chile
(19 - 8) (18 - 9)

14.8.2024. 12:00
Attendance: 300
International Handball Hall

Referees: Roua Haggui (TUN) / Sahar Haggui (TUN)

Sweden

Players			Goals / shots									Attack					Def.			Penalties				TP
#	Surname and name	S	Tot.	%	9m	6m	Wing	7m	FB	Brk.	LD	As.	PC	E7	E2	TF	St.	C7	Blk	YC	2m	R	B	
1	MELIN Mathilda												1											13:48
2	KINDAHL Linnéa	S	4/4	100			1/1		3/3			2												29:47
3	SVENSSON Moa		2/4	50					2/4			1				2								28:19
6	HUSELIUS Nova		7/7	100		1/1			2/2	4/4		2	1		1	5								36:50
8	BERGLUND Julia	S	4/8	50		0/1	1/4		3/3									1						31:11
9	NORRGARD Meja		0/2	0	0/1	0/1							1			1								7:33
10	LÖF Astrid	S	2/3	67	0/1	1/1				1/1		2	1				2				1			31:54
11	MIELKE Cassandra		1/3	33	0/2					1/1		1				5		1			1			33:40
12	SAUL Wilma																							15:26
14	ANDERSSON Ellen	S	4/5	80	1/2	3/3						2	1			1	3							25:04
15	LINDBERG Isa	S	4/4	100	2/2	2/2						1	2			1			1					24:38
16	DANIELSSON Anna	S										2												28:29
17	PORTILLO Maja		0/1	0		0/1						1							3		2			28:18
18	RYDÉN Isabelle	S	4/6	67		4/6						1	1				2			1				33:48
32	LILJA Smilla		2/6	33	1/1	1/1			0/1	0/3		1				2	2		1					20:13
33	JOHANSSON Thella		3/3	100			2/2		1/1			1												26:23
	Team / bench																							
	UKUPNO		37/56	66	4/9	12/17	4/7	0/0	11/14	6/9	0/0	17	8	0	1	17	9	2	5	1	4	0	0	

Goalkeepers		Saves / shots								
#.	Surname and name	Tot.	%	9m	6m	Wing	7m	FB	Brk.	LD
1	MELIN Mathilda	1/6	17	1/2	0/1	0/1	0/1	0/1		
12	SAUL Wilma	3/7	43	2/2	0/4		1/1			
16	DANIELSSON Anna	11/19	58	4/10		2/2		1/1	4/6	
	TOTAL	15/32	47	7/14	0/5	2/3	1/2	1/2	4/6	0/0

Coach: **Frenne Baverud**

Number of attacks: 69, Efficiency: 54%, Average Duration: 20.19 seconds

Attack by type of defense

	Shots	9m	6m	Wing	TF	E7	E2
On def. 6-0	21/36	4/9	10/15	3/6	15	0	1
On def. 5-1	5/6	0/0	2/2	1/1	2	0	0
Fastbreak	11/14				0	0	0

Defense by type

	Total	9m	6m	Wing	Stl.	C7	2m
Def. 6-0	15/39	7/23	5/7	1/3	9	2	0
Fastbreak	1/4				0	0	4

Attack with superiority / minority / goalkeeper out

	Attack				Reaction		
	Att.	Eff.	Shots	TF	FB	LD	Tot.
7 on 6 (GK out)	2	100%	2/2	0	0/0	0/0	0/0
6 on 6 (GK out)	5	60%	3/4	1	0/0	0/0	0/0
6 on 6	61	52%	32/46	15			
6 on 5	1	0%	0/0	1			

Player superiority / GK out counted at the end of attack (in case it changes during attack)

Defense with superiority / minority / goalkeeper out

	Attack				Reaction		
	Att.	Eff.	Shots	TF	FB	LD	Tot.
6 on 6 (GK out)	1	0%	0/1	0	0/0	0/0	0/0
6 on 6	55	25%	14/34	21			
5 on 6	1	0%	0/0	1			
7 on 5 (GK out)	1	100%	1/1	0	0/0	0/0	0/0
6 on 5	5	40%	2/5	0			

Numbers show attacking numbers of oponnent. Lower efficiency of oponnent means better defense of this team

#	Jersey number	**Tot.**	Total shooting	**6m**	6m (line) shooting	**9m**	9m shooting	**Wng**	Wing shooting	**FB**	Fastbreak sh.	**7m**	7m penalty sh.
Brk.	Breakthrough sh.	**LD**	Long distance sh.	**As.**	Assists	**PC**	Pass clear chance	**E7**	Eearned 7m pen.	**TF**	Technical faults	**St.**	Steals
2m	2m punishments	**C7.**	Commited 7m	**E2**	Eearned 2m pun.	**YC.**	Yellow cards	**R/B**	Red/Blue cards	**Blk.**	Blocks	**S**	Starting Line-up

10th IHF Women's Youth World Championship 2024

Group A, 1. round

Match Team Statistics
Match No. 2

Sweden 37 - 17 Chile
(19 - 8) (18 - 9)

14.8.2024. 12:00
Attendance: 300
International Handball Hall

Referees: Roua Haggui (TUN) / Sahar Haggui (TUN)

Shot distribution by player

2 L. Kindahl

2/2		
1/1		1/1

3 M. Svensson

1/1		0/1
		1/1
		0/1

6 N. Huselius

		1/1
		2/2
2/2		2/2

8 J. Berglund

2/2		1/1
0/1		
1/1		0/1

1 post 1 miss.

9 M. Norrgard

0/1		

1 block

10 A. Löf

		1/1
	1/1	0/1

11 C. Mielke

1/1		

1 miss. 1 block

14 E. Andersson

		1/1
	0/1	2/2
1/1		

15 I. Lindberg

2/2		1/1
1/1		

17 M. Portillo

1 post

18 I. Rydén

1/1		
1/1		1/1
1/2		

1 post

32 S. Lilja

		1/1
0/1	0/1	1/2

1 post

33 T. Johansson

1/1		2/2

TOTAL

8/8		6/7
1/3	1/2	6/7
9/11	0/1	6/9

4 post 2 miss. 2 block

Saves distribution goalkeepers

1 M. Melin

	0/1	
0/1		
	0/2	1/2

12 W. Saul

	1/1	
1/3		1/2

16 A. Danielsson

0/1		0/1
1/1		1/2
7/9		2/5

TOTAL

0/1	0/1	0/1
1/2	1/1	1/2
8/12	0/2	4/9

Shots by position

ATTACK **DEFENSE**

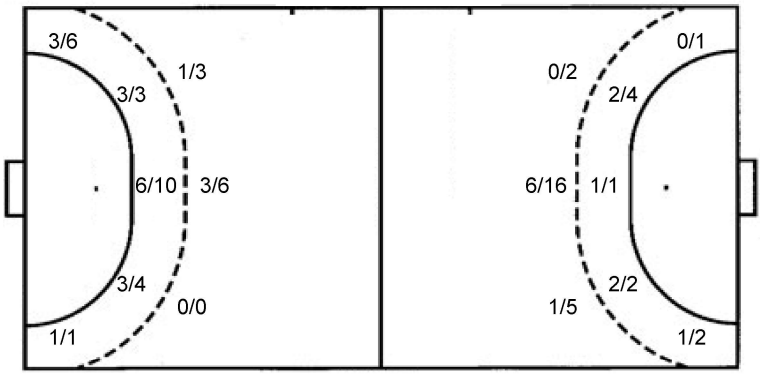

7m penalties	0/0	7m penalties	1/2
Fastbreak	11/14	Fastbreak	1/4
Breakthrough	6/9	Breakthrough	2/6
Long dist.	0/0	Long dist.	0/0

Shooting statistics

Position	Goals	Sav.	Miss.	Post	Blk.	Total	%
Back (9m)	4	2	1	0	2	9	44
Line (6m)	12	3	0	2	0	17	71
Wing	4	1	1	1	0	7	57
7m penalties	0	0	0	0	0	0	0
Fastbreak	11	3	0	0	0	14	79
Breakthrough	6	2	0	1	0	9	67
Total	**37**	**11**	**2**	**4**	**2**	**56**	**66**

#	Jersey number	**Tot.**	Total shooting	**6m**	6m (line) shooting	**9m**	9m shooting	**Wng**	Wing shooting	**FB**	Fastbreak sh.	**7m**	7m penalty sh.
Brk.	Breakthrough sh.	**LD**	Long distance sh.	**As.**	Assists	**PC**	Pass clear chance	**E7**	Earned 7m pen.	**TF**	Technical faults	**St.**	Steals
2m	2m punishments	**C7.**	Commited 7m	**E2**	Earned 2m pun.	**YC.**	Yellow cards	**R/B**	Red/Blue cards	**Blk.**	Blocks	**S**	Starting Line-up

10th IHF Women's Youth World Championship 2024

Group A, 1. round

Match Team Statistics
Match No. 2

Sweden 37 - 17 Chile
(19 - 8) (18 - 9)

14.8.2024. 12:00
Attendance: 300
International Handball Hall

Referees: Roua Haggui (TUN) / Sahar Haggui (TUN)

Chile

Players			Goals / shots									Attack					Def.			Penalties				TP
#	Surname and name	S	Tot.	%	9m	6m	Wing	7m	FB	Brk.	LD	As.	PC	E7	E2	TF	St.	C7	Blk	YC	2m	R	B	
2	BARRAZA Macarena		0/1	0					0/1							3								9:54
3	GONZÁLEZ Catalina	S	1/2	50	1/1					0/1						1								33:43
4	CANESSA Colomba		3/6	50	0/2	3/3		0/1																34:36
5	ASENJO Daniela	S																						7:42
6	MAYHUAY Noa	S	1/1	100					1/1					1			2							40:34
7	BAEZA Estefania		3/5	60	2/3					1/2			1	1	1	2					1			21:35
9	LARENAS Anais	S	3/8	38	2/5				0/1	1/2		2	1			8								48:46
10	VALDIVIESO Isidora	S	0/3	0	0/2	0/1										3								28:00
11	LIZANA Renata		2/6	33	1/4	1/2						1	1			3	1		1					24:25
13	CARRASCO Noelia		1/1	100				1/1											1					20:27
14	MILLAN Antonia	S	0/1	0					0/1															24:05
16	ULLOA Karina																							38:18
28	ALMASIO Anneliese		0/3	0	0/3										1									8:08
31	FUENTES Antonia	S	1/2	50			1/2																	41:32
33	CAMPOS Renata		2/6	33	1/3	1/1	0/1			0/1					1	2	2							22:36
36	GORE Isabella																							12:50
	Team / bench																							
	UKUPNO		17/45	38	7/23	5/7	1/3	1/2	1/4	2/6	0/0	3	3	2	3	22	5	0	2	0	1	0	0	

Goalkeepers		Saves / shots								
#.	Surname and name	Tot.	%	9m	6m	Wing	7m	FB	Brk.	LD
5	ASENJO Daniela	0/7	0	0/1	0/2	0/2		0/1	0/1	
16	ULLOA Karina	7/29	24	2/5	3/11	1/2		0/7	1/4	
36	GORE Isabella	4/12	33		0/2	0/1		3/6	1/3	
	TOTAL	11/48	23	2/6	3/15	1/5	0/0	4/14	2/8	0/0

Coach: **José Tham**

Number of attacks: 63, Efficiency: 27%, Average Duration: 35.35 seconds

Attack by type of defense

	Shots	9m	6m	Wing	TF	E7	E2
On def. 6-0	15/39	7/23	5/7	1/3	22	2	3
Fastbreak	1/4				0	0	0

Defense by type

	Total	9m	6m	Wing	Stl.	C7	2m
Def. 6-0	21/36	4/9	10/15	3/6	5	0	0
Def. 5-1	5/6	0/0	2/2	1/1	0	0	0
Fastbreak	11/14				0	0	1

Attack with superiority / minority / goalkeeper out

	Attack				Reaction		
	Att.	Eff.	Shots	TF	FB	LD	Tot.
6 on 6 (GK out)	1	0%	0/1	0	0/0	0/0	0/0
6 on 6	55	25%	14/34	21			
5 on 6	1	0%	0/0	1			
7 on 5 (GK out)	1	100%	1/1	0	0/0	0/0	0/0
6 on 5	5	40%	2/5	0			

Player superiority / GK out counted at the end of attack (in case it changes during attack)

Defense with superiority / minority / goalkeeper out

	Attack				Reaction		
	Att.	Eff.	Shots	TF	FB	LD	Tot.
7 on 6 (GK out)	2	100%	2/2	0	0/0	0/0	0/0
6 on 6 (GK out)	5	60%	3/4	1	0/0	0/0	0/0
6 on 6	61	52%	32/46	15			
6 on 5	1	0%	0/0	1			

Numbers show attacking numbers of oponnent. Lower efficiency of oponnent means better defense of this team

#	Jersey number	**Tot.**	Total shooting	**6m**	6m (line) shooting	**9m**	9m shooting	**Wng**	Wing shooting	**FB**	Fastbreak sh.	**7m**	7m penalty sh.
Brk.	Breakthrough sh.	**LD**	Long distance sh.	**As.**	Assists	**PC**	Pass clear chance	**E7**	Eearned 7m pen.	**TF**	Technical faults	**St.**	Steals
2m	2m punishments	**C7.**	Commited 7m	**E2**	Eearned 2m pun.	**YC.**	Yellow cards	**R/B**	Red/Blue cards	**Blk.**	Blocks	**S**	Starting Line-up

10th IHF Women's Youth World Championship 2024

Group A, 1. round

Match Team Statistics
Match No. 2

Sweden 37 - 17 Chile
(19 - 8) (18 - 9)

14.8.2024. 12:00
Attendance: 300
International Handball Hall

Referees: Roua Haggui (TUN) / Sahar Haggui (TUN)

Shot distribution by player

2 M. Barraza

0/1		

3 C. González

		1/1
0/1		

4 C. Canessa

2/3		1/2

1 block

6 N. Mayhuay

		1/1

7 E. Baeza

	1/1	
1/2		1/1

1 post

9 A. Larenas

1/1		
	0/1	0/1
1/2		1/1

1 post 1 block

10 I. Valdivieso

		0/1

1 post 1 miss.

11 R. Lizana

		1/1
1/1		
		0/1

2 miss. 1 block

13 N. Carrasco

	1/1	

14 A. Millan

1 post

28 A. Almasio

		0/1

2 block

31 A. Fuentes

0/1	1/1	

33 R. Campos

0/3		1/1

1 block 1/1 lob

TOTAL

1/1	1/1	1/1
1/2	0/1	1/2
4/12	2/2	5/9

4 post 3 miss. 6 block 1/1 lob

Saves distribution goalkeepers

5 D. Asenjo

0/2		
0/1	0/1	
0/2		0/1

16 K. Ulloa

0/5		0/5
2/2	1/1	1/6
1/6	1/1	1/3

36 I. Gore

0/1		1/2
		0/1
1/3		2/5

TOTAL

0/8		1/7
2/3	1/2	1/7
2/11	1/1	3/9

Shots by position

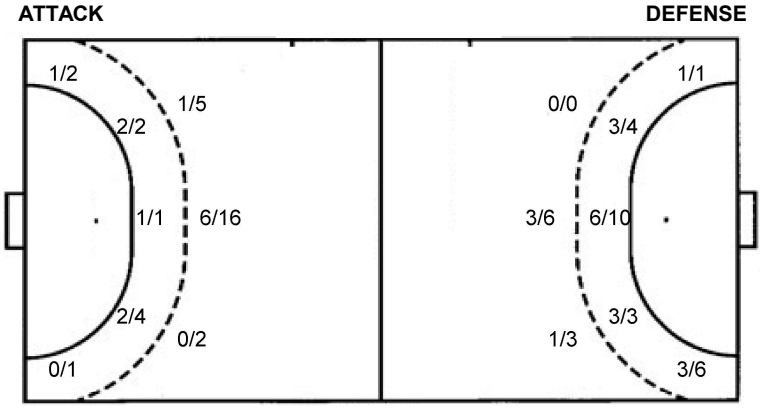

7m penalties	1/2	7m penalties	0/0
Fastbreak	1/4	Fastbreak	11/14
Breakthrough	2/6	Breakthrough	6/9
Long dist.	0/0	Long dist.	0/0

Shooting statistics

Position	Goals	Sav.	Miss.	Post	Blk.	Total	%
Back (9m)	7	7	2	1	6	23	30
Line (6m)	5	0	1	1	0	7	71
Wing	1	2	0	0	0	3	33
7m penalties	1	1	0	0	0	2	50
Fastbreak	1	1	0	2	0	4	25
Breakthrough	2	4	0	0	0	6	33
Total	**17**	**15**	**3**	**4**	**6**	**45**	**38**

#	Jersey number	**Tot.**	Total shooting	**6m**	6m (line) shooting	**9m**	9m shooting	**Wng**	Wing shooting	**FB**	Fastbreak sh.	**7m**	7m penalty sh.
Brk.	Breakthrough sh.	**LD**	Long distance sh.	**As.**	Assists	**PC**	Pass clear chance	**E7**	Earned 7m pen.	**TF**	Technical faults	**St.**	Steals
2m	2m punishments	**C7.**	Commited 7m	**E2**	Earned 2m pun.	**YC.**	Yellow cards	**R/B**	Red/Blue cards	**Blk.**	Blocks	**S**	Starting Line-up

10th IHF Women's Youth World Championship 2024

Group A, 1. round

Match Team Statistics

Match No. 2

Sweden 37 - 17 Chile

(19 - 8) (18 - 9)

14.8.2024. 12:00
Attendance: 300
International Handball Hall

Referees: Roua Haggui (TUN) / Sahar Haggui (TUN)

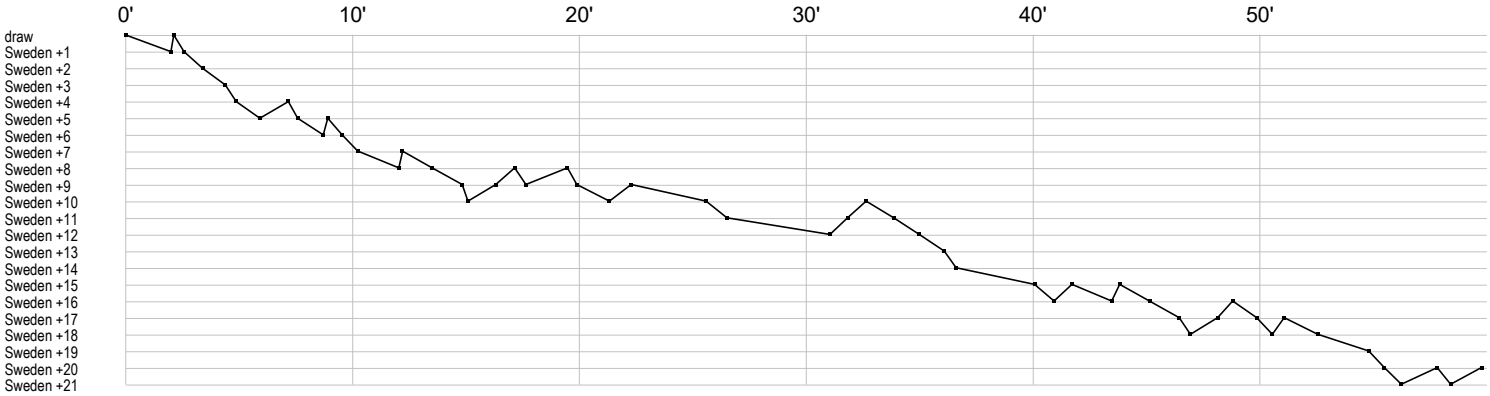

Sweden



Chile

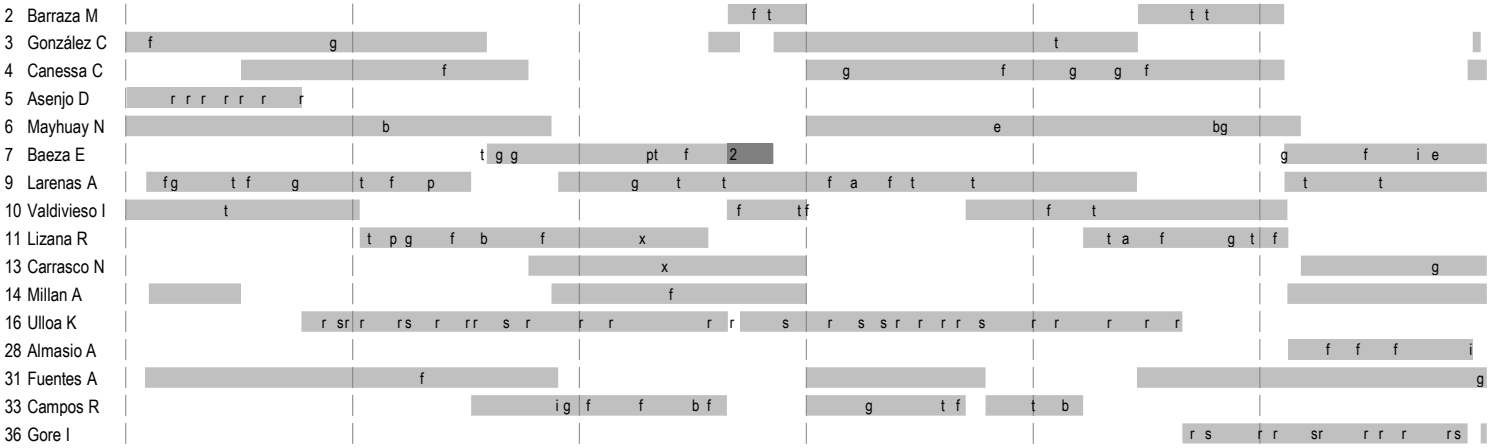

	In game	**g**	Goal scored	**f**	Missed shot	**a**	Assist	**t**	Technical faults	**b**	Steal
2	2min suspension	**e**	Eearned 7m	**c**	Commited 7m	**y**	Yellow card	**r**	Red Card	**k**	Blue card
i	Eearned 2min.	**x**	Block	**4**	4min suspension	**p**	Pass for clear chance	**s**	Saved shot	**r**	Received goal