



IHF Women's Youth (18) World Championship

North Macedonia (Skopje)

Final Round, 29-32. place



Match Team Statistics

Match No. 94

Algeria 17 - 41 Guinea

(6 - 21) (11 - 20)

7.8.2022. 12:00

Attendance: 50

Sport Centre Boris Trajkovski

Referees: Kiyoshi Hizaki (JPN) / Tomokazu Ikebuchi (JPN)

Shot distribution by player

2 A. Berkani

1/1		

1 miss. 1 block

3 M. Chebli

1/1	1/1	
	1/1	

1 post 5 miss.

5 W. Radja

		2/2

2 post 1 miss.

6 S. Azzi

1/1		

1 post 1 miss.

7 I. Aissa

	0/2	
1/2		

2 miss. 1 block

10 H. Makdoud

1 miss.

13 P. Boulhout

		1/1

17 L. Sadi

	0/1	
1/2		

1 post 1 block

18 D. Sahraoui

0/1		1/1
0/1		

2 miss.

21 S. Atmani

	0/1	
		1/1

22 L. Yelles

1/1		

1/1 lob

28 F. Benzait

1/1		

1 block

85 A. Choudani

		1/1
1/1		

1 miss.

TOTAL

2/3	1/4	5/5
5/8	0/1	
1/1	1/1	1/1

5 post 14 miss. 4 block
1/1 lob

Saves distribution goalkeepers

1 S. Gaouar

0/4	0/3	2/3
0/2	1/1	1/3
0/2		0/3

12 O. Salah

1/6	0/1	0/6
2/5		0/1
0/5	0/1	0/2

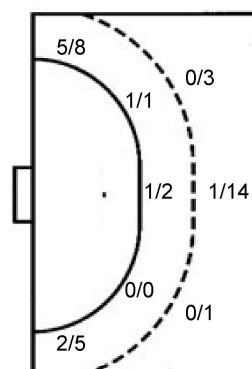
16 Z. Haddad

TOTAL

1/10	0/4	2/9
2/7	1/1	1/4
0/7	0/1	0/5

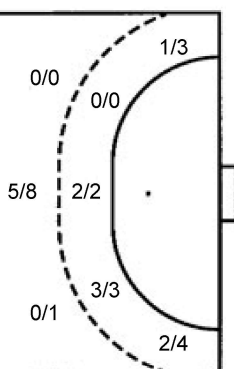
Shots by position

ATTACK



7m penalties 2/4
Fastbreak 2/3
Breakthrough 3/7
Long dist. 0/0

DEFENSE



7m penalties 0/1
Fastbreak 10/12
Breakthrough 18/28
Long dist. 0/0

Shooting statistics

Position	Goals	Sav.	Miss.	Post	Blk.	Total	%
Back (9m)	1	3	7	3	4	18	6
Line (6m)	2	1	0	0	0	3	67
Wing	7	1	4	1	0	13	54
7m penalties	2	1	1	0	0	4	50
Fastbreak	2	0	1	0	0	3	67
Breakthrough	3	2	1	1	0	7	43
Total	17	8	14	5	4	48	35

Jersey number Tot. Total shooting 6m 6m (line) shooting 9m 9m shooting Wng Wing shooting FB Fastbreak sh. 7m 7m penalty sh.
Brk. Breakthrough sh. LD Long distance sh. As. Assists PC Pass clear chance E7 Earned 7m pen. TF Technical faults St. Steals
2m 2m punishments C7. Committed 7m E2 Earned 2m pun. YC. Yellow cards R/B Red/Blue cards Blk. Blocks S Starting Line-up

Handball statistics and livescore by Toma-soft ltd (www.toma-soft.hr)



IHF Women's Youth (18) World Championship

North Macedonia (Skopje)

Final Round, 29-32. place



Match Team Statistics

Match No. 94

Algeria 17 - 41 Guinea

(6 - 21) (11 - 20)

7.8.2022. 12:00

Attendance: 50

Sport Centre Boris Trajkovski

Referees: Kiyoshi Hizaki (JPN) / Tomokazu Ikebuchi (JPN)

Guinea

#	Surname and name	S	Goals / shots								Attack					Def.			Penalties			TP				
			Tot.	%	9m	6m	Wing	7m	FB	Brk.	LD	As.	PC	E7	E2	TF	St.	C7	Blk	YC	2m		R	B		
1	BANGOURA Mabinty	S										2	1			3									59:05	
2	BANGOURA Mariama	S	7/8	88				6/7	1/1			1			1	3	2			1					35:39	
3	SOUMAH Diaraye	S	3/4	75		2/2		0/1	1/1			1			1		1					1			41:04	
6	CAMARA Mariétou																									
7	BANGOURA Kadiatou		3/4	75			1/2		1/1	1/1		1				1									34:37	
9	KABA Kadiatou		3/4	75		1/1				2/3		1						1							13:48	
10	BANGOURA Aicha		4/5	80	1/2					3/3												1			38:16	
11	BANGOURA Aicha	S	2/3	67			0/1			2/2		2	1			2									26:25	
12	YANSANE Fatoumata	S	8/16	50	2/4			0/1	1/1	5/10		2	1	1		5	4	1							54:29	
14	KOUROMA M'mah	S	7/12	58	2/3				2/2	3/7		3	2		1	2	3	1	4	1	2				39:35	
15	SOUMAH Mayelie		2/3	67			2/3								1	1	1					1			53:45	
16	CAMARA Tady																									
18	SOUMAH Aminata		2/3	67		2/2	0/1																		16:09	
19	CAMARA Maciré	S																							6:43	
23	AICHA Fall																								0:25	
Team / bench																										
UKUPNO			41/62	66	5/9	5/5	3/7	0/1	10/12	18/28	0/0	13	5	1	3	17	11	4	4	2	5	0	0			

Goalkeepers		Saves / shots								
#	Surname and name	Tot.	%	9m	6m	Wing	7m	FB	Brk.	LD
1	BANGOURA Mabinty	8/25	32	3/4	1/3	1/8	1/3	0/2	2/5	
TOTAL		8/25	32	3/4	1/3	1/8	1/3	0/2	2/5	0/0

Coach: Lansana Dinalo Camara

Number of attacks: 72, Efficiency: 57%, Average Duration: 25.67 seconds

Attack by type of defense

	Shots	9m	6m	Wing	TF	E7	E2
On def. 6-0	31/49	5/9	5/5	3/7	17	1	3
Fastbreak	10/12				0	0	0

Defense by type

	Total	9m	6m	Wing	Stl.	C7	2m
Def. 6-0	2/5	0/1	1/1	1/3	0	0	0
Def. 5-1	11/36	1/17	1/2	6/10	11	4	5
Fastbreak	2/3				0	0	0

Attack with superiority / minority / goalkeeper out

	Attack				Reaction		
	Att.	Eff.	Shots	TF	FB	LD	Tot.
6 on 6 (GK out)	2	0%	0/1	1	0/0	0/0	0/0
6 on 6	55	58%	32/42	13			
5 on 6	5	40%	2/4	1			
4 on 6	1	100%	1/1	0			
6 on 5	9	67%	6/7	2			

Player superiority / GK out counted at the end of attack (in case it changes during attack)

Defense with superiority / minority / goalkeeper out

	Attack				Reaction		
	Att.	Eff.	Shots	TF	FB	LD	Tot.
6 on 6	55	24%	13/33	22			
6 on 5	10	30%	3/7	3			
6 on 4	1	100%	1/1	0			
5 on 6	6	0%	0/2	4			

Numbers show attacking numbers of opponent. Lower efficiency of opponent means better defense of this team

Jersey number Tot. Total shooting 6m 6m (line) shooting 9m 9m shooting Wng Wing shooting FB Fastbreak sh. 7m 7m penalty sh.
 Brk. Breakthrough sh. LD Long distance sh. As. Assists PC Pass clear chance E7 Earned 7m pen. TF Technical faults St. Steals
 2m 2m punishments C7. Committed 7m E2 Earned 2m pun. YC. Yellow cards R/B Red/Blue cards Blk. Blocks S Starting Line-up



IHF Women's Youth (18) World Championship

North Macedonia (Skopje)

Final Round, 29-32. place



Match Team Statistics

Match No. 94

Algeria 17 - 41 Guinea

(6 - 21) (11 - 20)

7.8.2022. 12:00

Attendance: 50

Sport Centre Boris Trajkovski

Referees: Kiyoshi Hizaki (JPN) / Tomokazu Ikebuchi (JPN)

Shot distribution by player

2 M. Bangoura

2/2	2/2	1/1
		1/1
		1/1

1 miss.

3 D. Soumah

		1/1
		1/1
		1/1

1 post

6 M. Camara

7 K. Bangoura

1/2		1/1
1/1		

9 K. Kaba

1/1		
1/2		
1/1		

10 A. Bangoura

1/1		
1/1		
2/2		

1 block

11 A. Bangoura

1/1		0/1
		1/1

12 F. Yansane

3/3	1/1	
1/1		1/1
		2/2

7 post 1 miss.

14 M. Kouroma

		4/5
1/2	0/1	0/1
2/2		

1 miss.

15 M. Soumah

1/1		
1/1		

1 post

16 T. Camara

18 A. Soumah

	1/1	
	1/1	

1 miss.

19 M. Camara

23 F. Aicha

TOTAL

9/10	4/4	7/9
5/7	0/1	3/4
7/7	1/1	5/5

9 post 4 miss. 1 block

Saves distribution goalkeepers

1 M. Bangoura

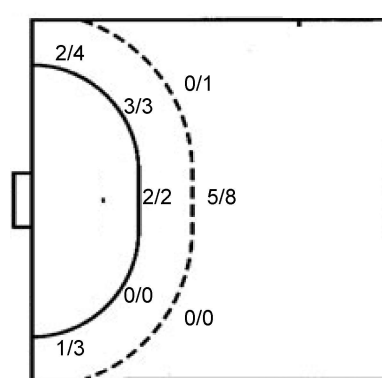
1/3	3/4	0/5
3/8	1/1	
0/1	0/1	0/1

TOTAL

1/3	3/4	0/5
3/8	1/1	
0/1	0/1	0/1

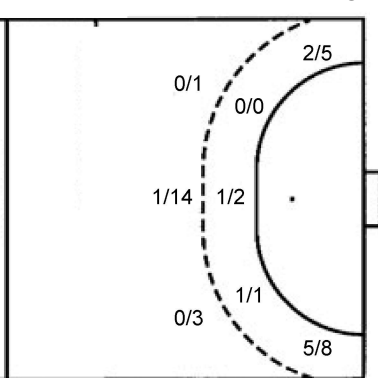
Shots by position

ATTACK



7m penalties 0/1
Fastbreak 10/12
Breakthrough 18/28
Long dist. 0/0

DEFENSE



7m penalties 2/4
Fastbreak 2/3
Breakthrough 3/7
Long dist. 0/0

Shooting statistics

Position	Goals	Sav.	Miss.	Post	Blk.	Total	%
Back (9m)	5	0	2	1	1	9	56
Line (6m)	5	0	0	0	0	5	100
Wing	3	2	1	1	0	7	43
7m penalties	0	0	0	1	0	1	0
Fastbreak	10	0	1	1	0	12	83
Breakthrough	18	5	0	5	0	28	64
Total	41	7	4	9	1	62	66

Jersey number Tot. Total shooting 6m 6m (line) shooting 9m 9m shooting Wng Wing shooting FB Fastbreak sh. 7m 7m penalty sh.
Brk. Breakthrough sh. LD Long distance sh. As. Assists PC Pass clear chance E7 Earned 7m pen. TF Technical faults St. Steals
2m 2m punishments C7. Committed 7m E2 Earned 2m pun. YC. Yellow cards R/B Red/Blue cards Blk. Blocks S Starting Line-up

Handball statistics and livescore by Toma-soft ltd (www.toma-soft.hr)

