



IHF Women's Youth (18) World Championship

North Macedonia (Skopje)

Final Round, Quarterfinals



Match Team Statistics

Match No. 92

Hungary 28 - 23 Egypt

(12 - 10) (16 - 13)

7.8.2022. 20:30

Attendance: 150

Sport Centre Jane Sandanski

Referees: Daniel Magalhaes (BRA) / Henrique Godoy (BRA)

Hungary

#	Surname and name	S	Goals / shots								Attack				Def.			Penalties			TP						
			Tot.	%	9m	6m	Wing	7m	FB	Brk.	LD	As.	PC	E7	E2	TF	St.	C7	Blk	YC		2m	R	B			
3	VARGA Emília														1		1						2			17:04	
5	CSIKOS Luca		0/3	0	0/1										1											13:55	
7	SIMON Petra	S	9/11	82			1/1	2/2						3	1			2	1							52:33	
8	JUHÁSZ Kata	S	2/2	100		2/2														3			1			38:57	
9	IMRE Szofi																									26:49	
15	SASS Kincső	S																								13:15	
17	PANYI Anna	S	1/1	100			1/1							1				1		1			1			33:12	
18	CSENYANSZKI Liliána	S	5/9	56			1/1	3/3							1	1	1	1	1					2		25:27	
28	ZAJ Klára																									20:06	
34	GÉM Léna	S	2/3	67			2/3								2	1										23:48	
36	SZABÓ Lili		2/3	67		0/1				1/1	1/1						1	1								23:12	
50	KÁRMÁN Luca																									0:01	
67	MOLNÁR Dorottya		0/1	0			0/1																			29:48	
81	FARKAS Júlia		4/8	50				2/2						4		1		3	2							43:34	
96	KOVALCSIK Blanka		2/5	40											2	1	1	1								33:15	
99	SZABÓ Anna	S	1/3	33			1/3											1		1						25:04	
	Team / bench																										
	UKUPNO		28/49	57	0/1	2/3	6/10	7/7	1/1	12/27	0/0			8	5	7	4	10	4	5	4	0	6	0	0		

#	Surname and name	Saves / shots								
		Tot.	%	9m	6m	Wing	7m	FB	Brk.	LD
9	IMRE Szofi	4/12	33	1/2		0/2	1/2		2/6	
15	SASS Kincső	1/7	14	0/2		0/1	0/1	0/1	1/2	
28	ZAJ Klára	2/9	22	0/1	0/1	0/2	1/2		1/3	
	TOTAL	7/28	25	1/5	0/1	0/5	2/5	0/1	4/11	0/0

Coach: **Beáta Bohus**

Number of attacks: 55, Efficiency: 51%, Average Duration: 35.24 seconds

Attack by type of defense

	Shots	9m	6m	Wing	TF	E7	E2
On def. 6-0	20/41	0/1	2/3	6/10	10	7	3
On def. 5-1	0/0	0/0	0/0	0/0	0	0	1
Fastbreak	1/1				0	0	0

Defense by type

	Total	9m	6m	Wing	Stl.	C7	2m
Def. 6-0	15/27	4/10	1/1	4/4	4	5	6
Def. 5-1	2/3	0/1	0/0	1/1	0	0	0
Fastbreak	1/2				0	0	0

Attack with superiority / minority / goalkeeper out

	Attack				Reaction		
	Att.	Eff.	Shots	TF	FB	LD	Tot.
7 on 6 (GK out)	2	100%	2/2	0	0/0	0/0	0/0
6 on 6 (GK out)	7	29%	2/6	1	0/0	2/2	2/2
6 on 6	35	51%	18/27	8			
6 on 5	10	50%	5/9	1			
5 on 6	1	100%	1/1	0			

Player superiority / GK out counted at the end of attack (in case it changes during attack)

Defense with superiority / minority / goalkeeper out

	Attack				Reaction		
	Att.	Eff.	Shots	TF	FB	LD	Tot.
7 on 6 (GK out)	2	50%	1/2	0	0/0	0/0	0/0
6 on 6	31	39%	12/19	12			
5 on 6	8	38%	3/5	3			
6 on 5	13	54%	7/10	3			

Numbers show attacking numbers of opponent. Lower efficiency of opponent means better defense of this team

Jersey number Tot. Total shooting 6m 6m (line) shooting 9m 9m shooting Wng Wing shooting FB Fastbreak sh. 7m 7m penalty sh.
 Brk. Breakthrough sh. LD Long distance sh. As. Assists PC Pass clear chance E7 Earned 7m pen. TF Technical faults St. Steals
 2m 2m punishments C7. Committed 7m E2 Earned 2m pun. YC. Yellow cards R/B Red/Blue cards Blk. Blocks S Starting Line-up



IHF Women's Youth (18) World Championship

North Macedonia (Skopje)

Final Round, Quarterfinals



Match Team Statistics

Match No. 92

Hungary 28 - 23 Egypt

(12 - 10) (16 - 13)

7.8.2022. 20:30

Attendance: 150

Sport Centre Jane Sandanski

Referees: Daniel Magalhaes (BRA) / Henrique Godoy (BRA)

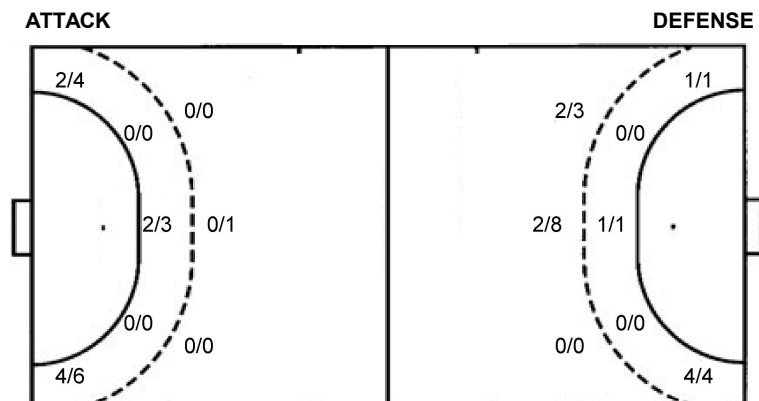
Shot distribution by player

3 E. Varga	5 L. Csikos	7 P. Simon	8 K. Juhász	17 A. Panyi	18 L. Cseryánszki	34 L. Gém																																																															
<table border="1"><tr><td></td><td></td><td></td></tr><tr><td></td><td></td><td></td></tr><tr><td></td><td></td><td></td></tr></table>										<table border="1"><tr><td>0/1</td><td></td><td></td></tr><tr><td></td><td></td><td></td></tr><tr><td>0/1</td><td></td><td></td></tr></table> 1 miss.	0/1						0/1			<table border="1"><tr><td>0/1</td><td></td><td>2/2</td></tr><tr><td>1/1</td><td>1/1</td><td></td></tr><tr><td>2/2</td><td></td><td>2/2</td></tr></table> 1 post 1/1 lob	0/1		2/2	1/1	1/1		2/2		2/2	<table border="1"><tr><td></td><td></td><td></td></tr><tr><td></td><td></td><td></td></tr><tr><td>1/1</td><td>1/1</td><td></td></tr></table>							1/1	1/1		<table border="1"><tr><td></td><td></td><td></td></tr><tr><td></td><td></td><td></td></tr><tr><td>1/1</td><td></td><td></td></tr></table>							1/1			<table border="1"><tr><td>1/1</td><td></td><td></td></tr><tr><td>1/1</td><td>0/2</td><td>2/2</td></tr><tr><td>0/1</td><td>1/1</td><td></td></tr></table> 1 post	1/1			1/1	0/2	2/2	0/1	1/1		<table border="1"><tr><td></td><td></td><td></td></tr><tr><td></td><td></td><td></td></tr><tr><td></td><td>0/1</td><td></td></tr></table> 2/2 lob								0/1	
0/1																																																																					
0/1																																																																					
0/1		2/2																																																																			
1/1	1/1																																																																				
2/2		2/2																																																																			
1/1	1/1																																																																				
1/1																																																																					
1/1																																																																					
1/1	0/2	2/2																																																																			
0/1	1/1																																																																				
	0/1																																																																				
36 L. Szabó	50 L. Kármán	67 D. Molnár	81 J. Farkas	96 B. Kovalcsik	99 A. Szabó	TOTAL																																																															
<table border="1"><tr><td></td><td></td><td></td></tr><tr><td></td><td></td><td>0/1</td></tr><tr><td>1/1</td><td></td><td>1/1</td></tr></table>						0/1	1/1		1/1	<table border="1"><tr><td></td><td></td><td></td></tr><tr><td></td><td></td><td></td></tr><tr><td></td><td></td><td></td></tr></table>										<table border="1"><tr><td></td><td></td><td>0/1</td></tr><tr><td></td><td></td><td></td></tr><tr><td></td><td></td><td></td></tr></table>			0/1							<table border="1"><tr><td>0/1</td><td></td><td></td></tr><tr><td>2/2</td><td></td><td>1/1</td></tr><tr><td>1/1</td><td></td><td></td></tr></table> 3 post	0/1			2/2		1/1	1/1			<table border="1"><tr><td>0/2</td><td>1/1</td><td></td></tr><tr><td></td><td></td><td></td></tr><tr><td>1/1</td><td></td><td></td></tr></table> 1 post	0/2	1/1					1/1			<table border="1"><tr><td>1/2</td><td>0/1</td><td></td></tr><tr><td></td><td></td><td></td></tr><tr><td></td><td></td><td></td></tr></table>	1/2	0/1								<table border="1"><tr><td>2/8</td><td>1/2</td><td>2/3</td></tr><tr><td>4/4</td><td>1/3</td><td>3/4</td></tr><tr><td>7/9</td><td>2/3</td><td>3/3</td></tr></table> 6 post 1 miss. 3/3 lob	2/8	1/2	2/3	4/4	1/3	3/4	7/9	2/3	3/3
		0/1																																																																			
1/1		1/1																																																																			
		0/1																																																																			
0/1																																																																					
2/2		1/1																																																																			
1/1																																																																					
0/2	1/1																																																																				
1/1																																																																					
1/2	0/1																																																																				
2/8	1/2	2/3																																																																			
4/4	1/3	3/4																																																																			
7/9	2/3	3/3																																																																			

Saves distribution goalkeepers

9 S. Imre	15 K. Sass	28 K. Zaj	TOTAL																																				
<table border="1"><tr><td>0/2</td><td></td><td>1/3</td></tr><tr><td>2/2</td><td></td><td></td></tr><tr><td></td><td>1/2</td><td>0/3</td></tr></table>	0/2		1/3	2/2				1/2	0/3	<table border="1"><tr><td>0/1</td><td>1/1</td><td></td></tr><tr><td></td><td></td><td></td></tr><tr><td>0/3</td><td>0/1</td><td>0/1</td></tr></table>	0/1	1/1					0/3	0/1	0/1	<table border="1"><tr><td></td><td></td><td>1/2</td></tr><tr><td>0/2</td><td>0/2</td><td></td></tr><tr><td>1/3</td><td>0/1</td><td></td></tr></table>			1/2	0/2	0/2		1/3	0/1		<table border="1"><tr><td>0/3</td><td>1/1</td><td>2/5</td></tr><tr><td>2/4</td><td>0/2</td><td></td></tr><tr><td>1/6</td><td>1/4</td><td>0/4</td></tr></table>	0/3	1/1	2/5	2/4	0/2		1/6	1/4	0/4
0/2		1/3																																					
2/2																																							
	1/2	0/3																																					
0/1	1/1																																						
0/3	0/1	0/1																																					
		1/2																																					
0/2	0/2																																						
1/3	0/1																																						
0/3	1/1	2/5																																					
2/4	0/2																																						
1/6	1/4	0/4																																					

Shots by position



7m penalties 7/7
Fastbreak 1/1
Breakthrough 12/27
Long dist. 0/0

7m penalties 3/5
Fastbreak 1/2
Breakthrough 7/13
Long dist. 2/2

Shooting statistics

Position	Goals	Sav.	Miss.	Post	Blk.	Total	%
Back (9m)	0	0	1	0	0	1	0
Line (6m)	2	1	0	0	0	3	67
Wing	6	4	0	0	0	10	60
7m penalties	7	0	0	0	0	7	100
Fastbreak	1	0	0	0	0	1	100
Breakthrough	12	9	0	6	0	27	44
Total	28	14	1	6	0	49	57

Jersey number Tot. Total shooting 6m 6m (line) shooting 9m 9m shooting Wng Wing shooting FB Fastbreak sh. 7m 7m penalty sh.
Brk. Breakthrough sh. LD Long distance sh. As. Assists PC Pass clear chance E7 Earned 7m pen. TF Technical faults St. Steals
2m 2m punishments C7. Committed 7m E2 Earned 2m pun. YC. Yellow cards R/B Red/Blue cards Blk. Blocks S Starting Line-up

Handball statistics and livescore by Toma-soft ltd (www.toma-soft.hr)



IHF Women's Youth (18) World Championship

North Macedonia (Skopje)

Final Round, Quarterfinals



Match Team Statistics

Match No. 92

Hungary 28 - 23 Egypt

(12 - 10) (16 - 13)

7.8.2022. 20:30

Attendance: 150

Sport Centre Jane Sandanski

Referees: Daniel Magalhaes (BRA) / Henrique Godoy (BRA)

Egypt

#	Surname and name	S	Goals / shots								Attack					Def.			Penalties			TP		
			Tot.	%	9m	6m	Wing	7m	FB	Brk.	LD	As.	PC	E7	E2	TF	St.	C7	Blk	YC	2m		R/B	
1	ASHRAF ABDELGANY Lubna	S																					10:30	
5	ELHAMY KHALIL Nancy																							
6	AHMED ABORAS Jude		3/3	100	1/1					2/2					1	1	1	4					18:16	
8	OMAR IBRAHIM Mariam	S	4/7	57			1/1	2/3	0/1	1/2						1	1	2	1	1		2	53:51	
11	OSAMA ABDALLA Lojin	S	2/5	40	2/4					0/1				1			1	1					31:13	
13	ADEL ELHENAWY Mentallah																			1			12:10	
14	HATEM SALAMA Kenzy	S	5/6	83			4/4			1/2				1		1				1			60:00	
25	AHMED MOHAMED Malak	S	2/3	67						2/3				1			1	1					30:00	
28	TAREK ABDELRAHMAN Nadein		1/2	50				1/2						1		2		2			1		27:57	
33	WALID SAYED Yathreb																							
44	KAMEL GADALLAH Touka		0/3	0	0/3													2		2		1	31:29	
55	AHMED ABDELFAHAT Nawal		2/4	50	1/1					0/2	1/1	3											27:18	
89	MAHMOUD ORABY Fatma	S	2/2	100		1/1				1/1							1	1	2	1	1		52:05	
91	MAHMOUD ELSHEREF Shrouk		2/4	50	0/2					1/1	1/1												10:51	
98	WAEL SAYED Gihad																						47:57	
99	SALAHELDIN ABDELKADER Jana	S																2					6:23	
	Team / bench																	1						
UKUPNO			23/39	59	4/11	1/1	5/5	3/5	1/2	7/13	2/2	7	1	5	6	18	4	7	0	1	4	0	0	

#	Surname and name	Saves / shots								
		Tot.	%	9m	6m	Wing	7m	FB	Brk.	LD
1	ASHRAF ABDELGANY Lubna	1/6	17			1/3	0/2		0/1	
33	WALID SAYED Yathreb	0/1	0				0/1			
98	WAEL SAYED Gihad	13/35	37		1/3	3/7	0/4	0/1	9/20	
TOTAL		14/42	33	0/0	1/3	4/10	0/7	0/1	9/21	0/0

Coach: Mohamed Ahmed Farghaly

Number of attacks: 54, Efficiency: 43%, Average Duration: 30.54 seconds

Attack by type of defense

	Shots	9m	6m	Wing	TF	E7	E2
On def. 6-0	15/27	4/10	1/1	4/4	15	5	6
On def. 5-1	2/3	0/1	0/0	1/1	3	0	0
Fastbreak	1/2				0	0	0

Defense by type

	Total	9m	6m	Wing	Stl.	C7	2m
Def. 6-0	20/41	0/1	2/3	6/10	4	7	3
Def. 5-1	0/0	0/0	0/0	0/0	0	0	1
Fastbreak	1/1				0	0	0

Attack with superiority / minority / goalkeeper out

	Attack				Reaction		
	Att.	Eff.	Shots	TF	FB	LD	Tot.
7 on 6 (GK out)	2	50%	1/2	0	0/0	0/0	0/0
6 on 6	31	39%	12/19	12			
5 on 6	8	38%	3/5	3			
6 on 5	13	54%	7/10	3			

Player superiority / GK out counted at the end of attack (in case it changes during attack)

Defense with superiority / minority / goalkeeper out

	Attack				Reaction		
	Att.	Eff.	Shots	TF	FB	LD	Tot.
7 on 6 (GK out)	2	100%	2/2	0	0/0	0/0	0/0
6 on 6 (GK out)	7	29%	2/6	1	0/0	2/2	2/2
6 on 6	35	51%	18/27	8			
6 on 5	10	50%	5/9	1			
5 on 6	1	100%	1/1	0			

Numbers show attacking numbers of opponent. Lower efficiency of opponent means better defense of this team

Jersey number Tot. Total shooting 6m 6m (line) shooting 9m 9m shooting Wng Wing shooting FB Fastbreak sh. 7m 7m penalty sh.
 Brk. Breakthrough sh. LD Long distance sh. As. Assists PC Pass clear chance E7 Earned 7m pen. TF Technical faults St. Steals
 2m 2m punishments C7. Committed 7m E2 Earned 2m pun. YC. Yellow cards R/B Red/Blue cards Blk. Blocks S Starting Line-up

Handball statistics and livescore by Toma-soft ltd (www.toma-soft.hr)



IHF Women's Youth (18) World Championship

North Macedonia (Skopje)

Final Round, Quarterfinals



Match Team Statistics

Match No. 92

Hungary 28 - 23 Egypt
(12 - 10) (16 - 13)

7.8.2022. 20:30

Attendance: 150

Sport Centre Jane Sandanski

Referees: Daniel Magalhaes (BRA) / Henrique Godoy (BRA)

Shot distribution by player

5 N. Elhamy Khalil

6 J. Ahmed Aboras

		1/1
	2/2	

8 M. Omar Ibrahim

		1/1
1/1		
1/2	0/1	1/1

1 miss.

11 L. Osama Abdalla

		0/1
0/1		
2/2		

1 post

13 M. Adel Elhenawy

14 K. Hatem Salama

2/2	0/1	
1/1	1/1	1/1

25 M. Ahmed Mohamed

1/1		
		1/1

1 miss.

28 N. Tarek Abdelrahman

0/1		
		1/1

44 T. Kamel Gadallah

3 block

55 N. Ahmed Abdelfattah

		1/2
	1/1	

1 post

89 F. Mahmoud Oraby

1/1		

1/1 lob

91 S. Mahmoud Elsheref

1/1	1/1	

1 miss. 1 block

99 J. Salaheldin Abdelkader

TOTAL

3/3	0/1	3/5
2/4	2/2	
5/6	3/4	4/4

2 post 3 miss. 4 block 1/1 lob

Saves distribution goalkeepers

1 L. Ashraf Abdelgany

1/2		0/1
0/1		0/1

33 Y. Walid Sayed

		0/1

98 G. Wael Sayed

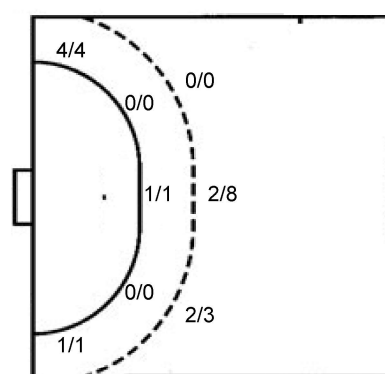
5/6	1/2	1/2
0/3	2/3	1/2
2/9	1/3	0/3

TOTAL

6/8	1/2	1/3
0/4	2/3	1/4
2/9	1/3	0/3

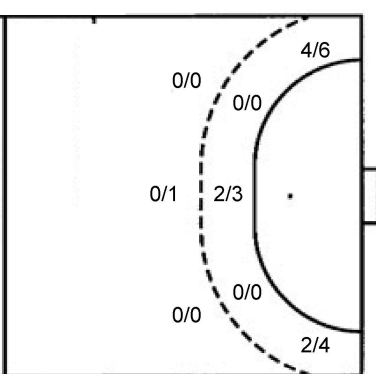
Shots by position

ATTACK



7m penalties 3/5
Fastbreak 1/2
Breakthrough 7/13
Long dist. 2/2

DEFENSE



7m penalties 7/7
Fastbreak 1/1
Breakthrough 12/27
Long dist. 0/0

Shooting statistics

Position	Goals	Sav.	Miss.	Post	Blk.	Total	%
Back (9m)	4	1	1	1	4	11	36
Line (6m)	1	0	0	0	0	1	100
Wing	5	0	0	0	0	5	100
7m penalties	3	2	0	0	0	5	60
Fastbreak	1	0	1	0	0	2	50
Breakthrough	7	4	1	1	0	13	54
Total	21	7	3	2	4	37	57

Jersey number Tot. Total shooting 6m 6m (line) shooting 9m 9m shooting Wng Wing shooting FB Fastbreak sh. 7m 7m penalty sh.
Brk. Breakthrough sh. LD Long distance sh. As. Assists PC Pass clear chance E7 Earned 7m pen. TF Technical faults St. Steals
2m 2m punishments C7. Committed 7m E2 Earned 2m pun. YC. Yellow cards R/B Red/Blue cards Blk. Blocks S Starting Line-up

Handball statistics and livescore by Toma-soft ltd (www.toma-soft.hr)

