IHF Women's Youth (18) World Championship

North Macedonia (Skopje)

Final Round, Quarterfinals

Match Team Statistics

Match No. 91

Denmark 32 - 26 France

(13 - 10) (19 - 16)

7.8.2022. 18:15

Attendance: 97

Sport Centre Jane Sandanski

Referees: Youcef Belkhiri (ALG) / Sid Ali Hamidi (ALG)

Denmark

Players			Goals / shots									Attack					Def.			Penalties				TP
#	Surname and name	S	Tot.	%	9m	6m	Wing	7m	FB	Brk.	LD	As.	PC	E7	E2	TF	St.	C7	Blk	YC	2m	R	B	
2	IBRANOVIC Sara Teljigovic		0/1	0			0/1																	11:35
4	SCAGLIONE Julie Mathiesen		7/12	58	4/6	1/1			1/3	1/2		4	2		1	4	4							31:40
5	BANG Anna Hviid																							1:24
6	LAURSEN Boline Haugaard		1/2	50		1/2									1									6:11
7	VESTERGAARD Matilde Marie	S	7/7	100			4/4	1/1	1/1		1/1				1									46:32
8	NIELSEN Ida Marie Wrang	S	2/3	67	1/2				1/1			1				1					1			39:09
9	THESTRUP Laura Maria Borg		2/4	50	1/3					1/1		3	1			3	1	1	1		2			38:25
10	LARSEN Filippa Nedovic	S	3/4	75		3/4											1				1			36:24
12	KAYSEN Ida Marie Barholm	S																						27:11
14	HOVGAARD-HANSEN Alberte Hojholdt																							4:25
15	DALSAGER Annika Solberg	S																						16:49
17	HOLTORF Julia Due		1/1	100		1/1											1	1						21:59
19	HANSEN Laura Galle	S	3/5	60			3/5																	56:20
20	RASMUSSEN Signe Stenderup																							32:49
21	JOHANSEN Anne With	S	6/8	75						6/8		5	2	1		6					1			49:07
26	VENDELBORG Nicoline Astrid																							
	Team / bench																							
	UKUPNO		32/47	68	6/11	6/8	7/10	1/1	3/5	8/11	1/1	13	5	1	3	14	7	2	1	0	5	0	0	

Goalkeepers		Saves / shots								
#.	Surname and name	Tot.	%	9m	6m	Wing	7m	FB	Brk.	LD
12	KAYSEN Ida Marie Barholm	6/19	32	0/3	2/2	0/1	1/1	1/3	2/9	
20	RASMUSSEN Signe Stenderup	3/14	21		0/2	0/1	0/1	1/2	2/8	
	TOTAL	9/33	27	0/3	2/4	0/2	1/2	2/5	4/17	0/0

Coach: **Flemming Dam Larsen**

Number of attacks: 58, Efficiency: 55%, Average Duration: 35.16 seconds

Attack by type of defense

	Shots	9m	6m	Wing	TF	E7	E2
On def. 6-0	22/32	6/10	4/6	6/7	10	0	2
On def. 5-1	4/6	0/1	2/2	1/2	4	1	0
On def. press.	1/2	0/0	0/0	0/1	0	0	1
Fastbreak	3/5				0	0	0

Defense by type

	Total	9m	6m	Wing	Stl.	C7	2m
Def. 6-0	20/36	3/8	2/5	2/3	7	2	5
Fastbreak	3/5				0	0	0

Attack with superiority / minority / goalkeeper out

	Attack				Reaction		
	Att.	Eff.	Shots	TF	FB	LD	Tot.
6 on 6 (GK out)	9	44%	4/7	2	0/0	1/2	1/2
6 on 6	40	53%	21/30	10			
6 on 5	9	78%	7/7	2			

Player superiority / GK out counted at the end of attack (in case it changes during attack)

Defense with superiority / minority / goalkeeper out

	Attack				Reaction		
	Att.	Eff.	Shots	TF	FB	LD	Tot.
6 on 6 (GK out)	6	17%	1/5	1	0/0	1/1	1/1
6 on 6	39	44%	17/30	9			
5 on 6	2	50%	1/2	0			
6 on 5	11	64%	7/9	2			

Numbers show attacking numbers of oponnent. Lower efficiency of oponnent means better defense of this team

#	Jersey number	**Tot.**	Total shooting	**6m**	6m (line) shooting	**9m**	9m shooting	**Wng**	Wing shooting	**FB**	Fastbreak sh.	**7m**	7m penalty sh.
Brk.	Breakthrough sh.	**LD**	Long distance sh.	**As.**	Assists	**PC**	Pass clear chance	**E7**	Eearned 7m pen.	**TF**	Technical faults	**St.**	Steals
2m	2m punishments	**C7.**	Commited 7m	**E2**	Eearned 2m pun.	**YC.**	Yellow cards	**R/B**	Red/Blue cards	**Blk.**	Blocks	**S**	Starting Line-up

IHF Women's Youth (18) World Championship

North Macedonia (Skopje)

Final Round, Quarterfinals

Match Team Statistics

Match No. 91

Denmark 32 - 26 France

(13 - 10) (19 - 16)

7.8.2022. 18:15

Attendance: 97

Sport Centre Jane Sandanski

Referees: Youcef Belkhiri (ALG) / Sid Ali Hamidi (ALG)

Shot distribution by player

2 S. Ibranovic

0/1		

4 J. Scaglione

2/2		1/1
0/1		
1/2	0/1	2/3

1 post 1/1 lob

5 A. Bang

6 B. Laursen

		1/1

1 post

7 M. Vestergaard

		1/1
2/2	1/1	1/1

2/2 lob

8 I. Nielsen

1/1		1/1

1 post

9 L. Thestrup

		1/1
0/1		
		0/1

1/1 lob

10 F. Larsen

	1/1	
0/1		

2/2 lob

14 A. Hovgaard-Hanser

15 A. Dalsager

17 J. Holtorf

		1/1

19 L. Hansen

1/1		
1/1	0/1	

1 post 1/1 lob

21 A. Johansen

2/2		
	0/1	
2/2	1/1	

1 block 1/1 lob

26 N. Vendelborg

TOTAL

6/6	1/1	4/4
0/3	0/1	
6/8	2/4	5/7

4 post 1 block 8/8 lob

Saves distribution goalkeepers

12 I. Kaysen

0/3	1/2	2/3
0/1	2/2	1/2
0/4		0/2

20 S. Rasmussen

1/2		0/5
	0/1	
2/5	0/1	0/2

TOTAL

1/5	1/2	2/8
0/1	2/3	1/2
2/9	0/1	0/4

Shots by position

ATTACK

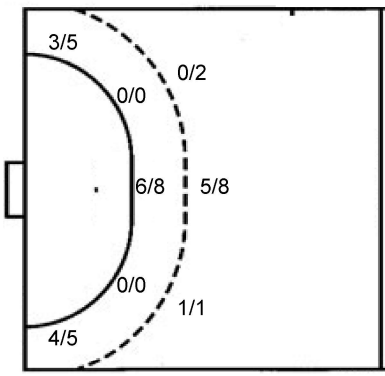

7m penalties	1/1
Fastbreak	3/5
Breakthrough	8/11
Long dist.	1/1

DEFENSE

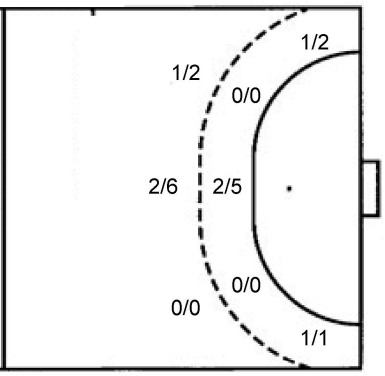

7m penalties	1/2
Fastbreak	3/5
Breakthrough	13/20
Long dist.	2/3

Shooting statistics

Position	Goals	Sav.	Miss.	Post	Blk.	Total	%
Back (9m)	6	3	0	2	0	11	55
Line (6m)	6	1	0	1	0	8	75
Wing	7	2	0	1	0	10	70
7m penalties	1	0	0	0	0	1	100
Fastbreak	3	2	0	0	0	5	60
Breakthrough	8	2	0	0	1	11	73
Total	**31**	**10**	**0**	**4**	**1**	**46**	**67**

#	Jersey number	**Tot.**	Total shooting	**6m**	6m (line) shooting	**9m**	9m shooting	**Wng**	Wing shooting	**FB**	Fastbreak sh.	**7m**	7m penalty sh.
Brk.	Breakthrough sh.	**LD**	Long distance sh.	**As.**	Assists	**PC**	Pass clear chance	**E7**	Eearned 7m pen.	**TF**	Technical faults	**St.**	Steals
2m	2m punishments	**C7.**	Commited 7m	**E2**	Eearned 2m pun.	**YC.**	Yellow cards	**R/B**	Red/Blue cards	**Blk.**	Blocks	**S**	Starting Line-up

IHF Women's Youth (18) World Championship

North Macedonia (Skopje)

Final Round, Quarterfinals

Match Team Statistics

Match No. 91

Denmark 32 - 26 France

(13 - 10) (19 - 16)

7.8.2022. 18:15

Attendance: 97

Sport Centre Jane Sandanski

Referees: Youcef Belkhiri (ALG) / Sid Ali Hamidi (ALG)

France

Players			Goals / shots									Attack					Def.			Penalties				TP
#	Surname and name	S	Tot.	%	9m	6m	Wing	7m	FB	Brk.	LD	As.	PC	E7	E2	TF	St.	C7	Blk	YC	2m	R	B	
1	LAZZARI Emma																							
5	ERRARD Manon	S	1/1	100			1/1													1				55:16
6	KARAMOKO Fatou	S	0/1	0		0/1							1			1	3				2			41:03
7	LELONG Romane																				1			4:26
10	TUCCELLA Emma	S																						0:54
12	LEHUALT-PARC Romane																							9:28
13	GOLVET Delia																							
14	DURY Nina		3/6	50			1/2		2/3		0/1		1			1	1							59:24
15	BROQUAIRE Carla		0/1	0		0/1						1					1							9:14
16	WANDA Shana	S																						50:32
17	SISSOKO Assa																							10:34
18	PERRET Nina		7/11	64	0/1			1/2	1/2	3/4	2/2	3	1			2	3							52:52
20	NIKINDANDA Clemence	S	2/2	100		2/2								1			1							33:38
21	BORG Enola	S	5/11	45	3/7					2/4		1			4	4	1	1	1					54:21
23	LOUVEAU Juliette																							5:39
24	BORG Lylou	S	8/13	62		0/1				8/12			2	1	1	4					1			32:39
	Team / bench																							
	UKUPNO		26/46	57	3/8	2/5	2/3	1/2	3/5	13/20	2/3	5	5	2	5	12	10	1	1	1	4	0	0	

Goalkeepers		Saves / shots								
#.	Surname and name	Tot.	%	9m	6m	Wing	7m	FB	Brk.	LD
1	LAZZARI Emma									
12	LEHUALT-PARC Romane	0/6	0	0/1	0/2	0/2	0/1			
16	WANDA Shana	10/35	29	3/8	1/5	2/7		2/5	2/10	
	TOTAL	10/41	24	3/9	1/7	2/9	0/1	4/5	2/10	0/0

Coach: **Olivier De Lafuente**

Number of attacks: 58, Efficiency: 45%, Average Duration: 26.86 seconds

Attack by type of defense

	Shots	9m	6m	Wing	TF	E7	E2
On def. 6-0	20/36	3/8	2/5	2/3	12	2	5
Fastbreak	3/5				0	0	0

Defense by type

	Total	9m	6m	Wing	Stl.	C7	2m
Def. 6-0	22/32	6/10	4/6	6/7	8	0	3
Def. 5-1	4/6	0/1	2/2	1/2	2	1	0
Def. press.	1/2	0/0	0/0	0/1	0	0	1
Fastbreak	3/5				0	0	0

Attack with superiority / minority / goalkeeper out

	Attack				Reaction		
	Att.	Eff.	Shots	TF	FB	LD	Tot.
6 on 6 (GK out)	6	17%	1/5	1	0/0	1/1	1/1
6 on 6	39	44%	17/30	9			
5 on 6	2	50%	1/2	0			
6 on 5	11	64%	7/9	2			

Player superiority / GK out counted at the end of attack (in case it changes during attack)

Defense with superiority / minority / goalkeeper out

	Attack				Reaction		
	Att.	Eff.	Shots	TF	FB	LD	Tot.
6 on 6 (GK out)	9	44%	4/7	2	0/0	1/2	1/2
6 on 6	40	53%	21/30	10			
6 on 5	9	78%	7/7	2			

Numbers show attacking numbers of oponnent. Lower efficiency of oponnent means better defense of this team

#	Jersey number	**Tot.**	Total shooting	**6m**	6m (line) shooting	**9m**	9m shooting	**Wng**	Wing shooting	**FB**	Fastbreak sh.	**7m**	7m penalty sh.
Brk.	Breakthrough sh.	**LD**	Long distance sh.	**As.**	Assists	**PC**	Pass clear chance	**E7**	Eearned 7m pen.	**TF**	Technical faults	**St.**	Steals
2m	2m punishments	**C7.**	Commited 7m	**E2**	Eearned 2m pun.	**YC.**	Yellow cards	**R/B**	Red/Blue cards	**Blk.**	Blocks	**S**	Starting Line-up

IHF Women's Youth (18) World Championship

North Macedonia (Skopje)

Final Round, Quarterfinals

Match Team Statistics

Match No. 91

Denmark 32 - 26 France

(13 - 10) (19 - 16)

7.8.2022. 18:15

Attendance: 97

Sport Centre Jane Sandanski

Referees: Youcef Belkhiri (ALG) / Sid Ali Hamidi (ALG)

Shot distribution by player

5 M. Errard

1/1		

6 F. Karamoko

1 post

7 R. Lelong

10 E. Tuccella

13 D. Golvet

14 N. Dury

		1/1
2/3		

2 post

15 C. Broquaire

	0/1	

17 A. Sissoko

18 N. Perret

1/1		1/1
1/1	1/2	0/1
1/2	1/1	1/1

1 miss.

20 C. Nikindanda

		1/1
		1/1

21 E. Borg

1/1		1/1
		1/1
2/2		

4 post 1 miss. 1 block

23 J. Louveau

24 L. Borg

1/2	1/2	2/4
2/2		2/2

1 post

TOTAL

4/5	1/2	6/8
1/1	1/3	1/2
7/9	1/1	4/4

8 post 2 miss. 1 block

Saves distribution goalkeepers

1 E. Lazzari

12 R. Lehualt-Parc

0/2		
0/1		

16 S. Wanda

0/4	0/1	0/4
3/3	1/1	
2/7	2/4	2/7

TOTAL

0/6	0/1	0/4
3/3	1/1	
2/8	2/4	2/7

Shots by position

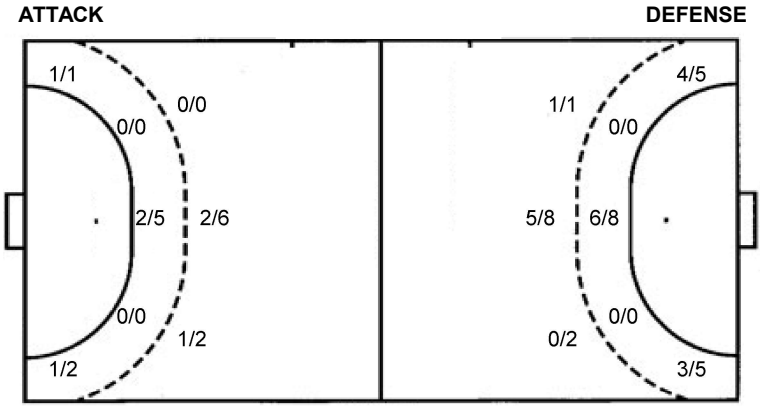

7m penalties	1/2	7m penalties	1/1
Fastbreak	3/5	Fastbreak	3/5
Breakthrough	13/20	Breakthrough	8/11
Long dist.	2/3	Long dist.	1/1

Shooting statistics

Position	Goals	Sav.	Miss.	Post	Blk.	Total	%
Back (9m)	3	0	1	3	1	8	38
Line (6m)	2	2	0	1	0	5	40
Wing	2	0	0	1	0	3	67
7m penalties	1	1	0	0	0	2	50
Fastbreak	3	2	0	0	0	5	60
Breakthrough	13	4	1	2	0	20	65
Total	**24**	**9**	**2**	**7**	**1**	**43**	**56**

#	Jersey number	**Tot.**	Total shooting	**6m**	6m (line) shooting	**9m**	9m shooting	**Wng**	Wing shooting	**FB**	Fastbreak sh.	**7m**	7m penalty sh.
Brk.	Breakthrough sh.	**LD**	Long distance sh.	**As.**	Assists	**PC**	Pass clear chance	**E7**	Eearned 7m pen.	**TF**	Technical faults	**St.**	Steals
2m	2m punishments	**C7.**	Commited 7m	**E2**	Eearned 2m pun.	**YC.**	Yellow cards	**R/B**	Red/Blue cards	**Blk.**	Blocks	**S**	Starting Line-up

IHF Women's Youth (18) World Championship

North Macedonia (Skopje)

Final Round, Quarterfinals

Match Team Statistics

Match No. 91

Denmark 32 - 26 France

(13 - 10) (19 - 16)

7.8.2022. 18:15

Attendance: 97

Sport Centre Jane Sandanski

Referees: Youcef Belkhiri (ALG) / Sid Ali Hamidi (ALG)

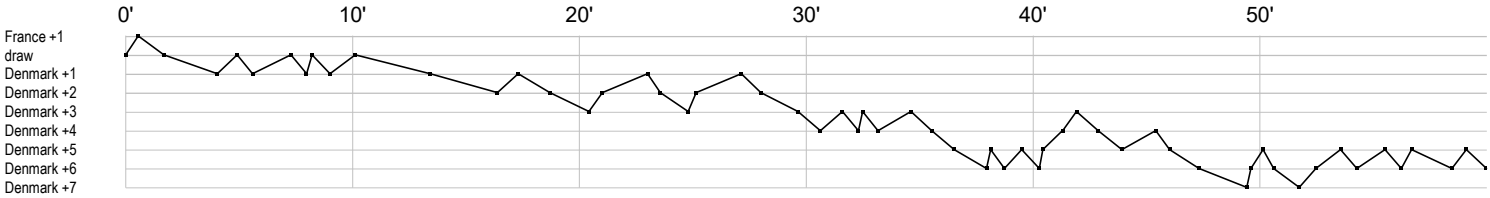

Denmark



France



	In game	**g**	Goal scored	**f**	Missed shot	**a**	Assist	**t**	Technical faults	**b**	Steal
2	2min suspension	**e**	Eearned 7m	**c**	Commited 7m	**y**	Yellow card	**r**	Red Card	**k**	Blue card
i	Eearned 2min.	**x**	Block	**4**	4min suspension	**p**	Pass for clear chance	**s**	Saved shot	**r**	Received goal