



IHF Women's Youth (18) World Championship

North Macedonia (Skopje)

Final Round, 13-16. place



Match Team Statistics

Match No. 90

Portugal 35 - 21 Brazil

(14 - 11) (21 - 10)

7.8.2022. 16:00

Attendance: 45

Sport Centre Jane Sandanski

Referees: Khasan Ismoilov (UZB) / Khasan Ismoilov (UZB)

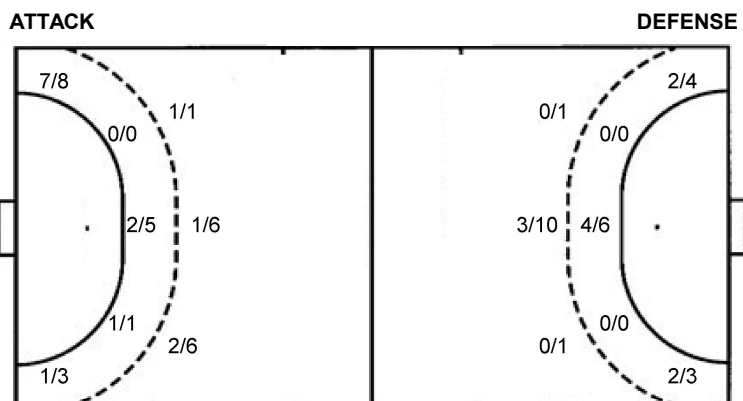
Shot distribution by player

2 M. Pico 0/1 1/1 1/1 1 post 1/1 lob	3 L. Jesus 1 post 2/2	5 S. Ferreira 1 miss. 0/1	8 C. Sequeira 2 post 1/1 lob 0/1 0/1 1/1 1/1 1/1	10 C. Figueiredo 2 post 1 miss. 0/1 3/3 1/1 1/1	11 L. Antunes	13 J. Figueira 1 post 1/1 lob 1/1 2/2 1/1
14 D. Fernandes 2/2 0/1 1/1 1/1	15 L. Rebelo 4/4 0/1 1/1 2/2 1/2	17 J. Semedo 0/1	19 M. Correia	21 M. Silva	22 N. Gonçalves 2 post 1/2 0/1	TOTAL 7/9 1/2 8/10 0/2 0/1 3/4 4/4 3/3 5/7 9 post 3 miss. 4/4 lob

Saves distribution goalkeepers

1 M. Costa 2/7 1/1 1/6 0/1	12 M. Rosa 2/2 2/2 2/2 0/1 0/4 1/1 1/4	16 R. Guimaraes	TOTAL 2/2 2/7 2/2 3/3 0/1 1/10 1/1 1/5
--	--	------------------------	--

Shots by position



7m penalties 2/3
Fastbreak 9/10
Breakthrough 9/15
Long dist. 0/0

7m penalties 2/2
Fastbreak 2/2
Breakthrough 6/10
Long dist. 0/0

Shooting statistics

Position	Goals	Sav.	Miss.	Post	Blk.	Total	%
Back (9m)	4	5	1	3	0	13	31
Line (6m)	3	1	1	1	0	6	50
Wing	8	2	0	1	0	11	73
7m penalties	2	0	0	1	0	3	67
Fastbreak	9	0	0	1	0	10	90
Breakthrough	9	3	1	2	0	15	60
Total	35	11	3	9	0	58	60

Jersey number Tot. Total shooting 6m 6m (line) shooting 9m 9m shooting Wng Wing shooting FB Fastbreak sh. 7m 7m penalty sh.
Brk. Breakthrough sh. LD Long distance sh. As. Assists PC Pass clear chance E7 Earned 7m pen. TF Technical faults St. Steals
2m 2m punishments C7. Committed 7m E2 Earned 2m pun. YC. Yellow cards R/B Red/Blue cards Blk. Blocks S Starting Line-up

Handball statistics and livescore by Toma-soft ltd (www.toma-soft.hr)



IHF Women's Youth (18) World Championship

North Macedonia (Skopje)

Final Round, 13-16. place



Match Team Statistics

Match No. 90

Portugal 35 - 21 Brazil

(14 - 11) (21 - 10)

7.8.2022. 16:00

Attendance: 45

Sport Centre Jane Sandanski

Referees: Khasan Ismoilov (UZB) / Khasan Ismoilov (UZB)

Brazil

#	Surname and name	S	Goals / shots								Attack					Def.			Penalties			TP													
			Tot.	%	9m	6m	Wing	7m	FB	Brk.	LD	As.	PC	E7	E2	TF	St.	C7	Blk	YC	2m		R	B											
1	NAVARRO Manuella	S																																	30:36
3	RODRIGUES Julia		1/3	33	1/2																														30:51
4	JORGE Elisa		2/2	100				2/2																											31:00
5	BORNE Serena	S	2/3	67				2/3																											41:50
6	DA CRUZ Gabriela		2/3	67			2/3																												20:12
7	ROSA Kelly	S	4/11	36	1/6																														56:19
8	OLIVEIRA Livia	S	1/1	100			1/1																												30:23
9	DE OLIVEIRA Maria Clara																																		4:16
10	DOS SANTOS Ana	S	1/3	33			1/1	0/2																											39:25
13	BORGES Eduarda	S	5/8	63	1/3					1/1	3/4																								47:32
14	MACHADO Julia																																		4:05
15	KAEFER Patricia																																		8:09
18	DA CRUZ Alana																																		
19	SOARES Nathaly		2/3	67	0/1				2/2																										22:26
24	E SILVA Maria Elisa	S	1/2	50			0/1			1/1																									23:32
99	QUEIROZ Milene																																		29:24
	Team / bench																																		
	UKUPNO		21/39	54	3/12	4/6	4/7	2/2	2/2	6/10	0/0																								

#	Surname and name	Saves / shots								
		Tot.	%	9m	6m	Wing	7m	FB	Brk.	LD
1	NAVARRO Manuella	2/21	10	0/1	0/2	0/5	0/1	0/4	2/8	
99	QUEIROZ Milene	9/25	36	5/8	1/2	2/5	0/1	0/5	1/4	
	TOTAL	11/46	24	5/9	1/4	2/10	0/2	0/9	3/12	0/0

Coach: Mauricio Antonucci

Number of attacks: 68, Efficiency: 31%, Average Duration: 25.35 seconds

Attack by type of defense

	Shots	9m	6m	Wing	TF	E7	E2
On def. 6-0	16/32	3/11	4/6	4/6	28	2	1
On def. 5-1	1/3	0/1	0/0	0/1	3	0	1
Fastbreak	2/2				0	0	0

Defense by type

	Total	9m	6m	Wing	Stl.	C7	2m
Def. 6-0	14/27	3/10	2/4	5/6	6	1	5
Def. 5-1	10/18	1/3	1/2	3/5	0	2	0
Fastbreak	9/10				0	0	0

Attack with superiority / minority / goalkeeper out

	Attack				Reaction		
	Att.	Eff.	Shots	TF	FB	LD	Tot.
6 on 6	59	32%	19/30	29			
5 on 6	5	20%	1/4	1			
6 on 5	2	50%	1/2	0			
5 on 5	2	0%	0/1	1			

Player superiority / GK out counted at the end of attack (in case it changes during attack)

Defense with superiority / minority / goalkeeper out

	Attack				Reaction		
	Att.	Eff.	Shots	TF	FB	LD	Tot.
6 on 6 (GK out)	1	100%	1/1	0	0/0	0/0	0/0
6 on 5 (GK out)	1	0%	0/1	0	0/0	0/0	0/0
6 on 6	61	52%	32/48	13			
6 on 5	7	29%	2/4	3			

Numbers show attacking numbers of opponent. Lower efficiency of opponent means better defense of this team

Jersey number Tot. Total shooting 6m 6m (line) shooting 9m 9m shooting Wng Wing shooting FB Fastbreak sh. 7m 7m penalty sh.
 Brk. Breakthrough sh. LD Long distance sh. As. Assists PC Pass clear chance E7 Earned 7m pen. TF Technical faults St. Steals
 2m 2m punishments C7. Committed 7m E2 Earned 2m pun. YC. Yellow cards R/B Red/Blue cards Blk. Blocks S Starting Line-up



IHF Women's Youth (18) World Championship

North Macedonia (Skopje)

Final Round, 13-16. place



Match Team Statistics

Match No. 90

Portugal 35 - 21 Brazil

(14 - 11) (21 - 10)

7.8.2022. 16:00

Attendance: 45

Sport Centre Jane Sandanski

Referees: Khasan Ismoilov (UZB) / Khasan Ismoilov (UZB)

Shot distribution by player

3 J. Rodrigues

		1/1

1 post 1 block

4 E. Jorge

		1/1

1/1 lob

5 S. Borne

		0/1
		1/1

1/1 lob

6 G. Da Cruz

		1/1
		1/1

1 post

7 K. Rosa

	0/1	1/2
0/1	0/1	
2/3	0/1	1/1

1 miss.

8 L. Oliveira

		1/1

9 M. De Oliveira

10 A. Dos Santos

	0/1	0/1
		1/1

13 E. Borges

		1/1
0/1		
4/4		

1 post 1 block

14 J. Machado

15 P. Kaefer

18 A. Da Cruz

19 N. Soares

2/2		0/1

24 M. E Silva

	0/1	
		1/1

TOTAL

	0/2	5/7
0/2	0/3	1/1
9/10	0/1	4/5

3 post 1 miss. 2 block 2/2 lob

Saves distribution goalkeepers

1 M. Navarro

0/3		0/2
	1/1	0/2
0/3	0/2	1/6

99 M. Queiroz

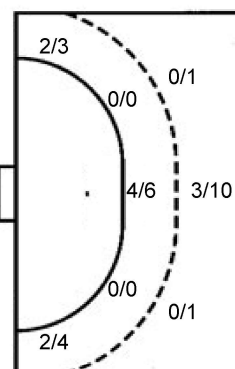
2/6	1/2	2/8
2/2		1/2
0/1	0/1	1/1

TOTAL

2/9	1/2	2/10
2/2	1/1	1/4
0/4	0/3	2/7

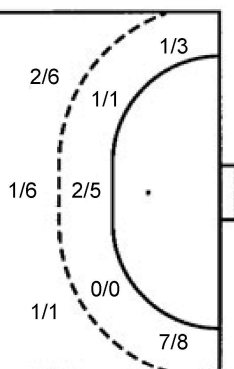
Shots by position

ATTACK



7m penalties 2/2
Fastbreak 2/2
Breakthrough 6/10
Long dist. 0/0

DEFENSE



7m penalties 2/3
Fastbreak 9/10
Breakthrough 9/15
Long dist. 0/0

Shooting statistics

Position	Goals	Sav.	Miss.	Post	Blk.	Total	%
Back (9m)	3	6	1	0	2	12	25
Line (6m)	4	1	0	1	0	6	67
Wing	4	3	0	0	0	7	57
7m penalties	2	0	0	0	0	2	100
Fastbreak	2	0	0	0	0	2	100
Breakthrough	6	2	0	2	0	10	60
Total	21	12	1	3	2	39	54

Jersey number Tot. Total shooting 6m 6m (line) shooting 9m 9m shooting Wng Wing shooting FB Fastbreak sh. 7m 7m penalty sh.
Brk. Breakthrough sh. LD Long distance sh. As. Assists PC Pass clear chance E7 Earned 7m pen. TF Technical faults St. Steals
2m 2m punishments C7. Committed 7m E2 Earned 2m pun. YC. Yellow cards R/B Red/Blue cards Blk. Blocks S Starting Line-up

Handball statistics and livescore by Toma-soft ltd (www.toma-soft.hr)

